

Structured Asset Investment Loan Trust
Mortgage Pass-Through Certificates
Series 2005-3

Contact: Customer Service - CTSLink
Wells Fargo Bank, N.A.
Securities Administration Services
7485 New Horizon Way
Frederick, MD 21703
www.ctslink.com
Telephone: (301) 815-6600
Fax: (301) 815-6660

23-Aug-2007 10:07:07AM

Certificateholder Distribution Summary

Class	CUSIP	Record Date	Certificate Pass-Through Rate	Beginning Certificate Balance	Interest Distribution	Principal Distribution	Current Realized Loss	Ending Certificate Balance	Total Distribution	Cumulative Realized Losses
A1	86358ERL2	08/24/2007	5.60000 %	49,566,360.28	254,440.65	4,435,394.55	0.00	45,130,965.73	4,689,835.20	0.00
A2	86358ERM0	08/24/2007	5.40000 %	0.00	0.00	0.00	0.00	0.00	0.00	0.00
A3	86358ERN8	08/24/2007	5.49000 %	11,497,064.54	57,858.98	9,370,233.82	0.00	2,126,830.72	9,428,092.80	0.00
A4	86358ERP3	08/24/2007	5.62000 %	145,956,000.00	751,916.66	0.00	0.00	145,956,000.00	751,916.66	0.00
A5	86358ERQ1	08/24/2007	5.60000 %	75,770,341.06	388,954.42	5,802,633.06	0.00	69,967,708.00	6,191,587.48	0.00
A6	86358ERR9	08/24/2007	5.62000 %	18,942,545.47	97,585.68	1,450,655.22	0.00	17,491,890.26	1,548,240.90	0.00
A7	86358ERS7	08/24/2007	5.53000 %	71,183,774.95	360,842.42	4,933,289.29	0.00	66,250,485.65	5,294,131.71	0.00
A8	86358ERT5	08/24/2007	5.58000 %	17,795,943.73	91,026.25	1,233,322.32	0.00	16,562,621.41	1,324,348.57	0.00
A9	86358ERU2	08/24/2007	5.45000 %	5,212,896.07	26,042.76	4,248,567.53	0.00	964,328.54	4,274,610.29	0.00
M1	86358ERV0	08/24/2007	5.70000 %	52,947,000.00	276,648.08	0.00	0.00	52,947,000.00	276,648.08	0.00
M2	86358ERW8	08/24/2007	5.76000 %	76,634,000.00	404,627.52	0.00	0.00	76,634,000.00	404,627.52	0.00
M3	86358ERX6	08/24/2007	5.80000 %	41,800,000.00	222,236.67	0.00	0.00	41,800,000.00	222,236.67	0.00
M4	86358ERY4	08/24/2007	5.92000 %	33,440,000.00	181,467.73	0.00	0.00	33,440,000.00	181,467.73	0.00
M5	86358ERZ1	08/24/2007	5.97000 %	30,654,000.00	167,754.02	0.00	0.00	30,654,000.00	167,754.02	0.00
M6	86358ESA5	08/24/2007	6.03000 %	25,080,000.00	138,629.70	0.00	0.00	25,080,000.00	138,629.70	0.00
M7	86358ESB3	08/24/2007	6.52000 %	22,294,000.00	133,243.81	0.00	0.00	22,294,000.00	133,243.81	0.00
M8	86358ESC1	08/24/2007	6.62000 %	20,900,000.00	126,828.17	0.00	0.00	20,900,000.00	126,828.17	0.00
M9	86358ESD9	08/24/2007	7.37000 %	22,294,000.00	150,614.55	0.00	0.00	22,294,000.00	150,614.55	0.00
B	86358ERK4	08/24/2007	7.82000 %	8,360,000.00	58,540.52	0.00	0.00	8,360,000.00	58,540.52	0.00
X	SAI05003X	07/31/2007	0.00000 %	11,998,298.76	0.00	0.00	0.00	10,733,542.54	0.00	0.00
P	SAI05003P	07/31/2007	0.00000 %	100.00	83,221.58	0.00	0.00	100.00	83,221.58	0.00
R	SAI0503R1	07/31/2007	0.00000 %	0.00	0.00	0.00	0.00	0.00	0.00	0.00
Totals				742,326,324.86	3,972,480.17	31,474,095.79	0.00	709,587,472.85	35,446,575.96	0.00

This report has been compiled from information provided to Wells Fargo Bank, N.A. by various third parties, which may include the Servicer, Master Servicer, Special Servicer and others. Wells Fargo Bank, N.A. has not independently confirmed the accuracy of information received from these third parties and assumes no duty to do so. Wells Fargo Bank, N.A. expressly disclaims any responsibility for the accuracy or completeness of information furnished by third parties.

All Record Dates are based upon the governing documents and logic set forth as of closing.

Structured Asset Investment Loan Trust
Mortgage Pass-Through Certificates
Series 2005-3

Contact: Customer Service - CTSLink
Wells Fargo Bank, N.A.
Securities Administration Services
7485 New Horizon Way
Frederick, MD 21703
www.ctslink.com
Telephone: (301) 815-6600
Fax: (301) 815-6660

23-Aug-2007 10:07:07AM

Principal Distribution Statement

Class	Original Face Amount	Beginning Certificate Balance	Scheduled Principal Distribution	Unscheduled Principal Distribution	Accretion	Realized Loss	Total Principal Reduction	Ending Certificate Balance	Ending Certificate Percentage	Total Principal Distribution
A1	291,477,000.00	49,566,360.28	0.00	4,435,394.55	0.00	0.00	4,435,394.55	45,130,965.73	0.15483543	4,435,394.55
A2	400,000,000.00	0.00	0.00	0.00	0.00	0.00	0.00	0.00	0.00000000	0.00
A3	220,909,000.00	11,497,064.54	0.00	9,370,233.82	0.00	0.00	9,370,233.82	2,126,830.72	0.00962763	9,370,233.82
A4	145,956,000.00	145,956,000.00	0.00	0.00	0.00	0.00	0.00	145,956,000.00	1.00000000	0.00
A5	476,069,000.00	75,770,341.06	0.00	5,802,633.06	0.00	0.00	5,802,633.06	69,967,708.00	0.14696968	5,802,633.06
A6	119,017,000.00	18,942,545.47	0.00	1,450,655.22	0.00	0.00	1,450,655.22	17,491,890.26	0.14696968	1,450,655.22
A7	402,724,000.00	71,183,774.95	0.00	4,933,289.29	0.00	0.00	4,933,289.29	66,250,485.65	0.16450593	4,933,289.29
A8	100,681,000.00	17,795,943.73	0.00	1,233,322.32	0.00	0.00	1,233,322.32	16,562,621.41	0.16450593	1,233,322.32
A9	281,527,000.00	5,212,896.07	0.00	4,248,567.53	0.00	0.00	4,248,567.53	964,328.54	0.00342535	4,248,567.53
M1	52,947,000.00	52,947,000.00	0.00	0.00	0.00	0.00	0.00	52,947,000.00	1.00000000	0.00
M2	76,634,000.00	76,634,000.00	0.00	0.00	0.00	0.00	0.00	76,634,000.00	1.00000000	0.00
M3	41,800,000.00	41,800,000.00	0.00	0.00	0.00	0.00	0.00	41,800,000.00	1.00000000	0.00
M4	33,440,000.00	33,440,000.00	0.00	0.00	0.00	0.00	0.00	33,440,000.00	1.00000000	0.00
M5	30,654,000.00	30,654,000.00	0.00	0.00	0.00	0.00	0.00	30,654,000.00	1.00000000	0.00
M6	25,080,000.00	25,080,000.00	0.00	0.00	0.00	0.00	0.00	25,080,000.00	1.00000000	0.00
M7	22,294,000.00	22,294,000.00	0.00	0.00	0.00	0.00	0.00	22,294,000.00	1.00000000	0.00
M8	20,900,000.00	20,900,000.00	0.00	0.00	0.00	0.00	0.00	20,900,000.00	1.00000000	0.00
M9	22,294,000.00	22,294,000.00	0.00	0.00	0.00	0.00	0.00	22,294,000.00	1.00000000	0.00
B	8,360,000.00	8,360,000.00	0.00	0.00	0.00	0.00	0.00	8,360,000.00	1.00000000	0.00
X	0.00	11,998,298.76	0.00	0.00	0.00	0.00	0.00	10,733,542.54	0.00000000	0.00
P	100.00	100.00	0.00	0.00	0.00	0.00	0.00	100.00	1.00000000	0.00
R	0.00	0.00	0.00	0.00	0.00	0.00	0.00	0.00	0.00000000	0.00
Totals	2,772,763,100.00	742,326,324.86	0.00	31,474,095.79	0.00	0.00	31,474,095.79	709,587,472.85	0.25591349	31,474,095.79

**Structured Asset Investment Loan Trust
Mortgage Pass-Through Certificates
Series 2005-3**

Contact: Customer Service - CTSLink
Wells Fargo Bank, N.A.
Securities Administration Services
7485 New Horizon Way
Frederick, MD 21703
www.ctslink.com
Telephone: (301) 815-6600
Fax: (301) 815-6660

23-Aug-2007 10:07:07AM

Principal Distribution Factors Statement

Class	Original Face Amount	Beginning Certificate Balance	Scheduled Principal Distribution	Unscheduled Principal Distribution	Accretion	Realized Loss	Total Principal Reduction	Ending Certificate Balance	Ending Certificate Percentage	Total Principal Distribution
A1	291,477,000.00	170.05238931	0.00000000	15.21696240	0.00000000	0.00000000	15.21696240	154.83542691	0.15483543	15.21696240
A2	400,000,000.00	0.00000000	0.00000000	0.00000000	0.00000000	0.00000000	0.00000000	0.00000000	0.00000000	0.00000000
A3	220,909,000.00	52.04434650	0.00000000	42.41671376	0.00000000	0.00000000	42.41671376	9.62763274	0.00962763	42.41671376
A4	145,956,000.00	1000.00000000	0.00000000	0.00000000	0.00000000	0.00000000	0.00000000	1000.00000000	1.00000000	0.00000000
A5	476,069,000.00	159.15831751	0.00000000	12.18863875	0.00000000	0.00000000	12.18863875	146.96967877	0.14696968	12.18863875
A6	119,017,000.00	159.15831747	0.00000000	12.18863877	0.00000000	0.00000000	12.18863877	146.96967879	0.14696968	12.18863877
A7	402,724,000.00	176.75573085	0.00000000	12.24980207	0.00000000	0.00000000	12.24980207	164.50592875	0.16450593	12.24980207
A8	100,681,000.00	176.75573077	0.00000000	12.24980205	0.00000000	0.00000000	12.24980205	164.50592873	0.16450593	12.24980205
A9	281,527,000.00	18.51650488	0.00000000	15.09115477	0.00000000	0.00000000	15.09115477	3.42535011	0.00342535	15.09115477
M1	52,947,000.00	1000.00000000	0.00000000	0.00000000	0.00000000	0.00000000	0.00000000	1000.00000000	1.00000000	0.00000000
M2	76,634,000.00	1000.00000000	0.00000000	0.00000000	0.00000000	0.00000000	0.00000000	1000.00000000	1.00000000	0.00000000
M3	41,800,000.00	1000.00000000	0.00000000	0.00000000	0.00000000	0.00000000	0.00000000	1000.00000000	1.00000000	0.00000000
M4	33,440,000.00	1000.00000000	0.00000000	0.00000000	0.00000000	0.00000000	0.00000000	1000.00000000	1.00000000	0.00000000
M5	30,654,000.00	1000.00000000	0.00000000	0.00000000	0.00000000	0.00000000	0.00000000	1000.00000000	1.00000000	0.00000000
M6	25,080,000.00	1000.00000000	0.00000000	0.00000000	0.00000000	0.00000000	0.00000000	1000.00000000	1.00000000	0.00000000
M7	22,294,000.00	1000.00000000	0.00000000	0.00000000	0.00000000	0.00000000	0.00000000	1000.00000000	1.00000000	0.00000000
M8	20,900,000.00	1000.00000000	0.00000000	0.00000000	0.00000000	0.00000000	0.00000000	1000.00000000	1.00000000	0.00000000
M9	22,294,000.00	1000.00000000	0.00000000	0.00000000	0.00000000	0.00000000	0.00000000	1000.00000000	1.00000000	0.00000000
B	8,360,000.00	1000.00000000	0.00000000	0.00000000	0.00000000	0.00000000	0.00000000	1000.00000000	1.00000000	0.00000000
X	0.00	0.00000000	0.00000000	0.00000000	0.00000000	0.00000000	0.00000000	0.00000000	0.00000000	0.00000000
P	100.00	1000.00000000	0.00000000	0.00000000	0.00000000	0.00000000	0.00000000	1000.00000000	1.00000000	0.00000000
R	0.00	0.00000000	0.00000000	0.00000000	0.00000000	0.00000000	0.00000000	0.00000000	0.00000000	0.00000000

NOTE: All classes per \$1,000 denomination.

Structured Asset Investment Loan Trust
Mortgage Pass-Through Certificates
Series 2005-3

Contact: Customer Service - CTSLink
Wells Fargo Bank, N.A.
Securities Administration Services
7485 New Horizon Way
Frederick, MD 21703
www.ctslink.com
Telephone: (301) 815-6600
Fax: (301) 815-6660

23-Aug-2007 10:07:07AM

Interest Distribution Statement

Class	Accrual Dates	Accrual Days	Current Certificate Rate	Beginning Certificate/ Notional Balance	Current Accrued Interest	Payment of Unpaid Interest Shortfall(1)	Current Interest Shortfall(1)	Non-Supported Interest Shortfall	Total Interest Distribution	Remaining Unpaid Interest Shortfall(1)	Ending Certificate/ Notional Balance
A1	07/25/07 - 08/26/07	33	5.60000 %	49,566,360.28	254,440.65	0.00	0.00	0.00	254,440.65	0.00	45,130,965.73
A2	N/A	N/A	5.40000 %	0.00	0.00	0.00	0.00	0.00	0.00	0.00	0.00
A3	07/25/07 - 08/26/07	33	5.49000 %	11,497,064.54	57,858.98	0.00	0.00	0.00	57,858.98	0.00	2,126,830.72
A4	07/25/07 - 08/26/07	33	5.62000 %	145,956,000.00	751,916.66	0.00	0.00	0.00	751,916.66	0.00	145,956,000.00
A5	07/25/07 - 08/26/07	33	5.60000 %	75,770,341.06	388,954.42	0.00	0.00	0.00	388,954.42	0.00	69,967,708.00
A6	07/25/07 - 08/26/07	33	5.62000 %	18,942,545.47	97,585.68	0.00	0.00	0.00	97,585.68	0.00	17,491,890.26
A7	07/25/07 - 08/26/07	33	5.53000 %	71,183,774.95	360,842.42	0.00	0.00	0.00	360,842.42	0.00	66,250,485.65
A8	07/25/07 - 08/26/07	33	5.58000 %	17,795,943.73	91,026.25	0.00	0.00	0.00	91,026.25	0.00	16,562,621.41
A9	07/25/07 - 08/26/07	33	5.45000 %	5,212,896.07	26,042.76	0.00	0.00	0.00	26,042.76	0.00	964,328.54
M1	07/25/07 - 08/26/07	33	5.70000 %	52,947,000.00	276,648.08	0.00	0.00	0.00	276,648.08	0.00	52,947,000.00
M2	07/25/07 - 08/26/07	33	5.76000 %	76,634,000.00	404,627.52	0.00	0.00	0.00	404,627.52	0.00	76,634,000.00
M3	07/25/07 - 08/26/07	33	5.80000 %	41,800,000.00	222,236.67	0.00	0.00	0.00	222,236.67	0.00	41,800,000.00
M4	07/25/07 - 08/26/07	33	5.92000 %	33,440,000.00	181,467.73	0.00	0.00	0.00	181,467.73	0.00	33,440,000.00
M5	07/25/07 - 08/26/07	33	5.97000 %	30,654,000.00	167,754.02	0.00	0.00	0.00	167,754.02	0.00	30,654,000.00
M6	07/25/07 - 08/26/07	33	6.03000 %	25,080,000.00	138,629.70	0.00	0.00	0.00	138,629.70	0.00	25,080,000.00
M7	07/25/07 - 08/26/07	33	6.52000 %	22,294,000.00	133,243.81	0.00	0.00	0.00	133,243.81	0.00	22,294,000.00
M8	07/25/07 - 08/26/07	33	6.62000 %	20,900,000.00	126,828.17	0.00	0.00	0.00	126,828.17	0.00	20,900,000.00
M9	07/25/07 - 08/26/07	33	7.37000 %	22,294,000.00	150,614.55	0.00	0.00	0.00	150,614.55	0.00	22,294,000.00
B	07/25/07 - 08/26/07	33	7.82000 %	8,360,000.00	59,927.27	1,000.00	2,386.75	0.00	58,540.52	1,386.75	8,360,000.00
X	N/A	N/A	0.00000 %	742,326,324.86	0.00	0.00	0.00	0.00	0.00	0.00	709,587,472.86
P	N/A	N/A	0.00000 %	100.00	0.00	0.00	0.00	0.00	83,221.58	0.00	100.00
R	N/A	N/A	0.00000 %	0.00	0.00	0.00	0.00	0.00	0.00	0.00	0.00
Totals					3,890,645.34	1,000.00	2,386.75	0.00	3,972,480.17	1,386.75	

(1) Amount also includes Coupon Cap or Basis Risk Shortfalls, if applicable.

**Structured Asset Investment Loan Trust
Mortgage Pass-Through Certificates
Series 2005-3**

Contact: Customer Service - CTSLink
Wells Fargo Bank, N.A.
Securities Administration Services
7485 New Horizon Way
Frederick, MD 21703
www.ctslink.com
Telephone: (301) 815-6600
Fax: (301) 815-6660

23-Aug-2007 10:07:07AM

Interest Distribution Factors Statement

Class	Original Face Amount	Current Certificate Rate	Beginning Certificate/ Notional Balance	Current Accrued Interest	Payment of Unpaid Interest Shortfall(1)	Current Interest Shortfall(1)	Non-Supported Interest Shortfall	Total Interest Distribution	Remaining Unpaid Interest Shortfall(1)	Ending Certificate/ Notional Balance
A1	291,477,000.00	5.6000 %	170.05238931	0.87293560	0.00000000	0.00000000	0.00000000	0.87293560	0.00000000	154.83542691
A2	400,000,000.00	5.4000 %	0.00000000	0.00000000	0.00000000	0.00000000	0.00000000	0.00000000	0.00000000	0.00000000
A3	220,909,000.00	5.4900 %	52.04434650	0.26191319	0.00000000	0.00000000	0.00000000	0.26191319	0.00000000	9.62763274
A4	145,956,000.00	5.6200 %	1000.00000000	5.15166667	0.00000000	0.00000000	0.00000000	5.15166667	0.00000000	1000.00000000
A5	476,069,000.00	5.6000 %	159.15831751	0.81701270	0.00000000	0.00000000	0.00000000	0.81701270	0.00000000	146.96967877
A6	119,017,000.00	5.6200 %	159.15831747	0.81993060	0.00000000	0.00000000	0.00000000	0.81993060	0.00000000	146.96967879
A7	402,724,000.00	5.5300 %	176.75573085	0.89600426	0.00000000	0.00000000	0.00000000	0.89600426	0.00000000	164.50592875
A8	100,681,000.00	5.5800 %	176.75573077	0.90410554	0.00000000	0.00000000	0.00000000	0.90410554	0.00000000	164.50592873
A9	281,527,000.00	5.4500 %	18.51650488	0.09250537	0.00000000	0.00000000	0.00000000	0.09250537	0.00000000	3.42535011
M1	52,947,000.00	5.7000 %	1000.00000000	5.22500009	0.00000000	0.00000000	0.00000000	5.22500009	0.00000000	1000.00000000
M2	76,634,000.00	5.7600 %	1000.00000000	5.28000000	0.00000000	0.00000000	0.00000000	5.28000000	0.00000000	1000.00000000
M3	41,800,000.00	5.8000 %	1000.00000000	5.31666675	0.00000000	0.00000000	0.00000000	5.31666675	0.00000000	1000.00000000
M4	33,440,000.00	5.9200 %	1000.00000000	5.42666657	0.00000000	0.00000000	0.00000000	5.42666657	0.00000000	1000.00000000
M5	30,654,000.00	5.9700 %	1000.00000000	5.47250016	0.00000000	0.00000000	0.00000000	5.47250016	0.00000000	1000.00000000
M6	25,080,000.00	6.0300 %	1000.00000000	5.52750000	0.00000000	0.00000000	0.00000000	5.52750000	0.00000000	1000.00000000
M7	22,294,000.00	6.5200 %	1000.00000000	5.97666682	0.00000000	0.00000000	0.00000000	5.97666682	0.00000000	1000.00000000
M8	20,900,000.00	6.6200 %	1000.00000000	6.06833349	0.00000000	0.00000000	0.00000000	6.06833349	0.00000000	1000.00000000
M9	22,294,000.00	7.3700 %	1000.00000000	6.75583341	0.00000000	0.00000000	0.00000000	6.75583341	0.00000000	1000.00000000
B	8,360,000.00	7.8200 %	1000.00000000	7.16833373	0.11961722	0.28549641	0.00000000	7.00245455	0.16587919	1000.00000000
X	0.00	0.0000 %	0.00000000	0.00000000	0.00000000	0.00000000	0.00000000	0.00000000	0.00000000	0.00000000
P	100.00	0.0000 %	1000.00000000	0.00000000	0.00000000	0.00000000	0.00000000	832215.80000000	0.00000000	1000.00000000
R	0.00	0.0000 %	0.00000000	0.00000000	0.00000000	0.00000000	0.00000000	0.00000000	0.00000000	0.00000000

(1) Amount also includes Coupon Cap or Basis Risk Shortfalls, if applicable.

NOTE: All classes per \$1,000 denomination.

Structured Asset Investment Loan Trust
Mortgage Pass-Through Certificates
Series 2005-3

Contact: Customer Service - CTSLink
Wells Fargo Bank, N.A.
Securities Administration Services
7485 New Horizon Way
Frederick, MD 21703
www.ctslink.com
Telephone: (301) 815-6600
Fax: (301) 815-6660

23-Aug-2007 10:07:07AM

Certificateholder Account Statement

CERTIFICATE ACCOUNT	
Beginning Balance	0.00
Deposits	
Payments of Interest and Principal	38,349,060.43
Reserve Funds and Credit Enhancements	0.00
Proceeds from Repurchased Loans	0.00
Servicer Advances	0.00
Gains & Subsequent Recoveries (Realized Losses)	(3,134,478.18)
Prepayment Penalties	83,221.58
Swap/Cap Payments	656,080.15
Total Deposits	<u>35,953,883.98</u>
Withdrawals	
Swap Payments	0.00
Reserve Funds and Credit Enhancements	0.00
Total Administration Fees	507,308.02
Payment of Interest and Principal	35,446,575.96
Total Withdrawals (Pool Distribution Amount)	<u>35,953,883.98</u>
Ending Balance	<u>0.00</u>

PREPAYMENT/CURTAILMENT INTEREST SHORTFALL	
Total Prepayment/Curtailment Interest Shortfall	0.00
Servicing Fee Support	0.00
Non-Supported Prepayment/Curtailment Interest Shortfall	<u>0.00</u>

ADMINISTRATION FEES	
Gross Servicing Fee*	285,918.41
Credit Risk Manager's Fee - Clayton Fixed Income Svc	6,804.66
PMI Insurance Premium	214,584.95
Supported Prepayment/Curtailment Interest Shortfall	0.00
Total Administration Fees	<u>507,308.02</u>

*Servicer Payees include: AURORA LOAN SERVICING INC.

Servicer Advances are calculated as delinquent scheduled principal and interest.

Reserve and Guaranty Funds				
Account Name	Beginning Balance	Current Withdrawals	Current Deposits	Ending Balance
Basis Risk Reserve Fund	1,000.00	1,000.00	0.00	0.00
Supplemental Interest Trust	1,000.00	0.00	0.00	1,000.00
Hedge Funds				
Account Name		Funds In (A)	Funds Out (B)	Net Amount (A - B)
Interest Rate Swap Agreement - ABN Amro		2,644,201.82	1,988,121.67	656,080.15

Structured Asset Investment Loan Trust
Mortgage Pass-Through Certificates
Series 2005-3

23-Aug-2007 10:07:07AM

Collateral Statement

Group	1(A)	1(B)	2(A)	2(B)	3(A)	3(B)
Collateral Description	Fixed 15/30 & ARM	Fixed 15/30 & ARM	Fixed 15/30 & ARM	Fixed 15/30 & ARM	Fixed 15/30 & ARM	Fixed 15/30 & ARM
Weighted Average Coupon Rate	7.545883	9.660373	7.880931	9.752949	7.687270	9.373978
Weighted Average Net Rate	7.045882	9.160373	7.429356	9.286397	7.187271	8.875379
Weighted Average Pass-Through Rate	6.626534	8.711060	7.078038	8.973712	6.808994	8.486967
Weighted Average Remaining Term	298	330	285	330	295	330
Principal And Interest Constant	211,787.30	533,123.55	597,383.96	1,975,015.31	331,707.70	1,136,633.10
Beginning Loan Count	245	405	724	1,262	393	766
Loans Paid in Full	11	21	26	68	10	37
Ending Loan Count	234	384	698	1,194	383	729
Beginning Scheduled Balance	28,395,719.65	61,989,453.08	77,988,545.40	229,993,248.41	43,247,744.35	136,564,298.66
Ending Scheduled Balance	27,671,026.19	58,250,950.93	75,581,769.98	217,860,209.93	42,497,919.66	129,756,881.07
Actual Ending Collateral Balance	27,723,214.26	58,372,216.83	75,718,246.82	218,329,499.14	42,584,890.44	130,026,941.08
Scheduled Principal	33,228.33	34,089.16	85,198.65	105,754.95	54,660.11	69,840.83
Unscheduled Principal	691,465.13	3,704,412.99	2,321,576.77	12,027,283.53	695,164.58	6,737,576.76
Negative Amortized Principal	0.00	0.00	0.00	0.00	0.00	0.00
Scheduled Interest	178,558.97	499,034.39	512,185.31	1,869,260.36	277,047.59	1,066,792.27
Servicing Fees	11,831.55	25,828.94	29,348.08	89,419.86	18,019.89	56,742.34
Master Servicing Fees	0.00	0.00	0.00	0.00	0.00	0.00
Trustee Fee	0.00	0.00	0.00	0.00	0.00	0.00
FRY Amount	0.00	0.00	0.00	0.00	0.00	0.00
Special Hazard Fee	0.00	0.00	0.00	0.00	0.00	0.00
Other Fee	9,923.09	23,210.58	22,832.35	59,929.49	13,633.00	44,202.68
Pool Insurance Fee	0.00	0.00	0.00	0.00	0.00	0.00
Spread 1	0.00	0.00	0.00	0.00	0.00	0.00
Spread 2	0.00	0.00	0.00	0.00	0.00	0.00
Spread 3	0.00	0.00	0.00	0.00	0.00	0.00
Net Interest	156,804.33	449,994.87	460,004.88	1,719,911.01	245,394.70	965,847.25
Realized Loss Amount	171,650.49	94,527.84	606,998.15	1,145,393.80	313,850.77	411,813.85
Cumulative Realized Loss	2,003,761.76	2,980,463.20	8,747,239.79	11,279,411.65	2,632,092.21	5,127,572.12
Percentage of Cumulative Losses	3.3023	1.0940	4.6891	1.1150	2.6785	0.8813
Prepayment Penalty Paid Amount	12,340.89	7,140.07	10,529.52	30,968.09	5,441.59	3,428.57
Prepayment Penalty Paid Count	6	1	6	5	2	1
Special Servicing Fee	0.00	0.00	0.00	0.00	0.00	0.00

Structured Asset Investment Loan Trust
Mortgage Pass-Through Certificates
Series 2005-3

23-Aug-2007 10:07:07AM

Collateral Statement

Group	4(A)	4(B)	Total
Collateral Description	Fixed 15/30 & ARM	Fixed 15/30 & ARM	Mixed Fixed & Arm
Weighted Average Coupon Rate	7.676481	10.006342	9.171347
Weighted Average Net Rate	7.276481	9.606215	8.709149
Weighted Average Pass-Through Rate	6.981355	9.305979	8.362264
Weighted Average Remaining Term	316	330	321
Principal And Interest Constant	380,560.49	1,000,696.94	6,166,908.35
Beginning Loan Count	376	742	4,913
Loans Paid in Full	6	30	209
Ending Loan Count	370	712	4,704
Beginning Scheduled Balance	50,576,552.50	113,570,762.81	742,326,324.86
Ending Scheduled Balance	49,604,817.25	108,363,897.85	709,587,472.86
Actual Ending Collateral Balance	49,686,322.86	108,617,082.30	711,058,413.73
Scheduled Principal	57,018.88	53,673.71	493,464.62
Unscheduled Principal	914,716.37	5,153,191.25	32,245,387.38
Negative Amortized Principal	0.00	0.00	0.00
Scheduled Interest	323,541.61	947,023.23	5,673,443.73
Servicing Fees	16,858.85	37,868.90	285,918.41
Master Servicing Fees	0.00	0.00	0.00
Trustee Fee	0.00	0.00	0.00
FRY Amount	0.00	0.00	0.00
Special Hazard Fee	0.00	0.00	0.00
Other Fee	12,438.71	28,415.05	214,584.95
Pool Insurance Fee	0.00	0.00	0.00
Spread 1	0.00	0.00	0.00
Spread 2	0.00	0.00	0.00
Spread 3	0.00	0.00	0.00
Net Interest	294,244.05	880,739.28	5,172,940.37
Realized Loss Amount	43,193.37	347,049.91	3,134,478.18
Cumulative Realized Loss	455,089.10	3,224,679.80	36,450,309.63
Percentage of Cumulative Losses	0.4727	0.6731	1.3080
Prepayment Penalty Paid Amount	6,601.77	6,771.08	83,221.58
Prepayment Penalty Paid Count	2	1	24
Special Servicing Fee	0.00	0.00	0.00

Structured Asset Investment Loan Trust
Mortgage Pass-Through Certificates
Series 2005-3

Contact: Customer Service - CTSLink
Wells Fargo Bank, N.A.
Securities Administration Services
7485 New Horizon Way
Frederick, MD 21703
www.ctslink.com
Telephone: (301) 815-6600
Fax: (301) 815-6660

Additional Reporting - Deal Level

Cash Reporting	
Swap Receipt - ABN Amro	656,080.15
Swap Payment - ABN Amro	0.00
Monthly Excess Cashflow	1,008,574.64
Informational Reporting	
LIBOR	5.320000%
Pool 1 Net Funds Cap	7.265536%
Pool 2 Net Funds Cap	7.656399%
Pool 3 Net Funds Cap	7.338462%
Pool 4 Net Funds Cap	7.547250%
Senior Enhancement %	47.885987%
Subordinate Net Funds Cap	7.508550%
Structural Reporting	
Overcollateralization Amount	10,733,642.54
Overcollateralization Deficiency	3,201,234.46
Target Overcollateralization Amount	13,934,877.00
Trigger Event Reporting	
Stepdown Date	NO
Trigger Event	NO
Delinquency Event	NO
Cumulative Loss Trigger Event	NO
A2 Accelerated Amortization Event	NO

Structured Asset Investment Loan Trust
Mortgage Pass-Through Certificates
Series 2005-3

Contact: Customer Service - CTSLink
Wells Fargo Bank, N.A.
Securities Administration Services
7485 New Horizon Way
Frederick, MD 21703
www.ctslink.com
Telephone: (301) 815-6600
Fax: (301) 815-6660

23-Aug-2007 10:07:07AM

Delinquency Status - OTS Delinquency Calculation Method

DELINQUENT			BANKRUPTCY			FORECLOSURE			REO		TOTAL			
No. of Loans	Actual Balance		No. of Loans	Actual Balance		No. of Loans	Actual Balance		No. of Loans	Actual Balance	No. of Loans	Actual Balance		
		0-29 Days	31	3,298,457.41	0-29 Days	0	0.00	0-29 Days	0	0.00	0-29 Days	31	3,298,457.41	
30 Days	314	47,461,314.16	30 Days	5	423,971.74	30 Days	0	0.00	30 Days	0	0.00	30 Days	319	47,885,285.90
60 Days	111	14,768,295.92	60 Days	11	1,545,255.27	60 Days	31	4,821,957.97	60 Days	0	0.00	60 Days	153	21,135,509.16
90 Days	41	6,118,508.13	90 Days	8	1,774,138.27	90 Days	55	9,606,359.58	90 Days	1	148,967.77	90 Days	105	17,647,973.75
120 Days	34	4,272,909.47	120 Days	16	2,167,487.31	120 Days	73	13,848,503.08	120 Days	7	1,033,574.07	120 Days	130	21,322,473.93
150 Days	24	3,585,142.88	150 Days	14	1,875,565.73	150 Days	63	12,684,746.63	150 Days	11	1,078,103.44	150 Days	112	19,223,558.68
180+ Days	30	3,720,678.52	180+ Days	94	12,759,296.11	180+ Days	213	42,656,652.94	180+ Days	240	39,629,341.73	180+ Days	577	98,765,969.30
	554	79,926,849.08		179	23,844,171.84		435	83,618,220.20		259	41,889,987.01		1,427	229,279,228.13
No. of Loans	Actual Balance		No. of Loans	Actual Balance		No. of Loans	Actual Balance		No. of Loans	Actual Balance	No. of Loans	Actual Balance		
		0-29 Days	0.659014 %	0.463880 %	0-29 Days	0.000000 %	0.000000 %	0-29 Days	0.000000 %	0.000000 %	0-29 Days	0.659014 %	0.463880 %	
30 Days	6.675170 %	6.674742 %	30 Days	0.106293 %	0.059625 %	30 Days	0.000000 %	0.000000 %	30 Days	0.000000 %	0.000000 %	30 Days	6.781463 %	6.734367 %
60 Days	2.359694 %	2.076946 %	60 Days	0.233844 %	0.217318 %	60 Days	0.659014 %	0.678138 %	60 Days	0.000000 %	0.000000 %	60 Days	3.252551 %	2.972401 %
90 Days	0.871599 %	0.860479 %	90 Days	0.170068 %	0.249507 %	90 Days	1.169218 %	1.350994 %	90 Days	0.021259 %	0.020950 %	90 Days	2.232143 %	2.481930 %
120 Days	0.722789 %	0.600922 %	120 Days	0.340136 %	0.304825 %	120 Days	1.551871 %	1.947590 %	120 Days	0.148810 %	0.145357 %	120 Days	2.763605 %	2.998695 %
150 Days	0.510204 %	0.504198 %	150 Days	0.297619 %	0.263771 %	150 Days	1.339286 %	1.783925 %	150 Days	0.233844 %	0.151620 %	150 Days	2.380952 %	2.703513 %
180+ Days	0.637755 %	0.523259 %	180+ Days	1.998299 %	1.794409 %	180+ Days	4.528061 %	5.999036 %	180+ Days	5.102041 %	5.573289 %	180+ Days	12.266156 %	13.889994 %
	11.777211 %	11.240546 %		3.805272 %	3.353335 %		9.247449 %	11.759684 %		5.505952 %	5.891216 %		30.335884 %	32.244781 %

Please refer to CTSLink.com for a list of delinquency code descriptions.

Current Period Class A Insufficient Funds 0.00 Principal Balance of Contaminated Properties 0.00 Periodic Advance 2,404,334.13

Structured Asset Investment Loan Trust
Mortgage Pass-Through Certificates
Series 2005-3

23-Aug-2007 10:07:07AM

Delinquency Status By Group

DELINQUENT			BANKRUPTCY			FORECLOSURE			REO			TOTAL		
1(A) - OTS														
No of Loans	Actual Bal		No of Loans	Actual Balance		No of Loans	Actual Balance		No of Loans	Actual Balance		No of Loans	Actual Balance	
30 Days	11	1,386,945.24	0-29 Days	2	193,252.81	0-29 Days	0	0.00	0-29 Days	0	0.00	0-29 Days	2	193,252.81
60 Days	4	213,200.72	30 Days	0	0.00	30 Days	0	0.00	30 Days	0	0.00	30 Days	11	1,386,945.24
90 Days	2	328,875.33	60 Days	0	0.00	60 Days	0	0.00	60 Days	0	0.00	60 Days	4	213,200.72
120 Days	4	225,059.47	90 Days	0	0.00	90 Days	1	29,601.15	90 Days	0	0.00	90 Days	3	358,476.48
150 Days	4	217,995.46	120 Days	0	0.00	120 Days	2	158,010.75	120 Days	0	0.00	120 Days	6	383,070.22
180+ Days	0	0.00	150 Days	0	0.00	150 Days	2	263,634.45	150 Days	0	0.00	150 Days	6	481,629.91
			180+ Days	3	175,861.82	180+ Days	4	570,014.36	180+ Days	3	349,606.07	180+ Days	10	1,095,482.25
	25	2,372,076.22		5	369,114.63		9	1,021,260.71		3	349,606.07		42	4,112,057.63
			0-29 Days	0.854701%	0.697079%	0-29 Days	0.000000%	0.000000%	0-29 Days	0.000000%	0.000000%	0-29 Days	0.854701%	0.697079%
30 Days	4.700855%	5.002830%	30 Days	0.000000%	0.000000%	30 Days	0.000000%	0.000000%	30 Days	0.000000%	0.000000%	30 Days	4.700855%	5.002830%
60 Days	1.709402%	0.769033%	60 Days	0.000000%	0.000000%	60 Days	0.000000%	0.000000%	60 Days	0.000000%	0.000000%	60 Days	1.709402%	0.769033%
90 Days	0.854701%	1.186281%	90 Days	0.000000%	0.000000%	90 Days	0.427350%	0.106774%	90 Days	0.000000%	0.000000%	90 Days	1.282051%	1.293055%
120 Days	1.709402%	0.811809%	120 Days	0.000000%	0.000000%	120 Days	0.854701%	0.569958%	120 Days	0.000000%	0.000000%	120 Days	2.564103%	1.381767%
150 Days	1.709402%	0.786328%	150 Days	0.000000%	0.000000%	150 Days	0.854701%	0.950952%	150 Days	0.000000%	0.000000%	150 Days	2.564103%	1.737280%
180+ Days	0.000000%	0.000000%	180+ Days	1.282051%	0.634349%	180+ Days	1.709402%	2.056090%	180+ Days	1.282051%	1.261059%	180+ Days	4.273504%	3.951498%
	10.683761%	8.556281%		2.136752%	1.331428%		3.846154%	3.683775%		1.282051%	1.261059%		17.948718%	14.832543%

DELINQUENT			BANKRUPTCY			FORECLOSURE			REO			TOTAL		
1(B) - OTS														
No of Loans	Actual Bal		No of Loans	Actual Balance		No of Loans	Actual Balance		No of Loans	Actual Balance		No of Loans	Actual Balance	
30 Days	31	4,304,892.60	0-29 Days	1	165,450.25	0-29 Days	0	0.00	0-29 Days	0	0.00	0-29 Days	1	165,450.25
60 Days	18	3,464,245.99	30 Days	0	0.00	30 Days	0	0.00	30 Days	0	0.00	30 Days	31	4,304,892.60
90 Days	1	250,642.39	60 Days	2	336,879.20	60 Days	1	274,596.78	60 Days	0	0.00	60 Days	21	4,075,721.97
120 Days	2	271,914.51	90 Days	0	0.00	90 Days	4	419,558.05	90 Days	0	0.00	90 Days	5	670,200.44
150 Days	0	0.00	120 Days	3	325,591.42	120 Days	15	2,254,158.82	120 Days	1	142,988.00	120 Days	21	2,994,652.75
180+ Days	0	0.00	150 Days	0	0.00	150 Days	5	971,661.87	150 Days	3	276,526.40	150 Days	8	1,248,188.27
			180+ Days	2	281,671.01	180+ Days	21	3,605,496.71	180+ Days	33	4,334,313.50	180+ Days	56	8,221,481.22
	52	8,291,695.49		8	1,109,591.88		46	7,525,472.23		37	4,753,827.90		143	21,680,587.50
			0-29 Days	0.260417%	0.283440%	0-29 Days	0.000000%	0.000000%	0-29 Days	0.000000%	0.000000%	0-29 Days	0.260417%	0.283440%
30 Days	8.072917%	7.374900%	30 Days	0.000000%	0.000000%	30 Days	0.000000%	0.000000%	30 Days	0.000000%	0.000000%	30 Days	8.072917%	7.374900%
60 Days	4.687500%	5.934751%	60 Days	0.520833%	0.577123%	60 Days	0.260417%	0.470424%	60 Days	0.000000%	0.000000%	60 Days	5.468750%	6.982298%
90 Days	0.260417%	0.429386%	90 Days	0.000000%	0.000000%	90 Days	1.041667%	0.718763%	90 Days	0.000000%	0.000000%	90 Days	1.302083%	1.148150%
120 Days	0.520833%	0.465829%	120 Days	0.781250%	0.557785%	120 Days	3.906250%	3.861698%	120 Days	0.260417%	0.244959%	120 Days	5.468750%	5.130271%
150 Days	0.000000%	0.000000%	150 Days	0.000000%	0.000000%	150 Days	1.302083%	1.664596%	150 Days	0.781250%	0.473729%	150 Days	2.083333%	2.138326%
180+ Days	0.000000%	0.000000%	180+ Days	0.520833%	0.482543%	180+ Days	5.468750%	6.176734%	180+ Days	8.593750%	7.425302%	180+ Days	14.583333%	14.084579%
	13.541667%	14.204867%		2.083333%	1.900890%		11.979167%	12.892216%		9.635417%	8.143991%		37.239583%	37.141964%

Structured Asset Investment Loan Trust
Mortgage Pass-Through Certificates
Series 2005-3

23-Aug-2007 10:07:07AM

Delinquency Status By Group

DELINQUENT			BANKRUPTCY		FORECLOSURE		REO		TOTAL	
2(A) - OTS			No of	Actual	No of	Actual	No of	Actual	No of	Actual
No of Loans	Actual Bal		Loans	Balance	Loans	Balance	Loans	Balance	Loans	Balance
30 Days	34	2,274,587.38	0-29 Days	7 273,110.92	0-29 Days	0 0.00	0-29 Days	0 0.00	0-29 Days	7 273,110.92
60 Days	17	822,289.84	30 Days	2 62,289.66	30 Days	0 0.00	30 Days	0 0.00	30 Days	36 2,336,877.04
90 Days	12	1,047,680.29	60 Days	2 416,614.58	60 Days	2 236,781.96	60 Days	0 0.00	60 Days	21 1,475,686.38
120 Days	13	728,924.79	90 Days	1 24,555.20	90 Days	3 418,472.96	90 Days	0 0.00	90 Days	16 1,490,708.45
150 Days	6	428,720.76	120 Days	2 381,262.94	120 Days	1 41,437.58	120 Days	0 0.00	120 Days	16 1,151,625.31
180+ Days	4	148,474.66	150 Days	2 99,521.99	150 Days	3 216,130.47	150 Days	0 0.00	150 Days	11 744,373.22
			180+ Days	8 829,490.26	180+ Days	17 2,452,903.38	180+ Days	3 242,477.31	180+ Days	32 3,673,345.61
	86	5,450,677.72		24 2,086,845.55		26 3,365,726.35		3 242,477.31		139 11,145,726.93
			0-29 Days	1.002865% 0.360694%	0-29 Days	0.000000% 0.000000%	0-29 Days	0.000000% 0.000000%	0-29 Days	1.002865% 0.360694%
30 Days	4.871060%	3.004015%	30 Days	0.286533% 0.082265%	30 Days	0.000000% 0.000000%	30 Days	0.000000% 0.000000%	30 Days	5.157593% 3.086280%
60 Days	2.435530%	1.085986%	60 Days	0.286533% 0.550217%	60 Days	0.286533% 0.312715%	60 Days	0.000000% 0.000000%	60 Days	3.008596% 1.948918%
90 Days	1.719198%	1.383656%	90 Days	0.143266% 0.032430%	90 Days	0.429799% 0.552671%	90 Days	0.000000% 0.000000%	90 Days	2.292264% 1.968757%
120 Days	1.862464%	0.962680%	120 Days	0.286533% 0.503528%	120 Days	0.143266% 0.054726%	120 Days	0.000000% 0.000000%	120 Days	2.292264% 1.520935%
150 Days	0.859599%	0.566205%	150 Days	0.286533% 0.131437%	150 Days	0.429799% 0.285440%	150 Days	0.000000% 0.000000%	150 Days	1.575931% 0.983083%
180+ Days	0.573066%	0.196088%	180+ Days	1.146132% 1.095496%	180+ Days	2.435530% 3.239514%	180+ Days	0.429799% 0.320236%	180+ Days	4.584527% 4.851335%
	12.320917%	7.198632%		3.438395% 2.756067%		3.724928% 4.445066%		0.429799% 0.320236%		19.914040% 14.720001%

DELINQUENT			BANKRUPTCY		FORECLOSURE		REO		TOTAL	
2(B) - OTS			No of	Actual	No of	Actual	No of	Actual	No of	Actual
No of Loans	Actual Bal		Loans	Balance	Loans	Balance	Loans	Balance	Loans	Balance
30 Days	102	18,720,629.16	0-29 Days	8 1,157,200.76	0-29 Days	0 0.00	0-29 Days	0 0.00	0-29 Days	8 1,157,200.76
60 Days	23	2,541,671.66	30 Days	0 0.00	30 Days	0 0.00	30 Days	0 0.00	30 Days	102 18,720,629.16
90 Days	6	1,140,688.30	60 Days	2 163,858.07	60 Days	12 1,959,582.83	60 Days	0 0.00	60 Days	37 4,665,112.56
120 Days	7	2,228,144.73	90 Days	4 1,090,567.31	90 Days	19 4,074,518.45	90 Days	0 0.00	90 Days	29 6,305,774.06
150 Days	4	1,463,996.41	120 Days	5 475,759.59	120 Days	26 6,624,736.93	120 Days	4 518,493.00	120 Days	42 9,847,134.25
180+ Days	6	1,032,399.84	150 Days	5 435,638.12	150 Days	28 6,154,097.06	150 Days	4 387,775.02	150 Days	41 8,441,506.61
	148	27,127,530.10	180+ Days	28 4,092,833.10	180+ Days	78 20,044,916.73	180+ Days	80 16,388,874.48	180+ Days	192 41,559,024.15
				52 7,415,856.95		163 38,857,852.00		88 17,295,142.50		451 90,696,381.55
			0-29 Days	0.670017% 0.530025%	0-29 Days	0.000000% 0.000000%	0-29 Days	0.000000% 0.000000%	0-29 Days	0.670017% 0.530025%
30 Days	8.542714%	8.574485%	30 Days	0.000000% 0.000000%	30 Days	0.000000% 0.000000%	30 Days	0.000000% 0.000000%	30 Days	8.542714% 8.574485%
60 Days	1.926298%	1.164145%	60 Days	0.167504% 0.075051%	60 Days	1.005025% 0.897535%	60 Days	0.000000% 0.000000%	60 Days	3.098827% 2.136730%
90 Days	0.502513%	0.522462%	90 Days	0.335008% 0.499505%	90 Days	1.591290% 1.866224%	90 Days	0.000000% 0.000000%	90 Days	2.428811% 2.888192%
120 Days	0.586265%	1.020542%	120 Days	0.418760% 0.217909%	120 Days	2.177554% 3.034284%	120 Days	0.335008% 0.237482%	120 Days	3.517588% 4.510217%
150 Days	0.335008%	0.670544%	150 Days	0.418760% 0.199532%	150 Days	2.345059% 2.818720%	150 Days	0.335008% 0.177610%	150 Days	3.433836% 3.866407%
180+ Days	0.502513%	0.472863%	180+ Days	2.345059% 1.874613%	180+ Days	6.532663% 9.181039%	180+ Days	6.700168% 7.506487%	180+ Days	16.080402% 19.035002%
	12.395310%	12.425041%		4.355109% 3.396635%		13.651591% 17.797802%		7.370184% 7.921578%		37.772194% 41.541057%

Structured Asset Investment Loan Trust
Mortgage Pass-Through Certificates
Series 2005-3

23-Aug-2007 10:07:07AM

Delinquency Status By Group

DELINQUENT			BANKRUPTCY			FORECLOSURE			REO		TOTAL			
3(A) - OTS			No of	Actual	No of	Actual	No of	Actual	No of	Actual	No of	Actual		
No of Loans	Actual Bal		Loans	Balance	Loans	Balance	Loans	Balance	Loans	Balance	Loans	Balance		
30 Days	16	1,508,970.43	0-29 Days	4	341,293.55	0-29 Days	0	0.00	0-29 Days	0	0.00	0-29 Days	4	341,293.55
60 Days	6	609,962.19	30 Days	0	0.00	30 Days	0	0.00	30 Days	0	0.00	30 Days	16	1,508,970.43
90 Days	1	459,809.47	60 Days	0	0.00	60 Days	0	0.00	60 Days	0	0.00	60 Days	6	609,962.19
120 Days	4	260,228.16	90 Days	1	90,023.39	90 Days	2	68,124.41	90 Days	0	0.00	90 Days	4	617,957.27
150 Days	1	37,541.55	120 Days	1	64,846.52	120 Days	1	92,982.05	120 Days	0	0.00	120 Days	6	418,056.73
180+ Days	2	99,350.84	150 Days	1	36,285.74	150 Days	1	90,103.41	150 Days	0	0.00	150 Days	3	163,930.70
			180+ Days	3	244,463.83	180+ Days	10	994,357.15	180+ Days	5	322,208.03	180+ Days	20	1,660,379.85
	<u>30</u>	<u>2,975,862.64</u>		<u>10</u>	<u>776,913.03</u>		<u>14</u>	<u>1,245,567.02</u>		<u>5</u>	<u>322,208.03</u>		<u>59</u>	<u>5,320,550.72</u>
			0-29 Days	1.044386%	0.801443%	0-29 Days	0.000000%	0.000000%	0-29 Days	0.000000%	0.000000%	0-29 Days	1.044386%	0.801443%
30 Days	4.177546%	3.543441%	30 Days	0.000000%	0.000000%	30 Days	0.000000%	0.000000%	30 Days	0.000000%	0.000000%	30 Days	4.177546%	3.543441%
60 Days	1.566580%	1.432344%	60 Days	0.000000%	0.000000%	60 Days	0.000000%	0.000000%	60 Days	0.000000%	0.000000%	60 Days	1.566580%	1.432344%
90 Days	0.261097%	1.079748%	90 Days	0.261097%	0.211397%	90 Days	0.522193%	0.159973%	90 Days	0.000000%	0.000000%	90 Days	1.044386%	1.451119%
120 Days	1.044386%	0.611081%	120 Days	0.261097%	0.152276%	120 Days	0.261097%	0.218345%	120 Days	0.000000%	0.000000%	120 Days	1.566580%	0.981702%
150 Days	0.261097%	0.088157%	150 Days	0.261097%	0.085208%	150 Days	0.261097%	0.211585%	150 Days	0.000000%	0.000000%	150 Days	0.783290%	0.384950%
180+ Days	0.522193%	0.233301%	180+ Days	0.783290%	0.574062%	180+ Days	2.610966%	2.335000%	180+ Days	1.305483%	0.756625%	180+ Days	5.221932%	3.898988%
	<u>7.832898%</u>	<u>6.988072%</u>		<u>2.610966%</u>	<u>1.824387%</u>		<u>3.655352%</u>	<u>2.924904%</u>		<u>1.305483%</u>	<u>0.756625%</u>		<u>15.404700%</u>	<u>12.493987%</u>

DELINQUENT			BANKRUPTCY			FORECLOSURE			REO		TOTAL			
3(B) - OTS			No of	Actual	No of	Actual	No of	Actual	No of	Actual	No of	Actual		
No of Loans	Actual Bal		Loans	Balance	Loans	Balance	Loans	Balance	Loans	Balance	Loans	Balance		
30 Days	59	10,679,076.78	0-29 Days	2	303,878.00	0-29 Days	0	0.00	0-29 Days	0	0.00	0-29 Days	2	303,878.00
60 Days	21	3,655,632.33	30 Days	1	109,925.53	30 Days	0	0.00	30 Days	0	0.00	30 Days	60	10,789,002.31
90 Days	6	1,067,125.67	60 Days	2	438,754.81	60 Days	0	0.00	60 Days	0	0.00	60 Days	23	4,094,387.14
120 Days	0	0.00	90 Days	2	568,992.37	90 Days	17	3,168,192.03	90 Days	0	0.00	90 Days	25	4,804,310.07
150 Days	1	131,722.12	120 Days	4	611,650.35	120 Days	12	2,729,405.58	120 Days	1	256,434.08	120 Days	17	3,597,490.01
180+ Days	6	934,606.30	150 Days	3	776,963.95	150 Days	16	3,919,763.85	150 Days	1	105,703.49	150 Days	21	4,934,153.41
	<u>93</u>	<u>16,468,163.20</u>	180+ Days	19	3,309,640.76	180+ Days	41	8,027,060.37	180+ Days	48	8,642,930.34	180+ Days	114	20,914,237.77
				<u>33</u>	<u>6,119,805.77</u>		<u>86</u>	<u>17,844,421.83</u>		<u>50</u>	<u>9,005,067.91</u>		<u>262</u>	<u>49,437,458.71</u>
			0-29 Days	0.274348%	0.233704%	0-29 Days	0.000000%	0.000000%	0-29 Days	0.000000%	0.000000%	0-29 Days	0.274348%	0.233704%
30 Days	8.093278%	8.212972%	30 Days	0.137174%	0.084541%	30 Days	0.000000%	0.000000%	30 Days	0.000000%	0.000000%	30 Days	8.230453%	8.297513%
60 Days	2.880658%	2.811442%	60 Days	0.274348%	0.337434%	60 Days	0.000000%	0.000000%	60 Days	0.000000%	0.000000%	60 Days	3.155007%	3.148876%
90 Days	0.823045%	0.820696%	90 Days	0.274348%	0.437596%	90 Days	2.331962%	2.436566%	90 Days	0.000000%	0.000000%	90 Days	3.429355%	3.694857%
120 Days	0.000000%	0.000000%	120 Days	0.548697%	0.470403%	120 Days	1.646091%	2.099108%	120 Days	0.137174%	0.197216%	120 Days	2.331962%	2.766727%
150 Days	0.137174%	0.101304%	150 Days	0.411523%	0.597541%	150 Days	2.194787%	3.014578%	150 Days	0.137174%	0.081294%	150 Days	2.880658%	3.794716%
180+ Days	0.823045%	0.718779%	180+ Days	2.606310%	2.545350%	180+ Days	5.624143%	6.173382%	180+ Days	6.584362%	6.647030%	180+ Days	15.637860%	16.084542%
	<u>12.757202%</u>	<u>12.665193%</u>		<u>4.526749%</u>	<u>4.706568%</u>		<u>11.796982%</u>	<u>13.723634%</u>		<u>6.858711%</u>	<u>6.925540%</u>		<u>35.939643%</u>	<u>38.020935%</u>

Please refer to CTSLink.com for a list of delinquency code descriptions.

Structured Asset Investment Loan Trust
Mortgage Pass-Through Certificates
Series 2005-3

23-Aug-2007 10:07:07AM

Delinquency Status By Group

DELINQUENT			BANKRUPTCY		FORECLOSURE		REO		TOTAL					
4(A) - OTS			No of	Actual	No of	Actual	No of	Actual	No of	Actual				
No of Loans	Actual Bal		Loans	Balance	Loans	Balance	Loans	Balance	Loans	Balance				
0-29 Days	13	1,013,261.52	0-29 Days	1	74,713.60	0-29 Days	0	0.00	0-29 Days	0	0.00	0-29 Days	1	74,713.60
30 Days	5	667,237.85	30 Days	0	0.00	30 Days	0	0.00	30 Days	0	0.00	30 Days	13	1,013,261.52
60 Days	2	123,957.69	60 Days	2	120,515.52	60 Days	1	94,529.22	60 Days	0	0.00	60 Days	8	882,282.59
90 Days	2	244,590.58	90 Days	0	0.00	90 Days	0	0.00	90 Days	0	0.00	90 Days	2	123,957.69
120 Days	2	298,406.26	120 Days	0	0.00	120 Days	4	345,676.84	120 Days	1	115,658.99	120 Days	7	705,926.41
150 Days	6	527,407.89	150 Days	0	0.00	150 Days	1	130,114.17	150 Days	0	0.00	150 Days	3	428,520.43
180+ Days	6	527,407.89	180+ Days	7	542,907.28	180+ Days	3	262,509.61	180+ Days	7	726,383.05	180+ Days	23	2,059,207.83
	<u>30</u>	<u>2,874,861.79</u>		<u>10</u>	<u>738,136.40</u>		<u>9</u>	<u>832,829.84</u>		<u>8</u>	<u>842,042.04</u>		<u>57</u>	<u>5,287,870.07</u>
			0-29 Days	0.270270%	0.150371%	0-29 Days	0.000000%	0.000000%	0-29 Days	0.000000%	0.000000%	0-29 Days	0.270270%	0.150371%
30 Days	3.513514%	2.039317%	30 Days	0.000000%	0.000000%	30 Days	0.000000%	0.000000%	30 Days	0.000000%	0.000000%	30 Days	3.513514%	2.039317%
60 Days	1.351351%	1.342900%	60 Days	0.540541%	0.242553%	60 Days	0.270270%	0.190252%	60 Days	0.000000%	0.000000%	60 Days	2.162162%	1.775705%
90 Days	0.540541%	0.249481%	90 Days	0.000000%	0.000000%	90 Days	0.000000%	0.000000%	90 Days	0.000000%	0.000000%	90 Days	0.540541%	0.249481%
120 Days	0.540541%	0.492269%	120 Days	0.000000%	0.000000%	120 Days	1.081081%	0.695718%	120 Days	0.270270%	0.232778%	120 Days	1.891892%	1.420766%
150 Days	0.540541%	0.600580%	150 Days	0.000000%	0.000000%	150 Days	0.270270%	0.261871%	150 Days	0.000000%	0.000000%	150 Days	0.810811%	0.862451%
180+ Days	1.621622%	1.061475%	180+ Days	1.891892%	1.092669%	180+ Days	0.810811%	0.528334%	180+ Days	1.891892%	1.461938%	180+ Days	6.216216%	4.144416%
	<u>8.108108%</u>	<u>5.786022%</u>		<u>2.702703%</u>	<u>1.485593%</u>		<u>2.432432%</u>	<u>1.676175%</u>		<u>2.162162%</u>	<u>1.694716%</u>		<u>15.405405%</u>	<u>10.642506%</u>

DELINQUENT			BANKRUPTCY		FORECLOSURE		REO		TOTAL					
4(B) - OTS			No of	Actual	No of	Actual	No of	Actual	No of	Actual				
No of Loans	Actual Bal		Loans	Balance	Loans	Balance	Loans	Balance	Loans	Balance				
0-29 Days	48	7,572,951.05	0-29 Days	6	789,557.52	0-29 Days	0	0.00	0-29 Days	0	0.00	0-29 Days	6	789,557.52
30 Days	17	2,794,055.34	30 Days	2	251,756.55	30 Days	0	0.00	30 Days	0	0.00	30 Days	50	7,824,707.60
60 Days	11	1,699,728.99	60 Days	1	68,633.09	60 Days	15	2,256,467.18	60 Days	0	0.00	60 Days	33	5,119,155.61
90 Days	2	314,047.23	90 Days	0	0.00	90 Days	9	1,427,892.53	90 Days	1	148,967.77	90 Days	21	3,276,589.29
120 Days	6	1,006,760.32	120 Days	1	308,376.49	120 Days	12	1,602,094.53	120 Days	0	0.00	120 Days	15	2,224,518.25
150 Days	6	978,438.99	150 Days	3	527,155.93	150 Days	7	939,241.35	150 Days	3	308,098.53	150 Days	19	2,781,256.13
180+ Days	6	978,438.99	180+ Days	24	3,282,428.05	180+ Days	39	6,699,394.63	180+ Days	61	8,622,548.95	180+ Days	130	19,582,810.62
	<u>90</u>	<u>14,365,981.92</u>		<u>37</u>	<u>5,227,907.63</u>		<u>82</u>	<u>12,925,090.22</u>		<u>65</u>	<u>9,079,615.25</u>		<u>274</u>	<u>41,598,595.02</u>
			0-29 Days	0.842697%	0.726918%	0-29 Days	0.000000%	0.000000%	0-29 Days	0.000000%	0.000000%	0-29 Days	0.842697%	0.726918%
30 Days	6.741573%	6.972155%	30 Days	0.280899%	0.231784%	30 Days	0.000000%	0.000000%	30 Days	0.000000%	0.000000%	30 Days	7.022472%	7.203938%
60 Days	2.387640%	2.572390%	60 Days	0.140449%	0.063188%	60 Days	2.106742%	2.077451%	60 Days	0.000000%	0.000000%	60 Days	4.634831%	4.713030%
90 Days	1.544944%	1.564882%	90 Days	0.000000%	0.000000%	90 Days	1.264045%	1.314611%	90 Days	0.140449%	0.137149%	90 Days	2.949438%	3.016643%
120 Days	0.280899%	0.289132%	120 Days	0.140449%	0.283912%	120 Days	1.685393%	1.474993%	120 Days	0.000000%	0.000000%	120 Days	2.106742%	2.048037%
150 Days	0.842697%	0.926889%	150 Days	0.421348%	0.485334%	150 Days	0.983146%	0.864727%	150 Days	0.421348%	0.283656%	150 Days	2.668539%	2.560607%
180+ Days	0.842697%	0.900815%	180+ Days	3.370787%	3.022018%	180+ Days	5.477528%	6.167901%	180+ Days	8.567416%	7.938483%	180+ Days	18.258427%	18.029218%
	<u>12.640449%</u>	<u>13.226264%</u>		<u>5.196629%</u>	<u>4.813154%</u>		<u>11.516854%</u>	<u>11.899685%</u>		<u>9.129213%</u>	<u>8.359288%</u>		<u>38.483146%</u>	<u>38.298391%</u>

Structured Asset Investment Loan Trust
Mortgage Pass-Through Certificates
Series 2005-3

23-Aug-2007 10:07:07AM

180+ Delinquency Summary

Days Delinquent	Summary			1(A)			1(B)		
	Number Of Loans	Outstanding Actual Balance(\$)	Percentage Of Balance(%)	Number Of Loans	Outstanding Actual Balance(\$)	Percentage Of Balance(%)	Number Of Loans	Outstanding Actual Balance(\$)	Percentage Of Balance(%)
180 - 209	73	12,819,009.88	1.803	0	0.00	0.000	11	1,656,322.09	2.838
210 - 239	63	9,322,480.56	1.311	1	84,200.90	0.304	5	671,023.53	1.150
240 - 269	63	11,521,567.44	1.620	2	91,660.92	0.331	6	958,242.68	1.642
270 - 299	48	11,156,700.87	1.569	1	159,082.89	0.574	8	1,708,484.43	2.927
300 - 329	42	7,925,037.01	1.115	2	379,952.13	1.371	2	235,775.75	0.404
330 - 359	36	5,463,206.75	0.768	0	0.00	0.000	2	245,027.13	0.420
360 - 389	54	10,006,056.65	1.407	1	223,490.51	0.806	6	854,113.99	1.463
390 - 419	34	4,561,637.33	0.642	0	0.00	0.000	3	447,195.88	0.766
420 - 449	20	2,751,720.65	0.387	1	53,418.12	0.193	0	0.00	0.000
450 - 479	15	2,286,756.97	0.322	1	30,979.34	0.112	1	103,598.80	0.177
480 - 509	13	1,904,191.35	0.268	0	0.00	0.000	0	0.00	0.000
510 - 539	22	4,424,639.20	0.622	0	0.00	0.000	2	202,067.53	0.346
540 - 569	11	1,660,133.17	0.233	0	0.00	0.000	1	155,913.74	0.267
570 - 599	7	930,610.60	0.131	0	0.00	0.000	0	0.00	0.000
600 - 629	14	2,088,990.22	0.294	0	0.00	0.000	3	224,401.14	0.384
630 - 659	12	1,572,713.03	0.221	0	0.00	0.000	1	69,244.67	0.119
660 - 689	9	1,032,147.60	0.145	0	0.00	0.000	1	84,069.42	0.144
690 - 719	7	647,110.07	0.091	0	0.00	0.000	0	0.00	0.000
720 - 749	8	1,169,764.29	0.165	1	72,697.44	0.262	1	198,866.94	0.341
750 - 779	9	904,273.85	0.127	0	0.00	0.000	0	0.00	0.000
780 - 809	6	1,208,803.52	0.170	0	0.00	0.000	2	267,336.59	0.458
810 - 839	4	1,165,852.61	0.164	0	0.00	0.000	1	139,796.91	0.239
840 - 869	2	730,768.58	0.103	0	0.00	0.000	0	0.00	0.000
870 - 899	1	121,600.00	0.017	0	0.00	0.000	0	0.00	0.000
900 - 929	4	1,390,197.10	0.196	0	0.00	0.000	0	0.00	0.000
Total	577	98,765,969.30	13.891	10	1,095,482.25	3.953	56	8,221,481.22	14.085

Days Delinquent	2(A)			2(B)			3(A)		
	Number Of Loans	Outstanding Actual Balance(\$)	Percentage Of Balance(%)	Number Of Loans	Outstanding Actual Balance(\$)	Percentage Of Balance(%)	Number Of Loans	Outstanding Actual Balance(\$)	Percentage Of Balance(%)
180 - 209	6	825,038.51	1.090	22	5,588,576.87	2.560	3	215,659.78	0.506
210 - 239	4	472,098.28	0.623	20	2,805,413.40	1.285	3	145,869.78	0.343
240 - 269	3	412,168.64	0.544	20	4,565,651.20	2.091	2	437,620.81	1.028
270 - 299	2	92,874.40	0.123	16	5,399,014.10	2.473	1	149,685.69	0.351
300 - 329	4	559,463.27	0.739	11	2,887,128.28	1.322	2	105,253.69	0.247
330 - 359	0	0.00	0.000	15	2,850,908.72	1.306	1	31,760.70	0.075

Structured Asset Investment Loan Trust
Mortgage Pass-Through Certificates
Series 2005-3

23-Aug-2007 10:07:07AM

180+ Delinquency Summary

	2(A)			2(B)			3(A)		
	Number Of Loans	Outstanding Actual Balance(\$)	Percentage Of Balance(%)	Number Of Loans	Outstanding Actual Balance(\$)	Percentage Of Balance(%)	Number Of Loans	Outstanding Actual Balance(\$)	Percentage Of Balance(%)
360 - 389	1	49,709.52	0.066	19	4,191,952.20	1.920	0	0.00	0.000
390 - 419	2	116,828.51	0.154	12	1,593,090.46	0.730	2	121,744.57	0.286
420 - 449	0	0.00	0.000	8	877,678.05	0.402	0	0.00	0.000
450 - 479	1	49,673.80	0.066	6	1,323,946.60	0.606	0	0.00	0.000
480 - 509	0	0.00	0.000	6	900,082.64	0.412	1	125,295.54	0.294
510 - 539	2	184,077.37	0.243	8	2,496,349.12	1.143	2	139,816.59	0.328
540 - 569	0	0.00	0.000	4	757,927.54	0.347	0	0.00	0.000
570 - 599	1	61,840.76	0.082	3	522,282.92	0.239	0	0.00	0.000
600 - 629	2	564,237.17	0.745	2	428,833.54	0.196	0	0.00	0.000
630 - 659	0	0.00	0.000	3	471,950.49	0.216	1	63,408.62	0.149
660 - 689	0	0.00	0.000	4	539,024.04	0.247	1	61,378.21	0.144
690 - 719	1	16,759.02	0.022	0	0.00	0.000	0	0.00	0.000
720 - 749	1	99,850.62	0.132	2	224,646.62	0.103	0	0.00	0.000
750 - 779	1	47,125.74	0.062	3	296,303.23	0.136	1	62,885.87	0.148
780 - 809	0	0.00	0.000	2	498,337.51	0.228	0	0.00	0.000
810 - 839	0	0.00	0.000	1	474,729.52	0.217	0	0.00	0.000
840 - 869	0	0.00	0.000	1	475,000.00	0.218	0	0.00	0.000
870 - 899	1	121,600.00	0.161	0	0.00	0.000	0	0.00	0.000
900 - 929	0	0.00	0.000	4	1,390,197.10	0.637	0	0.00	0.000
Total	32	3,673,345.61	4.852	192	41,559,024.15	19.034	20	1,660,379.85	3.899

Days Delinquent	3(B)			4(A)			4(B)		
	Number Of Loans	Outstanding Actual Balance(\$)	Percentage Of Balance(%)	Number Of Loans	Outstanding Actual Balance(\$)	Percentage Of Balance(%)	Number Of Loans	Outstanding Actual Balance(\$)	Percentage Of Balance(%)
180 - 209	14	2,405,864.15	1.850	1	86,331.84	0.174	16	2,041,216.64	1.879
210 - 239	13	2,667,560.73	2.052	2	194,594.44	0.392	15	2,281,719.50	2.101
240 - 269	16	2,795,452.16	2.150	0	0.00	0.000	14	2,260,771.03	2.081
270 - 299	9	2,025,613.08	1.558	3	194,959.47	0.392	8	1,426,986.81	1.314
300 - 329	10	1,935,638.02	1.489	0	0.00	0.000	11	1,821,825.87	1.677
330 - 359	7	1,365,500.56	1.050	1	60,586.06	0.122	10	909,423.58	0.837
360 - 389	12	2,263,746.46	1.741	3	262,376.06	0.528	12	2,160,667.91	1.989
390 - 419	7	1,337,744.10	1.029	3	212,098.84	0.427	5	732,934.97	0.675
420 - 449	4	453,892.44	0.349	0	0.00	0.000	7	1,366,732.04	1.258
450 - 479	2	219,483.69	0.169	3	238,571.47	0.480	1	320,503.27	0.295
480 - 509	4	515,139.46	0.396	1	77,743.84	0.156	1	285,929.87	0.263
510 - 539	5	765,393.39	0.589	1	341,447.25	0.687	2	295,487.95	0.272
540 - 569	1	162,991.96	0.125	2	116,374.41	0.234	3	466,925.52	0.430
570 - 599	0	0.00	0.000	1	97,946.38	0.197	2	248,540.54	0.229

Structured Asset Investment Loan Trust
Mortgage Pass-Through Certificates
Series 2005-3

Contact: Customer Service - CTSLink
Wells Fargo Bank, N.A.
Securities Administration Services
7485 New Horizon Way
Frederick, MD 21703
www.ctslink.com
Telephone: (301) 815-6600
Fax: (301) 815-6660

23-Aug-2007 10:07:07AM

180+ Delinquency Summary

	3(B)			4(A)			4(B)		
	Number Of Loans	Outstanding Actual Balance(\$)	Percentage Of Balance(%)	Number Of Loans	Outstanding Actual Balance(\$)	Percentage Of Balance(%)	Number Of Loans	Outstanding Actual Balance(\$)	Percentage Of Balance(%)
600 - 629	4	436,714.65	0.336	0	0.00	0.000	3	434,803.72	0.400
630 - 659	2	376,502.70	0.290	0	0.00	0.000	5	591,606.55	0.545
660 - 689	1	235,033.88	0.181	0	0.00	0.000	2	112,642.05	0.104
690 - 719	0	0.00	0.000	1	76,287.12	0.154	5	554,063.93	0.510
720 - 749	1	398,830.87	0.307	0	0.00	0.000	2	174,871.80	0.161
750 - 779	0	0.00	0.000	0	0.00	0.000	4	497,959.01	0.458
780 - 809	1	343,238.77	0.264	1	99,890.65	0.201	0	0.00	0.000
810 - 839	1	209,896.70	0.161	0	0.00	0.000	1	341,429.48	0.314
840 - 869	0	0.00	0.000	0	0.00	0.000	1	255,768.58	0.235
870 - 899	0	0.00	0.000	0	0.00	0.000	0	0.00	0.000
900 - 929	0	0.00	0.000	0	0.00	0.000	0	0.00	0.000
Total	114	20,914,237.77	16.086	23	2,059,207.83	4.144	130	19,582,810.62	18.027

This report includes all loans greater than 180 days delinquent regardless of status (REO, Foreclosure, Bankruptcy)

Structured Asset Investment Loan Trust
Mortgage Pass-Through Certificates
Series 2005-3

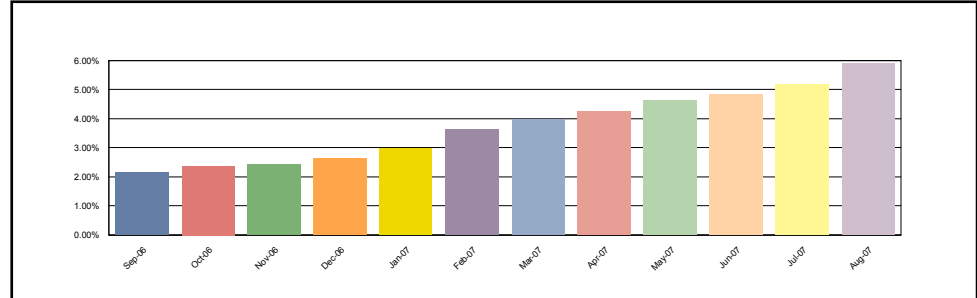
23-Aug-2007 10:07:07AM

REO Detail - All Mortgage Loans in REO during Current Period

Summary

New REO Loans	
Loans in REO	49
Original Principal Balance	9,325,885.00
Current Actual Balance	9,254,594.70
Current REO Total	
Loans in REO	259
Original Principal Balance	42,610,079.00
Current Actual Balance	41,889,987.01

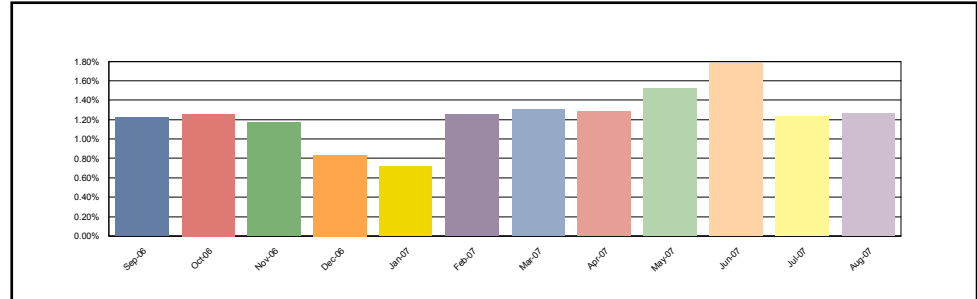
12 Month REO History



1(A)

New REO Loans	
Loans in REO	0
Original Principal Balance	0.00
Current Actual Balance	0.00
Current REO Total	
Loans in REO	3
Original Principal Balance	355,900.00
Current Actual Balance	349,606.07

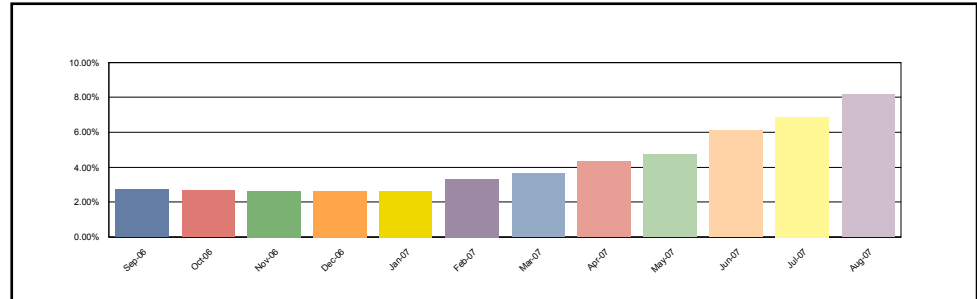
12 Month REO History



1(B)

New REO Loans	
Loans in REO	6
Original Principal Balance	787,750.00
Current Actual Balance	782,478.17
Current REO Total	
Loans in REO	37
Original Principal Balance	4,800,025.00
Current Actual Balance	4,753,827.90

12 Month REO History



Structured Asset Investment Loan Trust
Mortgage Pass-Through Certificates
Series 2005-3

Contact: Customer Service - CTSLink
Wells Fargo Bank, N.A.
Securities Administration Services
7485 New Horizon Way
Frederick, MD 21703
www.ctslink.com
Telephone: (301) 815-6600
Fax: (301) 815-6660

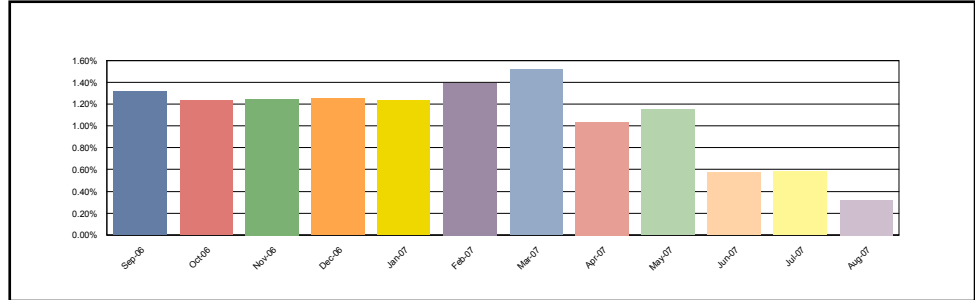
23-Aug-2007 10:07:07AM

REO Detail - All Mortgage Loans in REO during Current Period

2(A)

New REO Loans	
Loans in REO	0
Original Principal Balance	0.00
Current Actual Balance	0.00
Current REO Total	
Loans in REO	3
Original Principal Balance	245,450.00
Current Actual Balance	242,477.31

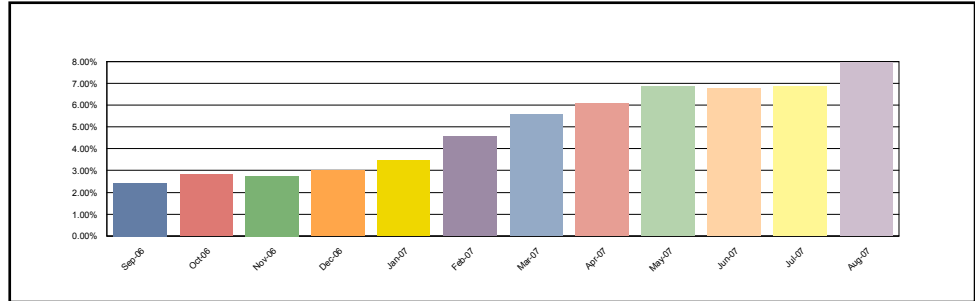
12 Month REO History



2(B)

New REO Loans	
Loans in REO	19
Original Principal Balance	4,354,960.00
Current Actual Balance	4,331,897.55
Current REO Total	
Loans in REO	88
Original Principal Balance	17,512,315.00
Current Actual Balance	17,295,142.50

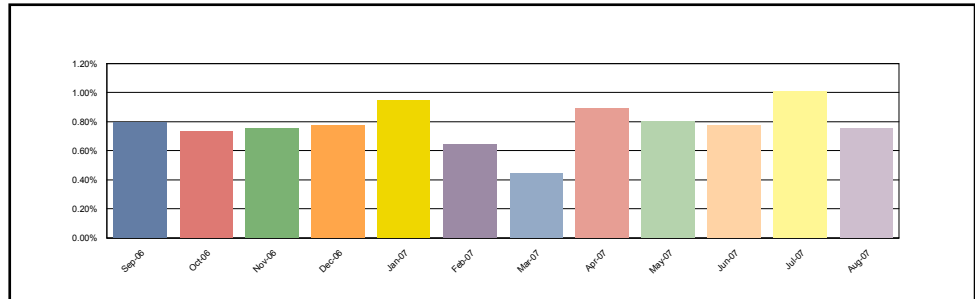
12 Month REO History



3(A)

New REO Loans	
Loans in REO	1
Original Principal Balance	80,185.00
Current Actual Balance	75,586.39
Current REO Total	
Loans in REO	5
Original Principal Balance	330,185.00
Current Actual Balance	322,208.03

12 Month REO History



Structured Asset Investment Loan Trust
Mortgage Pass-Through Certificates
Series 2005-3

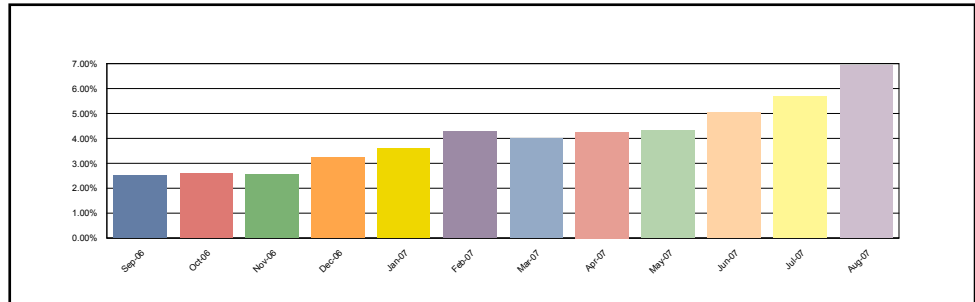
23-Aug-2007 10:07:07AM

REO Detail - All Mortgage Loans in REO during Current Period

3(B)

New REO Loans	
Loans in REO	10
Original Principal Balance	2,440,700.00
Current Actual Balance	2,425,981.34
Current REO Total	
Loans in REO	50
Original Principal Balance	9,093,047.00
Current Actual Balance	9,005,067.91

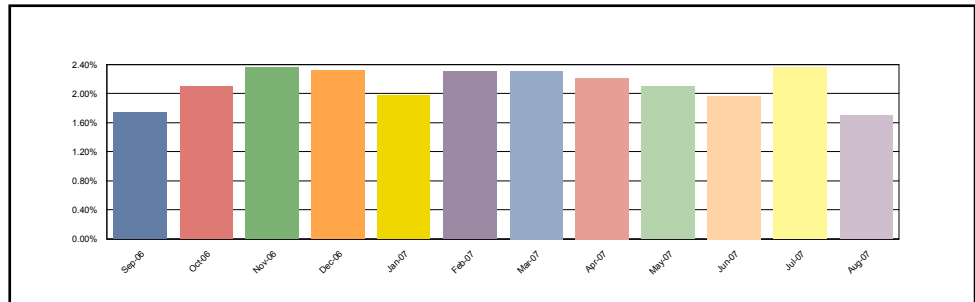
12 Month REO History



4(A)

New REO Loans	
Loans in REO	0
Original Principal Balance	0.00
Current Actual Balance	0.00
Current REO Total	
Loans in REO	8
Original Principal Balance	850,260.00
Current Actual Balance	842,042.04

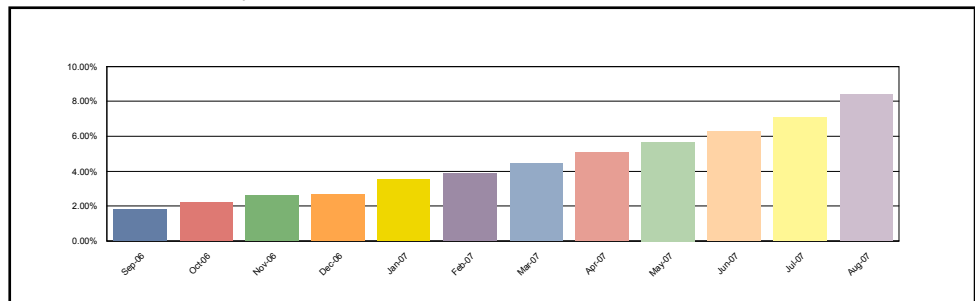
12 Month REO History



4(B)

New REO Loans	
Loans in REO	13
Original Principal Balance	1,662,290.00
Current Actual Balance	1,638,651.25
Current REO Total	
Loans in REO	65
Original Principal Balance	9,422,897.00
Current Actual Balance	9,079,615.25

12 Month REO History



Structured Asset Investment Loan Trust
Mortgage Pass-Through Certificates
Series 2005-3

Contact: Customer Service - CTSLink
Wells Fargo Bank, N.A.
Securities Administration Services
7485 New Horizon Way
Frederick, MD 21703
www.ctslink.com
Telephone: (301) 815-6600
Fax: (301) 815-6660

23-Aug-2007 10:07:07AM

REO Loan Detail - All Mortgage Loans in REO during Current Period

Group	Loan Number	Month Loan Entered REO	First Payment Date	State	LTV at Origination	Original Principal Balance	Current Actual Balance	Paid To Date	Months Delinquent	Current Loan Rate	Approximate Delinquent Interest
1(A)	0114823321	Nov-2006	01-Feb-2005	OH	90.00	72,900.00	72,697.44	01-Jun-2005	24	8.990%	11,575.26
1(A)	0114933385	May-2007	01-Mar-2005	TX	80.00	56,000.00	53,418.12	01-Apr-2006	14	10.600%	7,035.03
1(A)	0114947021	Feb-2007	01-Feb-2005	MN	89.72	227,000.00	223,490.51	01-Jun-2006	12	6.700%	13,380.27
1(B)	0114433998	May-2007	01-Jan-2005	MA	79.81	227,462.00	222,676.92	01-Sep-2006	9	10.240%	16,463.70
1(B)	0114819840	Jun-2007	01-Feb-2005	MI	80.00	44,000.00	43,345.45	01-Dec-2006	6	11.625%	3,105.23
1(B)	0114821648	Jun-2007	01-Feb-2005	MO	85.00	59,500.00	58,624.83	01-Nov-2006	7	11.625%	4,014.80
1(B)	0114823230	Feb-2007	01-Feb-2005	IL	90.00	72,000.00	71,368.02	01-Jan-2006	17	10.375%	7,996.24
1(B)	0114823842	Jul-2007	01-Feb-2005	UT	75.73	78,000.00	76,573.40	01-Oct-2006	8	10.990%	5,524.49
1(B)	0114824527	May-2007	01-Jan-2005	WI	65.00	84,500.00	84,069.42	01-Aug-2005	22	11.375%	14,800.29
1(B)	0114825474	Jul-2006	01-Feb-2005	KY	78.69	92,300.00	92,042.43	01-Apr-2005	26	9.380%	13,154.33
1(B)	0114829930	Jul-2007	01-Feb-2005	TX	80.00	129,498.00	127,691.53	01-Jun-2006	12	11.125%	12,298.50
1(B)	0114831068	Mar-2007	01-Feb-2005	IN	92.11	140,000.00	139,796.91	01-Mar-2005	27	11.625%	26,346.86
1(B)	0114831415	Aug-2007	01-Feb-2005	MO	87.73	143,000.00	142,988.00	01-Feb-2007	4	11.125%	6,297.10
1(B)	0114831878	Apr-2007	01-Feb-2005	CO	80.00	148,000.00	145,569.43	01-Jun-2006	12	10.380%	12,568.71
1(B)	0114834542	Jun-2007	01-Feb-2005	CO	90.00	193,500.00	191,086.84	01-May-2006	13	11.490%	17,494.58
1(B)	0114837750	Jun-2007	01-Feb-2005	CA	95.00	285,000.00	284,931.02	01-Sep-2006	9	10.620%	18,366.66
1(B)	0114842610	Aug-2007	01-Feb-2005	CA	80.00	272,000.00	271,570.02	01-Nov-2006	7	10.365%	16,924.52
1(B)	0114846140	May-2007	01-Mar-2005	OH	90.00	83,250.00	82,208.88	01-Jun-2006	12	10.490%	6,854.77
1(B)	0114846504	Aug-2007	01-Feb-2005	TX	85.00	93,500.00	92,091.80	01-Jan-2007	5	11.875%	5,457.58
1(B)	0114846934	Dec-2006	01-Feb-2005	TX	85.00	104,550.00	103,598.80	01-Mar-2006	15	11.375%	11,710.07
1(B)	0114847148	Aug-2007	01-Feb-2005	MO	85.00	110,500.00	109,383.13	01-Sep-2006	9	11.875%	10,599.61
1(B)	0114927239	Jul-2007	01-Mar-2005	CA	80.00	240,000.00	240,000.00	01-Oct-2006	8	8.600%	14,600.00
1(B)	0114933948	Jul-2007	01-Mar-2005	TX	80.00	32,000.00	31,879.69	01-Oct-2005	20	11.850%	5,751.54
1(B)	0114935505	Jul-2007	01-Mar-2005	MI	73.27	75,100.00	74,188.84	01-Dec-2006	6	11.375%	5,149.90
1(B)	0114935612	May-2007	01-Mar-2005	MI	85.00	49,215.00	48,664.23	01-Nov-2006	7	11.250%	3,306.28
1(B)	0114943871	Jul-2007	01-Feb-2005	CA	80.00	161,600.00	161,600.00	01-Oct-2006	8	9.640%	10,288.58
1(B)	0114946502	Jul-2007	01-Mar-2005	MN	80.00	132,800.00	129,876.54	01-Nov-2006	7	8.400%	7,017.73
1(B)	0114947047	Jun-2007	01-Mar-2005	MN	80.00	164,000.00	160,267.15	01-Oct-2006	8	7.600%	8,369.08
1(B)	0114947179	Jun-2006	01-Feb-2005	MN	85.00	51,000.00	50,652.37	01-Oct-2005	20	10.525%	6,091.37
1(B)	0114949266	Apr-2007	01-Mar-2005	MN	90.00	167,400.00	165,343.13	01-Aug-2006	10	10.400%	12,952.79
1(B)	0114949340	Aug-2006	01-Mar-2005	MN	85.00	157,250.00	155,913.74	01-Dec-2005	18	8.950%	18,155.13
1(B)	0114949399	Apr-2006	01-Mar-2005	MN	90.00	175,500.00	175,294.16	01-Apr-2005	26	10.675%	30,470.04
1(B)	0114952732	Aug-2007	01-Mar-2005	PA	78.00	89,700.00	88,800.81	01-Jun-2006	12	10.600%	9,238.05
1(B)	0114953359	Jun-2007	01-Mar-2005	NJ	95.00	332,500.00	328,671.75	01-Jun-2006	12	9.900%	27,549.44
1(B)	0114954076	Jun-2007	01-Mar-2005	IL	85.00	131,750.00	130,699.51	01-Jan-2006	17	9.800%	14,167.68
1(B)	0114955990	Jun-2007	01-Mar-2005	CA	90.00	175,500.00	173,304.97	01-May-2006	13	7.125%	11,918.61
1(B)	0114960982	Aug-2007	01-Mar-2005	MI	85.00	79,050.00	77,644.41	01-Jan-2007	5	7.650%	2,738.56
1(B)	0114961386	May-2007	01-Mar-2005	MI	90.00	74,700.00	73,577.46	01-Jul-2006	11	8.850%	4,901.06
1(B)	0114961519	Jul-2007	01-Mar-2005	MI	80.00	41,600.00	41,042.12	01-Dec-2006	6	10.850%	2,689.57
1(B)	0114966724	Jul-2007	01-Mar-2005	MO	80.00	108,800.00	106,790.19	01-Jan-2007	5	9.450%	5,385.80

Structured Asset Investment Loan Trust
Mortgage Pass-Through Certificates
Series 2005-3

Contact: Customer Service - CTSLink
Wells Fargo Bank, N.A.
Securities Administration Services
7485 New Horizon Way
Frederick, MD 21703
www.ctslink.com
Telephone: (301) 815-6600
Fax: (301) 815-6660

23-Aug-2007 10:07:07AM

REO Loan Detail - All Mortgage Loans in REO during Current Period

Group	Loan Number	Month Loan Entered REO	First Payment Date	State	LTV at Origination	Original Principal Balance	Current Actual Balance	Paid To Date	Months Delinquent	Current Loan Rate	Approximate Delinquent Interest
2(A)	0115007965	Mar-2007	01-Mar-2005	MN	73.03	138,750.00	136,593.89	01-Aug-2006	10	6.990%	8,954.78
2(A)	0115019358	Jul-2007	01-Mar-2005	NJ	90.00	56,700.00	56,209.62	01-May-2006	13	9.990%	5,951.64
2(A)	0115049686	Oct-2006	01-Mar-2005	MI	80.00	50,000.00	49,673.80	01-Mar-2006	15	9.950%	6,692.89
2(B)	0018505776	Aug-2007	01-Dec-2004	NJ	80.00	220,000.00	219,873.43	01-Dec-2004	30	11.625%	49,697.76
2(B)	0113864854	Aug-2007	01-Nov-2004	NV	90.00	414,000.00	413,999.96	01-Sep-2006	9	9.625%	33,309.73
2(B)	0114144439	Jul-2007	01-Dec-2004	TX	80.00	130,400.00	129,350.58	01-Jan-2006	17	11.875%	20,074.27
2(B)	0114146624	Nov-2006	01-Dec-2004	TX	80.00	152,000.00	151,291.09	01-May-2005	25	11.875%	29,705.74
2(B)	0114148133	Oct-2006	01-Nov-2004	OH	99.96	174,928.00	173,377.74	01-Sep-2005	21	11.240%	27,043.24
2(B)	0114154925	Jun-2007	01-Nov-2004	AR	90.00	39,598.00	39,533.67	01-Dec-2004	30	10.060%	7,365.82
2(B)	0114160658	Aug-2007	01-Jan-2005	WA	86.85	421,209.00	421,209.00	01-Dec-2004	30	11.875%	75,507.65
2(B)	0114160948	Dec-2006	01-Jan-2005	WA	84.98	709,581.00	709,581.00	01-Dec-2004	30	10.890%	107,723.55
2(B)	0114426026	Aug-2007	01-Jan-2005	MA	69.02	98,700.00	95,800.10	01-Jan-2007	5	9.990%	4,896.37
2(B)	0114431000	Jun-2007	01-Jan-2005	MI	73.47	165,315.00	160,828.78	01-Dec-2006	6	9.615%	8,945.73
2(B)	0114445760	May-2007	01-Jan-2005	MI	80.00	104,000.00	102,504.49	01-Nov-2006	7	11.625%	8,290.32
2(B)	0114468820	Feb-2007	01-Feb-2005	MI	90.00	118,800.00	117,783.83	01-Jul-2006	11	10.000%	12,082.89
2(B)	0114581812	Jun-2007	01-Feb-2005	CA	89.86	310,000.00	306,005.05	01-Jun-2006	12	11.650%	30,970.93
2(B)	0114584600	Aug-2007	01-Feb-2005	MN	80.00	129,920.00	126,997.86	01-Dec-2006	6	10.400%	7,303.73
2(B)	0114605470	Jun-2007	01-Feb-2005	TX	100.00	425,000.00	418,710.81	01-Sep-2006	9	11.000%	29,935.34
2(B)	0114820616	Apr-2007	01-Feb-2005	OH	90.00	50,400.00	49,989.75	01-Jul-2006	11	11.875%	5,734.65
2(B)	0114820772	May-2007	01-Feb-2005	PA	80.00	52,000.00	51,118.67	01-Jun-2006	12	11.625%	5,790.42
2(B)	0114821150	May-2007	01-Feb-2005	OH	80.00	56,000.00	55,603.18	01-Jan-2006	17	11.625%	8,360.06
2(B)	0114822950	Jun-2007	01-Feb-2005	MO	73.66	69,900.00	68,790.57	01-Nov-2006	7	11.625%	5,091.63
2(B)	0114826019	Jul-2007	01-Feb-2005	IL	79.34	96,000.00	94,660.85	01-Jun-2006	12	11.240%	9,126.18
2(B)	0114826365	Dec-2006	01-Feb-2005	MI	90.00	99,810.00	98,349.32	01-Jun-2006	12	11.875%	9,894.00
2(B)	0114828619	Oct-2006	01-Feb-2005	TX	90.00	117,900.00	117,580.84	01-Jun-2005	24	11.875%	23,659.77
2(B)	0114832611	Jul-2007	01-Jan-2005	KS	84.54	157,250.00	155,494.06	01-May-2006	13	11.625%	18,400.14
2(B)	0114833015	Aug-2007	01-Feb-2005	OK	85.00	162,061.00	161,425.94	01-Aug-2005	22	11.875%	26,420.50
2(B)	0114833635	Aug-2007	01-Feb-2005	KY	80.00	172,320.00	172,320.00	01-Sep-2006	9	10.490%	12,620.96
2(B)	0114833874	Feb-2007	01-Feb-2005	MI	90.00	180,000.00	178,202.00	01-Jul-2006	11	11.875%	17,449.50
2(B)	0114835705	May-2006	01-Feb-2005	CO	80.00	216,000.00	214,868.95	01-Sep-2005	21	11.875%	35,460.36
2(B)	0114836067	Apr-2007	01-Feb-2005	MN	90.00	225,000.00	221,164.56	01-Jul-2006	11	10.499%	15,850.31
2(B)	0114838139	Aug-2007	01-Feb-2005	PA	90.00	309,600.00	306,153.66	01-Aug-2006	10	8.990%	22,580.00
2(B)	0114839681	Aug-2007	01-Feb-2005	CA	89.98	416,400.00	416,398.27	01-Oct-2006	8	11.365%	27,864.00
2(B)	0114840044	Feb-2007	01-Feb-2005	MI	80.00	444,000.00	443,996.29	01-Jul-2006	11	10.615%	37,552.82
2(B)	0114840341	Apr-2007	01-Feb-2005	MN	95.00	481,650.00	474,247.82	01-Sep-2006	9	11.625%	39,536.62
2(B)	0114840358	Jun-2007	01-Feb-2005	CA	89.08	485,500.00	485,371.00	01-Sep-2006	9	10.890%	32,724.15
2(B)	0114841653	Aug-2007	01-Feb-2005	CO	94.83	110,000.00	109,963.44	01-Dec-2006	6	10.880%	6,693.12
2(B)	0114841828	Feb-2007	01-Feb-2005	MI	80.00	140,000.00	139,984.64	01-Feb-2006	16	10.755%	15,700.43
2(B)	0114843287	Feb-2007	01-Feb-2005	MI	94.12	400,000.00	400,000.00	01-Jun-2006	12	11.800%	36,322.71
2(B)	0114844806	Aug-2007	01-Mar-2005	AR	85.00	46,750.00	46,219.43	01-Aug-2006	10	11.875%	4,574.93

Structured Asset Investment Loan Trust
Mortgage Pass-Through Certificates
Series 2005-3

Contact: Customer Service - CTSLink
Wells Fargo Bank, N.A.
Securities Administration Services
7485 New Horizon Way
Frederick, MD 21703
www.ctslink.com
Telephone: (301) 815-6600
Fax: (301) 815-6660

23-Aug-2007 10:07:07AM

REO Loan Detail - All Mortgage Loans in REO during Current Period

Group	Loan Number	Month Loan Entered REO	First Payment Date	State	LTV at Origination	Original Principal Balance	Current Actual Balance	Paid To Date	Months Delinquent	Current Loan Rate	Approximate Delinquent Interest
2(B)	0114847270	May-2007	01-Feb-2005	MO	89.92	114,200.00	112,560.80	01-Oct-2006	8	12.250%	9,306.04
2(B)	0114850480	May-2007	01-Mar-2005	CA	90.00	443,850.00	432,034.75	01-Aug-2006	10	9.880%	33,854.81
2(B)	0114928724	Mar-2007	01-Feb-2005	NV	80.00	416,000.00	416,000.00	01-Jul-2006	11	11.400%	40,802.69
2(B)	0114932569	May-2007	01-Mar-2005	KY	100.00	150,000.00	148,138.64	01-May-2006	13	9.740%	12,567.55
2(B)	0114933641	Jun-2007	01-Mar-2005	TX	85.00	31,025.00	30,727.02	01-Nov-2006	7	12.250%	2,549.45
2(B)	0114933799	Aug-2007	01-Mar-2005	TX	80.00	124,000.00	122,109.14	01-Jan-2007	5	10.450%	6,871.79
2(B)	0114934961	May-2007	01-Feb-2005	MI	90.00	130,500.00	128,587.81	01-Nov-2006	7	11.400%	9,202.75
2(B)	0114935174	Jul-2007	01-Mar-2005	MI	80.00	127,200.00	124,528.83	01-Nov-2006	7	8.250%	6,588.64
2(B)	0114935638	May-2007	01-Mar-2005	MI	95.00	132,050.00	130,055.93	01-Nov-2006	7	9.990%	7,574.62
2(B)	0114936792	Mar-2007	01-Mar-2005	FL	80.00	420,000.00	419,958.60	01-Jan-2006	17	9.900%	53,404.83
2(B)	0114940380	Aug-2007	01-Mar-2005	TX	90.00	116,550.00	114,793.00	01-Jan-2007	5	8.500%	4,648.40
2(B)	0114940422	Aug-2007	01-Mar-2005	TX	80.00	56,000.00	55,072.78	01-Jan-2007	5	10.500%	3,115.31
2(B)	0114941669	Jan-2007	01-Apr-2005	NY	80.00	360,000.00	359,824.78	01-Apr-2005	26	11.550%	78,407.44
2(B)	0114942162	Jan-2007	01-Feb-2005	NV	99.00	405,900.00	405,900.00	01-Dec-2005	18	10.300%	50,114.68
2(B)	0114944200	Aug-2007	01-Mar-2005	CA	80.00	680,000.00	680,000.00	01-Aug-2006	10	8.600%	48,280.02
2(B)	0114945843	May-2007	01-Feb-2005	WI	85.00	50,150.00	49,933.54	01-Oct-2005	20	12.375%	9,046.99
2(B)	0114945934	Feb-2007	01-Mar-2005	WI	85.00	110,500.00	110,312.02	01-May-2005	25	10.850%	21,649.38
2(B)	0114946148	Jul-2007	01-Mar-2005	OH	85.00	59,500.00	58,866.95	01-Aug-2006	10	11.200%	5,690.93
2(B)	0114946171	Nov-2006	01-Mar-2005	WI	80.00	84,000.00	83,703.80	01-Sep-2005	21	11.500%	15,186.04
2(B)	0114947104	Jul-2006	01-Mar-2005	MN	75.00	138,750.00	138,512.73	01-Apr-2005	26	8.800%	21,470.01
2(B)	0114947377	Feb-2007	01-Mar-2005	MN	100.00	199,900.00	199,899.98	01-Jun-2006	12	10.850%	18,935.24
2(B)	0114947641	Jun-2007	01-Mar-2005	MN	68.86	81,250.00	80,276.71	01-Apr-2006	14	9.000%	7,704.98
2(B)	0114947971	Feb-2007	01-Mar-2005	MN	90.00	216,000.00	213,744.84	01-Jun-2006	12	10.650%	19,790.63
2(B)	0114949332	Aug-2006	01-Mar-2005	MN	90.00	169,200.00	167,830.34	01-Dec-2005	18	9.200%	20,246.78
2(B)	0114949381	Oct-2006	01-Mar-2005	MN	95.00	276,450.00	274,381.02	01-Feb-2006	16	10.550%	31,210.54
2(B)	0114949621	Jul-2007	01-Mar-2005	CA	100.00	385,000.00	376,332.06	01-Oct-2006	8	10.150%	24,257.15
2(B)	0114950157	Dec-2006	01-Feb-2005	MI	100.00	172,000.00	172,000.00	01-Jun-2006	12	10.800%	14,721.74
2(B)	0114960412	Mar-2007	01-Mar-2005	AK	80.00	71,200.00	70,476.97	01-May-2006	13	8.350%	6,880.51
2(B)	0114961295	Aug-2007	01-Mar-2005	MI	100.00	168,000.00	164,638.34	01-Feb-2007	4	9.350%	7,273.84
2(B)	0114961600	May-2007	01-Mar-2005	MI	90.00	54,000.00	53,234.98	01-Oct-2006	8	10.050%	3,387.66
2(B)	0114965213	Jul-2007	01-Mar-2005	CA	90.00	427,500.00	421,421.34	01-Sep-2006	9	9.750%	28,109.25
2(B)	0114966351	Apr-2007	01-Mar-2005	KS	91.43	128,000.00	126,718.94	01-Apr-2006	14	9.900%	13,688.12
2(B)	0114968696	Aug-2007	01-Mar-2005	NY	95.00	475,000.00	475,000.00	01-Feb-2005	28	11.000%	92,433.29
2(B)	0115003758	Feb-2007	01-Mar-2005	OH	80.00	99,200.00	98,253.71	01-Mar-2006	15	10.750%	11,628.79
2(B)	0115007395	Jun-2007	01-Jan-2005	WI	93.33	133,000.00	131,341.81	01-Mar-2006	15	10.375%	13,444.61
2(B)	0115008393	Jan-2007	01-Feb-2005	OH	90.00	50,400.00	50,065.44	01-Feb-2006	16	12.550%	7,712.10
2(B)	0115010852	Feb-2007	01-Mar-2005	MA	90.00	211,500.00	107,065.78	01-Jun-2005	24	10.100%	28,117.02
2(B)	0115012957	Apr-2007	01-Feb-2005	MN	90.00	144,000.00	141,971.48	01-Apr-2006	14	9.875%	11,921.59
2(B)	0115013070	Jun-2007	01-Feb-2005	WY	89.68	126,900.00	126,041.26	01-Dec-2005	18	11.750%	19,330.75
2(B)	0115023285	Jun-2007	01-Mar-2005	SC	80.00	110,400.00	108,828.19	01-Jun-2006	12	9.800%	9,695.90

Structured Asset Investment Loan Trust
Mortgage Pass-Through Certificates
Series 2005-3

Contact: Customer Service - CTSLink
Wells Fargo Bank, N.A.
Securities Administration Services
7485 New Horizon Way
Frederick, MD 21703
www.ctslink.com
Telephone: (301) 815-6600
Fax: (301) 815-6660

23-Aug-2007 10:07:07AM

REO Loan Detail - All Mortgage Loans in REO during Current Period

Group	Loan Number	Month Loan Entered REO	First Payment Date	State	LTV at Origination	Original Principal Balance	Current Actual Balance	Paid To Date	Months Delinquent	Current Loan Rate	Approximate Delinquent Interest
2(B)	0115024812	Mar-2007	01-Feb-2005	MS	89.81	94,298.00	93,080.37	01-Jul-2006	11	10.950%	9,202.63
2(B)	0115025736	Aug-2007	01-Mar-2005	MI	79.28	82,450.00	80,851.65	01-Feb-2007	4	10.700%	4,158.85
2(B)	0115025793	Jul-2007	01-Mar-2005	MI	90.00	54,000.00	53,444.12	01-Oct-2006	8	11.625%	4,636.18
2(B)	0115025835	Jul-2007	01-Mar-2005	MI	90.00	126,000.00	123,931.46	01-Feb-2007	4	11.125%	6,638.48
2(B)	0115028094	Mar-2007	01-Feb-2005	RI	77.14	243,000.00	266,665.80	01-Sep-2006	9	7.150%	16,423.37
2(B)	0115037731	Jul-2007	01-Feb-2005	NV	84.69	415,000.00	408,139.26	01-Jul-2006	11	10.000%	30,111.65
2(B)	0115039471	Aug-2007	01-Feb-2005	NH	95.00	152,000.00	149,071.55	01-Feb-2007	4	11.375%	6,918.77
2(B)	0115041667	May-2007	01-Feb-2005	OK	90.00	67,500.00	66,703.49	01-Jun-2006	12	11.000%	7,086.49
2(B)	0115041832	Jul-2007	01-Mar-2005	OK	80.00	92,000.00	90,809.59	01-Jun-2006	12	10.250%	8,599.50
2(B)	0115049876	Feb-2007	01-Feb-2005	MI	75.00	147,000.00	145,116.34	01-May-2006	13	10.500%	15,072.33
2(B)	0115050361	Feb-2007	01-Mar-2005	MI	80.00	88,000.00	87,433.93	01-Jan-2006	17	11.375%	12,726.34
3(A)	0018120717	Apr-2007	01-Sep-2004	IN	89.09	98,000.00	96,504.75	01-Jan-2006	17	7.175%	8,465.61
3(A)	0018727792	Aug-2007	01-Mar-2005	TX	79.00	80,185.00	75,586.39	01-Aug-2006	10	7.500%	5,184.56
3(A)	0114625270	Apr-2006	01-Feb-2005	MN	20.00	61,600.00	61,378.21	01-Aug-2005	22	9.400%	10,854.44
3(A)	0114632029	Jun-2007	01-Feb-2005	IL	20.00	44,000.00	43,311.84	01-Jan-2006	17	10.450%	6,741.58
3(A)	0114940497	Jan-2007	01-Mar-2005	TX	20.00	46,400.00	45,426.84	01-May-2006	13	9.990%	5,329.08
3(B)	0114141930	Jul-2007	01-Oct-2004	MI	86.61	107,391.00	104,834.40	01-Dec-2006	6	10.740%	6,880.70
3(B)	0114147028	May-2007	01-Dec-2004	CA	90.00	157,495.00	154,614.36	01-Aug-2006	10	10.990%	12,163.93
3(B)	0114422884	May-2007	01-Jan-2005	OK	90.00	57,599.00	57,147.91	01-Jan-2006	17	12.375%	7,628.55
3(B)	0114430481	May-2007	01-Jan-2005	TX	79.45	158,905.00	155,998.64	01-Sep-2006	9	10.990%	12,609.31
3(B)	0114434921	Aug-2007	01-Jan-2005	MI	80.00	264,000.00	256,434.08	01-Feb-2007	4	9.590%	10,779.91
3(B)	0114446057	Jul-2007	01-Jan-2005	TN	90.00	109,800.00	105,703.49	01-Jan-2007	5	11.875%	6,614.86
3(B)	0114447766	Jul-2006	01-Jan-2005	MI	79.96	147,920.00	146,203.56	01-Jan-2006	17	10.990%	18,036.73
3(B)	0114467004	May-2007	01-Feb-2005	MA	80.00	166,400.00	163,777.88	01-Sep-2006	9	7.500%	10,463.35
3(B)	0114468077	Apr-2007	01-Dec-2004	MI	100.00	150,000.00	147,887.55	01-Aug-2006	10	12.500%	13,873.85
3(B)	0114469760	Mar-2007	01-Feb-2005	RI	100.00	300,000.00	295,614.02	01-Jul-2006	11	11.375%	23,997.64
3(B)	0114471691	Jun-2007	01-Feb-2005	CA	80.00	204,800.00	201,165.00	01-Sep-2006	9	6.875%	11,698.24
3(B)	0114472160	Aug-2007	01-Jan-2005	IL	95.00	248,900.00	244,970.63	01-Aug-2006	10	10.625%	19,607.36
3(B)	0114478100	Aug-2007	01-Jan-2005	CO	80.00	193,600.00	193,600.00	01-Dec-2006	6	10.875%	12,446.84
3(B)	0114478274	Aug-2007	01-Jan-2005	NV	90.00	333,000.00	332,673.18	01-Nov-2006	7	10.875%	21,065.18
3(B)	0114834161	Jan-2007	01-Feb-2005	CO	80.00	185,400.00	183,498.32	01-May-2006	13	11.875%	21,491.95
3(B)	0114834856	Aug-2007	01-Feb-2005	OH	90.00	198,000.00	195,209.77	01-Jul-2006	11	11.500%	16,000.50
3(B)	0114835697	Feb-2007	01-Feb-2005	CO	80.00	216,000.00	212,809.20	01-May-2006	13	10.605%	19,998.78
3(B)	0114838873	Apr-2007	01-Feb-2005	IL	90.00	346,500.00	344,607.54	01-Sep-2005	21	11.875%	56,075.81
3(B)	0114846074	Feb-2007	01-Mar-2005	OH	90.00	81,000.00	80,457.90	01-Oct-2005	20	10.000%	9,099.58
3(B)	0114847668	May-2007	01-Feb-2005	TX	80.00	126,507.00	125,662.64	01-Oct-2005	20	11.375%	18,539.51
3(B)	0114847908	Jul-2007	01-Mar-2005	IL	84.38	135,000.00	132,927.47	01-Jun-2006	12	9.400%	9,389.96
3(B)	0114850001	Jul-2007	01-Mar-2005	CA	85.00	312,800.00	306,819.79	01-Aug-2006	10	8.880%	17,817.84
3(B)	0114922263	Aug-2007	01-Mar-2005	CA	80.00	196,000.00	195,902.00	01-Jul-2006	11	8.000%	13,631.44
3(B)	0114922297	Jun-2007	01-Mar-2005	CA	90.00	256,500.00	252,410.29	01-Jun-2006	12	8.500%	17,027.05

Structured Asset Investment Loan Trust
Mortgage Pass-Through Certificates
Series 2005-3

Contact: Customer Service - CTSLink
Wells Fargo Bank, N.A.
Securities Administration Services
7485 New Horizon Way
Frederick, MD 21703
www.ctslink.com
Telephone: (301) 815-6600
Fax: (301) 815-6660

23-Aug-2007 10:07:07AM

REO Loan Detail - All Mortgage Loans in REO during Current Period

Group	Loan Number	Month Loan Entered REO	First Payment Date	State	LTV at Origination	Original Principal Balance	Current Actual Balance	Paid To Date	Months Delinquent	Current Loan Rate	Approximate Delinquent Interest
3(B)	0114925928	Jul-2007	01-Mar-2005	IL	80.00	67,200.00	67,057.18	01-Apr-2006	14	9.350%	6,795.99
3(B)	0114929540	May-2007	01-Feb-2005	MI	90.00	76,500.00	74,888.16	01-Nov-2006	7	10.000%	3,962.34
3(B)	0114933922	Jul-2007	01-Mar-2005	TX	80.00	32,000.00	31,895.16	01-Sep-2005	21	11.850%	6,000.06
3(B)	0114933930	Jul-2007	01-Mar-2005	TX	80.00	32,000.00	31,862.49	01-Oct-2005	20	11.850%	5,748.19
3(B)	0114934433	May-2007	01-Mar-2005	CO	85.00	89,250.00	88,255.75	01-Aug-2006	10	10.875%	7,298.53
3(B)	0114934722	Nov-2006	01-Mar-2005	MI	75.00	300,000.00	296,708.54	01-May-2006	13	9.800%	29,871.48
3(B)	0114934805	Jun-2007	01-Mar-2005	MI	80.00	100,800.00	100,764.37	01-Dec-2006	6	8.300%	4,903.80
3(B)	0114935737	Jan-2007	01-Mar-2005	MI	89.99	82,700.00	81,457.27	01-Jul-2006	11	6.850%	4,616.61
3(B)	0114936115	Aug-2007	01-Mar-2005	CA	80.00	263,200.00	263,199.05	01-Nov-2006	7	8.675%	14,821.35
3(B)	0114936156	Aug-2007	01-Mar-2005	CA	80.00	268,000.00	267,999.99	01-Aug-2006	10	7.725%	16,682.94
3(B)	0114939697	May-2007	01-Feb-2005	TX	80.00	69,760.00	68,471.97	01-Oct-2006	8	9.950%	4,518.30
3(B)	0114943020	May-2007	01-Mar-2005	NV	90.00	238,500.00	238,499.46	01-May-2006	13	8.950%	18,528.45
3(B)	0114946643	Oct-2006	01-Mar-2005	MN	80.00	132,000.00	130,920.16	01-Jan-2006	17	9.650%	16,010.19
3(B)	0114947252	Dec-2006	01-Mar-2005	MN	87.72	100,000.00	98,863.99	01-Apr-2006	14	9.250%	8,394.89
3(B)	0114947443	Dec-2006	01-Mar-2005	MN	80.00	155,200.00	155,200.00	01-Feb-2006	16	9.300%	17,382.30
3(B)	0114947591	Oct-2006	01-Mar-2005	MN	80.00	157,600.00	156,037.13	01-Feb-2006	16	9.125%	16,933.05
3(B)	0114947799	Oct-2006	01-Mar-2005	MN	90.00	173,700.00	172,361.12	01-Jan-2006	17	9.950%	19,094.28
3(B)	0114947849	Apr-2007	01-Mar-2005	MN	80.00	159,920.00	158,311.07	01-Feb-2006	16	9.050%	17,001.15
3(B)	0114948185	Jun-2007	01-Mar-2005	MN	80.00	244,000.00	244,000.00	01-Oct-2006	8	8.650%	14,944.96
3(B)	0114948540	Jul-2007	01-Mar-2005	MN	79.78	287,200.00	283,116.29	01-Sep-2006	9	9.750%	21,560.08
3(B)	0114948607	Dec-2006	01-Mar-2005	MN	80.00	232,000.00	229,496.39	01-Apr-2006	14	9.550%	23,715.32
3(B)	0114948623	Aug-2007	01-Mar-2005	MN	80.00	236,000.00	235,992.64	01-Aug-2006	10	9.100%	17,935.44
3(B)	0114948870	Jun-2007	01-Mar-2005	MN	80.00	264,000.00	264,000.00	01-Sep-2006	9	7.000%	15,730.00
3(B)	0114950272	Apr-2007	01-Mar-2005	MI	79.64	133,000.00	129,780.12	01-Oct-2006	8	10.300%	9,698.05
3(B)	0114958572	Aug-2007	01-Mar-2005	CA	80.00	240,000.00	240,000.00	01-Sep-2006	9	8.450%	15,490.00
3(B)	0114958721	May-2007	01-Mar-2005	CA	84.72	305,000.00	304,999.99	01-Jun-2006	12	8.850%	21,962.44
4(A)	0115008328	Jul-2007	01-Mar-2005	OH	80.00	52,000.00	51,666.32	01-Sep-2006	9	11.650%	5,317.83
4(A)	0115013922	Jul-2007	01-Feb-2005	IN	80.00	71,200.00	70,476.90	01-Jun-2006	12	9.100%	7,123.77
4(A)	0115024945	Jan-2007	01-Mar-2005	TX	80.00	64,000.00	63,677.14	01-Dec-2005	18	9.550%	9,665.71
4(A)	0115025132	Nov-2006	01-Mar-2005	MI	70.00	51,800.00	51,477.79	01-May-2006	13	10.590%	6,535.65
4(A)	0115032302	Nov-2006	01-Mar-2005	NY	16.15	98,500.00	97,946.38	01-Nov-2005	19	8.490%	13,788.72
4(A)	0115040065	Aug-2006	01-Feb-2005	MA	79.31	345,000.00	341,447.25	01-Jan-2006	17	6.990%	35,342.96
4(A)	0115043671	Jul-2007	01-Mar-2005	MI	80.00	117,600.00	115,658.99	01-Feb-2007	4	8.390%	4,611.85
4(A)	0115050049	Mar-2007	01-Mar-2005	MI	57.00	50,160.00	49,691.27	01-Jun-2006	12	8.950%	4,935.87
4(B)	0112221767	Mar-2007	01-Jun-2004	MN	94.19	146,000.00	144,677.52	01-Dec-2005	18	13.250%	29,671.95
4(B)	0114996622	Oct-2006	01-Mar-2005	CT	95.00	57,000.00	56,795.49	01-Aug-2005	22	11.650%	10,167.81
4(B)	0114997307	Jan-2007	01-Feb-2005	IL	85.00	119,000.00	77,018.38	01-Oct-2005	20	11.250%	15,545.68
4(B)	0114998032	Jul-2007	01-Feb-2005	TX	80.00	64,796.00	63,768.85	01-Nov-2006	7	10.000%	4,327.02
4(B)	0115002446	Feb-2007	01-Mar-2005	IL	75.00	86,250.00	86,073.09	01-May-2005	25	10.625%	15,660.03
4(B)	0115003725	Mar-2007	01-Mar-2005	OH	60.00	52,800.00	52,609.36	01-Jan-2006	17	14.600%	10,084.85

Structured Asset Investment Loan Trust
Mortgage Pass-Through Certificates
Series 2005-3

Contact: Customer Service - CTSLink
Wells Fargo Bank, N.A.
Securities Administration Services
7485 New Horizon Way
Frederick, MD 21703
www.ctslink.com
Telephone: (301) 815-6600
Fax: (301) 815-6660

23-Aug-2007 10:07:07AM

REO Loan Detail - All Mortgage Loans in REO during Current Period

Group	Loan Number	Month Loan Entered REO	First Payment Date	State	LTV at Origination	Original Principal Balance	Current Actual Balance	Paid To Date	Months Delinquent	Current Loan Rate	Approximate Delinquent Interest
4(B)	0115006538	Dec-2006	01-Feb-2005	TX	90.00	172,575.00	170,820.34	01-Jun-2006	12	11.750%	19,648.43
4(B)	0115006751	Jul-2007	01-Feb-2005	TX	80.00	82,400.00	81,219.23	01-Oct-2006	8	11.125%	6,807.35
4(B)	0115007254	Jan-2007	01-Feb-2005	TX	80.00	107,377.00	107,227.96	01-Jun-2006	12	10.750%	11,133.85
4(B)	0115007486	Feb-2007	01-Feb-2005	SD	95.00	76,570.00	76,420.70	01-May-2005	25	12.000%	16,772.89
4(B)	0115007718	Apr-2007	01-Mar-2005	MN	80.00	125,680.00	123,802.71	01-Aug-2006	10	10.200%	10,225.26
4(B)	0115008187	Apr-2007	01-Mar-2005	IA	100.00	144,500.00	144,500.00	01-May-2006	13	10.875%	13,947.90
4(B)	0115008419	Jul-2007	01-Feb-2005	OH	80.00	138,624.00	136,001.17	01-Aug-2006	10	9.750%	10,396.37
4(B)	0115008443	Aug-2007	01-Feb-2005	KY	86.25	64,000.00	63,299.98	01-Sep-2006	9	11.875%	6,111.76
4(B)	0115008450	Jan-2007	01-Feb-2005	OH	90.00	150,300.00	149,196.99	01-Nov-2005	19	10.700%	18,702.04
4(B)	0115008583	Apr-2007	01-Feb-2005	OH	90.00	135,000.00	134,315.57	01-Sep-2005	21	11.400%	20,030.99
4(B)	0115008666	Dec-2006	01-Feb-2005	OH	95.00	228,000.00	227,995.34	01-May-2006	13	10.850%	25,221.98
4(B)	0115011488	May-2007	01-Feb-2005	MA	80.00	99,920.00	98,207.84	01-Jun-2006	12	9.150%	8,248.53
4(B)	0115012403	Jul-2007	01-Feb-2005	NV	90.00	234,000.00	231,050.63	01-Sep-2006	9	11.500%	19,062.19
4(B)	0115013054	Nov-2006	01-Feb-2005	MN	74.91	243,455.00	240,013.08	01-Apr-2006	14	10.000%	25,145.12
4(B)	0115015216	Jun-2007	01-Feb-2005	NY	80.00	157,600.00	155,293.94	01-Jun-2006	12	10.625%	14,650.61
4(B)	0115019366	Aug-2007	01-Feb-2005	NJ	90.00	126,000.00	124,798.56	01-May-2006	13	8.850%	11,431.28
4(B)	0115020174	Apr-2007	01-Mar-2005	CO	80.00	148,000.00	147,964.85	01-Aug-2006	10	8.700%	10,061.64
4(B)	0115020208	Aug-2007	01-Feb-2005	CO	95.00	134,900.00	132,721.06	01-Nov-2006	7	11.750%	9,856.66
4(B)	0115020547	Aug-2007	01-Mar-2005	CO	100.00	200,000.00	199,973.36	01-Dec-2006	6	9.150%	9,214.76
4(B)	0115021487	May-2007	01-Feb-2005	NJ	90.00	243,000.00	241,900.91	01-Jul-2005	23	11.125%	34,686.26
4(B)	0115022592	Aug-2007	01-Feb-2005	NY	80.00	186,560.00	182,819.61	01-Oct-2006	8	10.000%	12,517.48
4(B)	0115023624	May-2007	01-Mar-2005	NC	80.00	85,600.00	84,373.49	01-Jul-2006	11	10.100%	7,350.03
4(B)	0115025124	Aug-2007	01-Feb-2005	MI	85.00	97,750.00	96,205.89	01-Jan-2007	5	11.250%	6,081.14
4(B)	0115025157	Aug-2007	01-Mar-2005	MI	80.00	152,800.00	148,967.77	01-Mar-2007	3	9.190%	5,448.85
4(B)	0115025355	Jun-2007	01-Mar-2005	MI	80.00	107,200.00	105,269.89	01-Oct-2006	8	9.875%	7,309.22
4(B)	0115025421	Jan-2007	01-Mar-2005	MI	75.41	92,000.00	91,693.44	01-Jul-2005	23	10.500%	15,714.36
4(B)	0115025504	Jun-2007	01-Feb-2005	MI	80.00	67,600.00	67,600.00	01-Nov-2006	7	9.250%	4,255.99
4(B)	0115025520	Oct-2006	01-Mar-2005	MI	73.20	142,000.00	140,355.29	01-Apr-2006	14	9.875%	14,443.67
4(B)	0115025710	Aug-2007	01-Mar-2005	MI	75.00	84,000.00	82,866.37	01-Jan-2007	5	11.875%	5,371.99
4(B)	0115025827	Nov-2006	01-Feb-2005	MI	90.00	99,000.00	98,507.17	01-Sep-2005	21	10.500%	16,338.41
4(B)	0115025843	Jun-2006	01-Mar-2005	MI	90.00	148,500.00	83,863.64	01-Dec-2005	18	10.400%	16,145.79
4(B)	0115025876	Jul-2007	01-Mar-2005	MI	75.00	131,250.00	129,026.27	01-Jan-2007	5	10.875%	7,550.86
4(B)	0115026296	Jun-2007	01-Feb-2005	FL	80.00	290,400.00	286,603.91	01-Jun-2006	12	11.250%	30,803.66
4(B)	0115027583	Jul-2007	01-Mar-2005	MA	89.04	325,000.00	320,503.27	01-Mar-2006	15	10.090%	30,247.81
4(B)	0115027666	May-2006	01-Feb-2005	MA	90.00	279,000.00	277,090.51	01-May-2005	25	10.150%	40,304.48
4(B)	0115027948	Jul-2007	01-Mar-2005	MA	63.89	172,500.00	170,090.34	01-Jun-2006	12	9.900%	15,353.04
4(B)	0115028847	Aug-2007	01-Feb-2005	AL	90.00	91,980.00	90,734.66	01-Nov-2006	7	11.500%	7,129.70
4(B)	0115030777	May-2007	01-Mar-2005	MO	80.00	52,800.00	52,431.43	01-Jul-2006	11	13.000%	6,432.99
4(B)	0115030801	Jul-2007	01-Mar-2005	SC	95.00	118,750.00	117,383.56	01-Oct-2006	8	12.100%	10,244.53
4(B)	0115039901	Jan-2007	01-Feb-2005	MA	90.00	468,000.00	462,965.30	01-Apr-2006	14	11.625%	47,675.66

Structured Asset Investment Loan Trust
Mortgage Pass-Through Certificates
Series 2005-3

Contact: Customer Service - CTSLink
Wells Fargo Bank, N.A.
Securities Administration Services
7485 New Horizon Way
Frederick, MD 21703
www.ctslink.com
Telephone: (301) 815-6600
Fax: (301) 815-6660

23-Aug-2007 10:07:07AM

REO Loan Detail - All Mortgage Loans in REO during Current Period

Group	Loan Number	Month Loan Entered REO	First Payment Date	State	LTV at Origination	Original Principal Balance	Current Actual Balance	Paid To Date	Months Delinquent	Current Loan Rate	Approximate Delinquent Interest
4(B)	0115039976	Oct-2006	01-Feb-2005	ME	71.88	115,000.00	114,343.00	01-Jul-2005	23	10.300%	15,999.51
4(B)	0115040172	Aug-2006	01-Mar-2005	MA	89.65	385,500.00	238,384.36	01-Dec-2005	18	6.150%	27,573.07
4(B)	0115040453	Aug-2007	01-Feb-2005	ME	80.00	109,600.00	107,968.52	01-Jun-2006	12	10.125%	10,035.57
4(B)	0115042020	Jul-2007	01-Feb-2005	AZ	80.00	156,000.00	152,421.37	01-Aug-2006	10	10.125%	12,258.03
4(B)	0115042145	Aug-2007	01-Feb-2005	TN	80.00	81,600.00	80,526.81	01-Dec-2006	6	11.625%	5,816.11
4(B)	0115042319	Aug-2007	01-Feb-2005	GA	95.00	104,500.00	103,154.30	01-Oct-2006	8	12.000%	9,019.75
4(B)	0115043390	Feb-2006	01-Feb-2005	MI	80.00	50,000.00	49,857.15	01-Jul-2005	23	12.750%	10,542.85
4(B)	0115043580	Dec-2006	01-Feb-2005	MI	90.00	112,500.00	111,309.42	01-Jun-2006	12	12.000%	11,301.53
4(B)	0115045122	Aug-2007	01-Dec-2004	NV	90.00	228,600.00	224,614.36	01-Nov-2006	7	11.990%	16,627.04
4(B)	0115046765	Jun-2007	01-Jan-2005	AL	90.00	342,000.00	341,429.48	01-Mar-2005	27	8.950%	70,235.63
4(B)	0115048324	May-2007	01-Jan-2005	OH	80.00	100,000.00	99,343.55	01-Nov-2005	19	12.125%	16,472.37
4(B)	0115049496	Sep-2006	01-Jan-2005	MI	90.00	65,890.00	65,181.92	01-Apr-2006	14	10.875%	6,980.77
4(B)	0115049512	Apr-2007	01-Feb-2005	MI	80.00	64,000.00	63,151.10	01-Oct-2006	8	11.000%	5,192.91
4(B)	0115049660	Mar-2006	01-Mar-2005	MI	75.00	105,120.00	104,637.55	01-Oct-2005	20	11.375%	17,581.47
4(B)	0115050189	May-2007	01-Feb-2005	MI	85.00	59,500.00	58,935.14	01-Jul-2006	11	9.490%	5,090.89
4(B)	0115050197	Apr-2007	01-Feb-2005	MI	85.00	55,250.00	54,725.38	01-Jul-2006	11	9.490%	4,727.28
4(B)	0115050627	Feb-2007	01-Mar-2005	MI	95.00	87,400.00	86,502.45	01-Jul-2006	11	11.500%	9,003.82
4(B)	0115050775	Sep-2006	01-Mar-2005	MI	70.00	182,000.00	180,180.80	01-Apr-2006	14	11.150%	21,200.19
4(B)	0115050783	Dec-2006	01-Mar-2005	MI	80.00	288,000.00	285,929.87	01-Feb-2006	16	11.750%	39,872.68

**Structured Asset Investment Loan Trust
Mortgage Pass-Through Certificates
Series 2005-3**

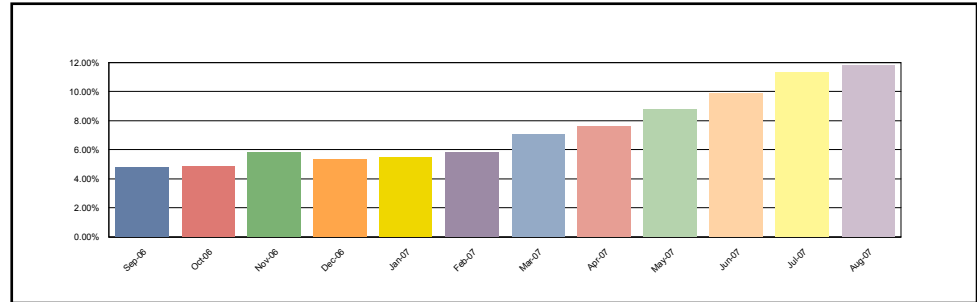
23-Aug-2007 10:07:07AM

Foreclosure Detail - All Mortgage Loans in Foreclosure during Current Period

Summary

New Foreclosure Loans	
Loans in Foreclosure	102
Original Principal Balance	17,852,532.00
Current Actual Balance	17,593,048.81
Current Foreclosure Total	
Loans in Foreclosure	435
Original Principal Balance	84,713,328.45
Current Actual Balance	83,618,220.20

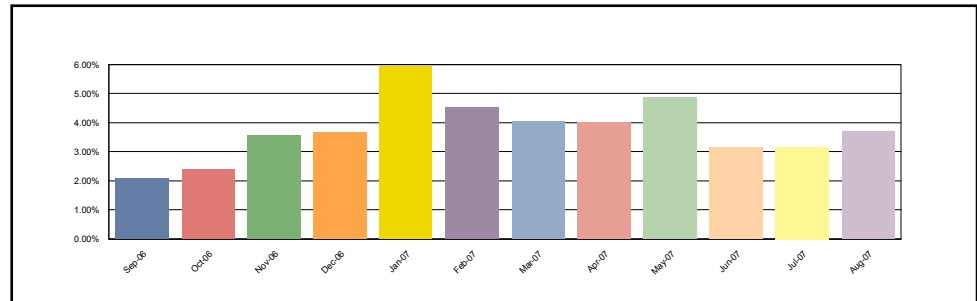
12 Month Foreclosure History



1(A)

New Foreclosure Loans	
Loans in Foreclosure	2
Original Principal Balance	122,000.00
Current Actual Balance	119,211.78
Current Foreclosure Total	
Loans in Foreclosure	9
Original Principal Balance	1,047,759.00
Current Actual Balance	1,021,260.71

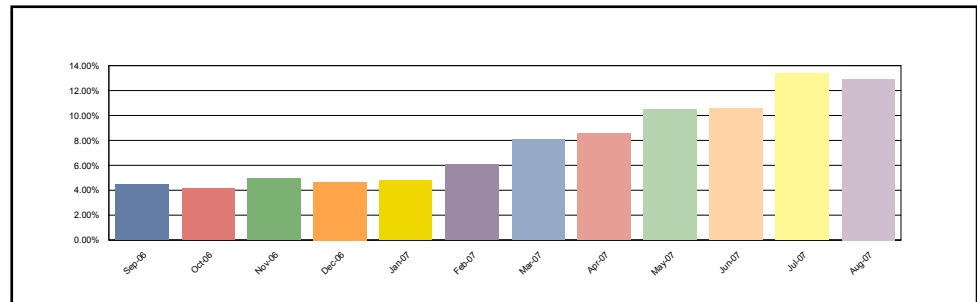
12 Month Foreclosure History



1(B)

New Foreclosure Loans	
Loans in Foreclosure	7
Original Principal Balance	954,100.00
Current Actual Balance	935,380.51
Current Foreclosure Total	
Loans in Foreclosure	46
Original Principal Balance	7,660,548.00
Current Actual Balance	7,525,472.23

12 Month Foreclosure History



**Structured Asset Investment Loan Trust
Mortgage Pass-Through Certificates
Series 2005-3**

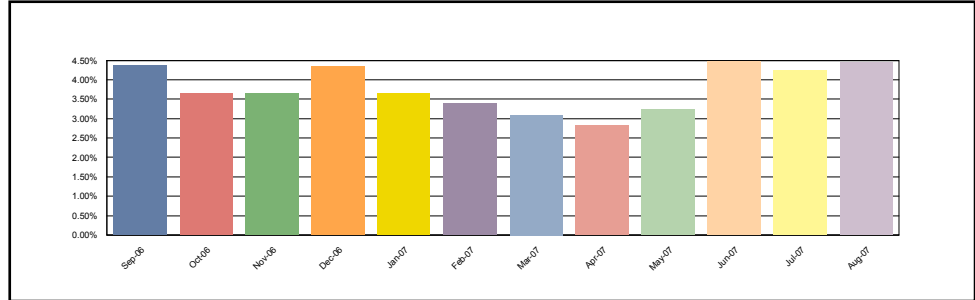
23-Aug-2007 10:07:07AM

Foreclosure Detail - All Mortgage Loans in Foreclosure during Current Period

2(A)

New Foreclosure Loans	
Loans in Foreclosure	3
Original Principal Balance	221,000.00
Current Actual Balance	217,004.37
Current Foreclosure Total	
Loans in Foreclosure	26
Original Principal Balance	3,420,615.00
Current Actual Balance	3,365,726.35

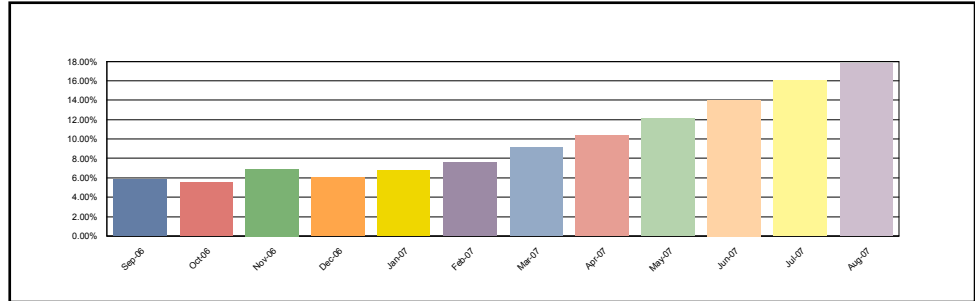
12 Month Foreclosure History



2(B)

New Foreclosure Loans	
Loans in Foreclosure	46
Original Principal Balance	9,177,854.00
Current Actual Balance	9,038,383.30
Current Foreclosure Total	
Loans in Foreclosure	163
Original Principal Balance	39,330,030.05
Current Actual Balance	38,857,852.00

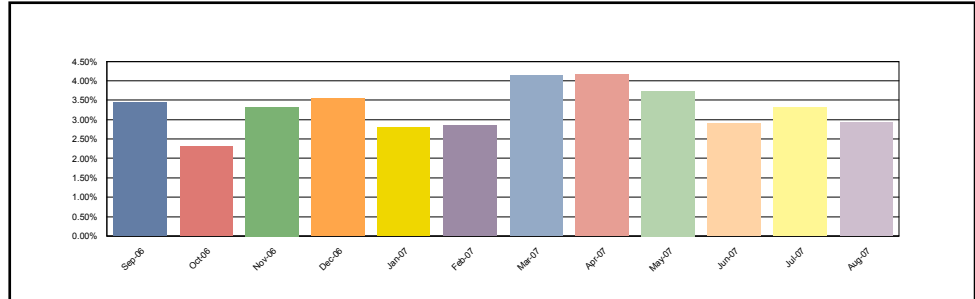
12 Month Foreclosure History



3(A)

New Foreclosure Loans	
Loans in Foreclosure	0
Original Principal Balance	0.00
Current Actual Balance	0.00
Current Foreclosure Total	
Loans in Foreclosure	14
Original Principal Balance	1,260,291.00
Current Actual Balance	1,245,567.02

12 Month Foreclosure History



**Structured Asset Investment Loan Trust
Mortgage Pass-Through Certificates
Series 2005-3**

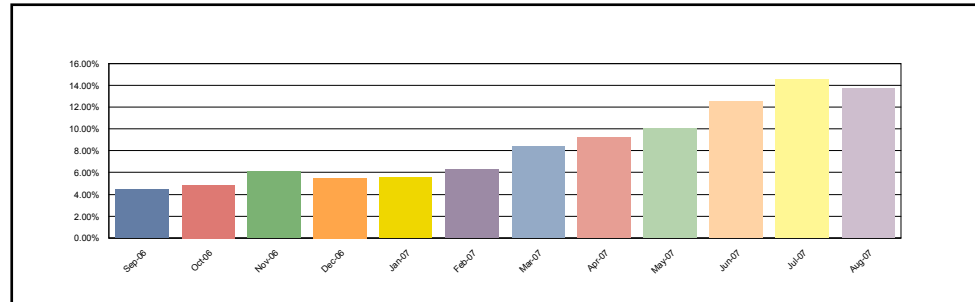
23-Aug-2007 10:07:07AM

Foreclosure Detail - All Mortgage Loans in Foreclosure during Current Period

3(B)

New Foreclosure Loans	
Loans in Foreclosure	21
Original Principal Balance	3,693,993.00
Current Actual Balance	3,652,110.42
Current Foreclosure Total	
Loans in Foreclosure	86
Original Principal Balance	18,070,501.00
Current Actual Balance	17,844,421.83

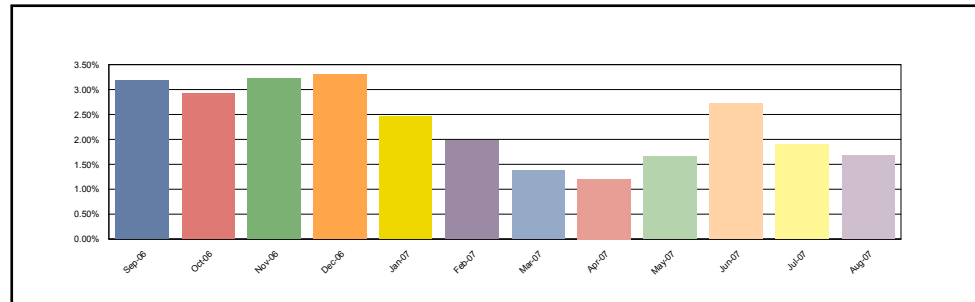
12 Month Foreclosure History



4(A)

New Foreclosure Loans	
Loans in Foreclosure	2
Original Principal Balance	168,900.00
Current Actual Balance	166,716.58
Current Foreclosure Total	
Loans in Foreclosure	9
Original Principal Balance	841,650.00
Current Actual Balance	832,829.84

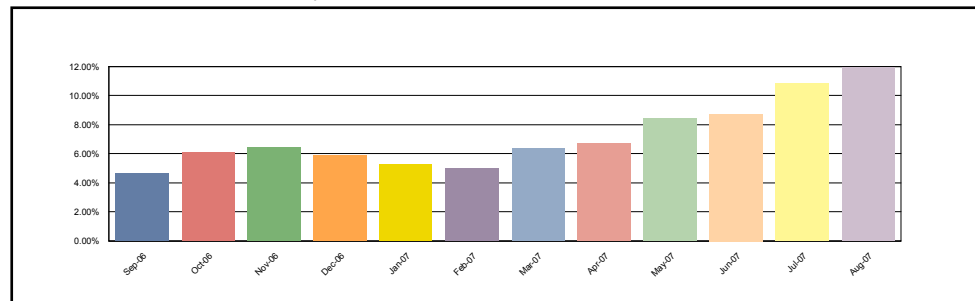
12 Month Foreclosure History



4(B)

New Foreclosure Loans	
Loans in Foreclosure	21
Original Principal Balance	3,514,685.00
Current Actual Balance	3,464,241.85
Current Foreclosure Total	
Loans in Foreclosure	82
Original Principal Balance	13,081,934.40
Current Actual Balance	12,925,090.22

12 Month Foreclosure History



Structured Asset Investment Loan Trust
Mortgage Pass-Through Certificates
Series 2005-3

Contact: Customer Service - CTSLink
Wells Fargo Bank, N.A.
Securities Administration Services
7485 New Horizon Way
Frederick, MD 21703
www.ctslink.com
Telephone: (301) 815-6600
Fax: (301) 815-6660

23-Aug-2007 10:07:07AM

Foreclosure Loan Detail - All Mortgage Loans in Foreclosure during Current Period

Group	Loan Number	Month Loan Entered FC	First Payment Date	State	LTV at Origination	Original Principal Balance	Current Actual Balance	Paid To Date	Months Delinquent	Current Loan Rate	Approximate Delinquent Interest
1(A)	0114445422	Jun-2007	01-Jan-2005	PA	82.37	95,958.00	93,627.39	01-Jan-2007	5	6.495%	2,671.38
1(A)	0114597990	Jan-2007	01-Jan-2005	MA	88.46	230,000.00	225,454.66	01-Aug-2006	10	6.300%	10,678.93
1(A)	0114823487	Jul-2007	01-Feb-2005	PA	87.21	75,001.00	68,400.12	01-Feb-2007	4	6.490%	1,659.00
1(A)	0114848336	Jan-2007	01-Mar-2005	PA	90.00	156,600.00	154,497.47	01-Aug-2006	10	7.750%	9,477.16
1(A)	0114927627	Aug-2007	01-Mar-2005	CA	20.00	90,500.00	89,610.63	01-Feb-2007	4	10.850%	4,631.93
1(A)	0114944564	May-2007	01-Mar-2005	NY	89.69	174,000.00	170,007.06	01-Jan-2007	5	6.750%	5,155.88
1(A)	0114948748	Aug-2007	01-Mar-2005	MN	15.00	31,500.00	29,601.15	01-Mar-2007	3	10.600%	1,243.26
1(A)	0114955875	Jun-2007	01-Mar-2005	FL	90.00	162,000.00	159,082.89	01-Sep-2006	9	7.050%	8,004.08
1(A)	0114966583	Jul-2007	01-Feb-2005	MS	70.00	32,200.00	30,979.34	01-Mar-2006	15	8.600%	3,462.57
1(B)	0114142722	Jul-2007	01-Dec-2004	GA	94.96	113,955.00	111,694.29	01-Feb-2007	4	11.875%	5,492.85
1(B)	0114151301	Feb-2007	01-Dec-2004	MA	90.00	270,000.00	263,628.11	01-Sep-2006	9	9.880%	17,011.77
1(B)	0114444870	Nov-2006	01-Jan-2005	TX	79.99	82,392.00	81,171.59	01-Jun-2006	12	11.370%	8,219.69
1(B)	0114823057	Feb-2006	01-Feb-2005	IL	85.00	70,550.00	69,244.67	01-Sep-2005	21	10.375%	10,483.36
1(B)	0114827512	Jul-2007	01-Feb-2005	SC	90.00	108,000.00	105,875.09	01-Feb-2007	4	11.490%	4,794.52
1(B)	0114829294	Jul-2007	01-Feb-2005	TX	85.00	124,321.00	121,990.05	01-Feb-2007	4	11.740%	6,303.43
1(B)	0114831381	Jul-2006	01-Feb-2005	FL	85.00	142,800.00	141,869.08	01-Oct-2005	20	11.750%	21,274.02
1(B)	0114831662	Mar-2007	01-Feb-2005	MO	90.06	144,990.00	142,460.91	01-Oct-2006	8	11.240%	9,288.23
1(B)	0114833569	Feb-2007	01-Feb-2005	IL	70.00	171,500.00	167,883.12	01-Jan-2007	5	10.375%	9,331.93
1(B)	0114833601	Jul-2007	01-Feb-2005	MI	80.00	172,000.00	168,853.46	01-Feb-2007	4	11.375%	8,815.65
1(B)	0114833718	Jul-2007	01-Feb-2005	HI	85.78	175,000.00	169,941.50	01-Feb-2007	4	9.750%	6,260.90
1(B)	0114837818	Jun-2007	01-Feb-2005	CA	75.00	288,750.00	282,238.00	01-Jan-2007	5	10.630%	15,239.04
1(B)	0114838451	Feb-2007	01-Feb-2005	IL	75.00	326,250.00	318,736.78	01-Sep-2006	9	11.625%	26,793.57
1(B)	0114845068	Aug-2007	01-Mar-2005	TX	80.00	52,000.00	51,361.52	01-Feb-2007	4	11.875%	2,918.41
1(B)	0114845472	Aug-2007	01-Mar-2005	IN	90.00	63,000.00	61,700.31	01-Mar-2007	3	10.240%	2,221.93
1(B)	0114848831	Aug-2007	01-Mar-2005	MD	80.00	184,000.00	180,164.15	01-Mar-2007	3	10.365%	7,397.70
1(B)	0114848955	Aug-2007	01-Mar-2005	IL	90.00	193,500.00	189,864.16	01-Feb-2007	4	10.375%	8,330.97
1(B)	0114925969	Jul-2007	01-Mar-2005	IL	80.00	132,000.00	129,764.58	01-Dec-2006	6	10.375%	8,162.52
1(B)	0114929060	Jun-2007	01-Feb-2005	IL	80.00	72,000.00	71,212.41	01-Dec-2006	6	10.375%	4,663.32
1(B)	0114929748	Aug-2007	01-Mar-2005	DC	62.22	280,000.00	274,596.78	01-Apr-2007	2	9.775%	8,482.18
1(B)	0114933468	Feb-2007	01-Mar-2005	TX	80.00	97,600.00	96,252.81	01-Sep-2006	9	10.200%	7,727.82
1(B)	0114935307	Aug-2007	01-Mar-2005	MI	95.00	64,600.00	63,184.96	01-Mar-2007	3	8.950%	1,935.57
1(B)	0114935836	Jul-2007	01-Mar-2005	CA	90.00	243,000.00	237,175.35	01-Feb-2007	4	8.300%	7,944.40
1(B)	0114935901	Mar-2007	01-Mar-2005	IN	95.00	180,500.00	177,341.22	01-Oct-2006	8	8.950%	9,657.19
1(B)	0114936214	Jul-2007	01-Mar-2005	CA	80.00	324,800.00	324,800.00	01-Feb-2007	4	8.600%	13,154.40
1(B)	0114938020	May-2007	01-Mar-2005	CT	80.00	223,200.00	218,775.34	01-Dec-2006	6	8.825%	11,378.01
1(B)	0114940778	May-2007	01-Mar-2005	TX	80.00	83,120.00	81,670.44	01-Jan-2007	5	9.750%	4,262.08
1(B)	0114944093	Apr-2007	01-Mar-2005	VA	75.00	260,250.00	253,956.90	01-Dec-2006	6	8.200%	12,147.83
1(B)	0114945660	Apr-2007	01-Feb-2005	WI	85.00	153,000.00	149,683.80	01-Dec-2006	6	9.600%	6,852.21
1(B)	0114945686	Mar-2007	01-Mar-2005	WI	80.00	172,000.00	171,449.67	01-Jul-2006	11	9.150%	14,065.93
1(B)	0114946684	Jun-2007	01-Feb-2005	MN	80.00	151,920.00	151,870.31	01-Jan-2007	5	10.850%	8,409.80

Structured Asset Investment Loan Trust
Mortgage Pass-Through Certificates
Series 2005-3

Contact: Customer Service - CTSLink
Wells Fargo Bank, N.A.
Securities Administration Services
7485 New Horizon Way
Frederick, MD 21703
www.ctslink.com
Telephone: (301) 815-6600
Fax: (301) 815-6660

23-Aug-2007 10:07:07AM

Foreclosure Loan Detail - All Mortgage Loans in Foreclosure during Current Period

Group	Loan Number	Month Loan Entered FC	First Payment Date	State	LTV at Origination	Original Principal Balance	Current Actual Balance	Paid To Date	Months Delinquent	Current Loan Rate	Approximate Delinquent Interest
1(B)	0114947807	Jul-2007	01-Mar-2005	WI	80.00	164,000.00	160,547.60	01-Feb-2007	4	9.000%	6,811.85
1(B)	0114947922	Jul-2007	01-Mar-2005	MN	80.00	176,800.00	172,984.01	01-Dec-2006	6	8.500%	8,621.13
1(B)	0114948813	Aug-2007	01-Mar-2005	MN	90.00	117,000.00	114,508.63	01-Mar-2007	3	9.100%	3,604.63
1(B)	0114951320	Jul-2007	01-Mar-2005	CA	65.00	234,000.00	229,703.13	01-Feb-2007	4	9.750%	10,608.38
1(B)	0114953490	Feb-2007	01-Mar-2005	FL	82.79	178,000.00	175,793.32	01-Sep-2006	9	10.450%	12,855.79
1(B)	0114954100	Jul-2007	01-Mar-2005	IL	90.00	50,400.00	49,393.55	01-Feb-2007	4	9.350%	1,927.04
1(B)	0114954910	Jan-2007	01-Mar-2005	IL	95.00	71,250.00	70,432.62	01-Aug-2006	10	10.375%	5,524.98
1(B)	0114955727	Jul-2007	01-Mar-2005	FL	80.00	136,000.00	131,640.86	01-Feb-2007	4	8.425%	5,206.54
1(B)	0114958507	Jan-2007	01-Mar-2005	CA	51.56	165,000.00	162,287.91	01-Nov-2006	7	9.550%	10,171.50
1(B)	0114958739	Feb-2007	01-Mar-2005	CA	91.54	297,500.00	290,047.68	01-Dec-2006	6	7.550%	10,622.29
1(B)	0114959745	Jul-2007	01-Mar-2005	WI	80.00	65,600.00	64,767.29	01-Feb-2007	4	9.600%	2,942.50
1(B)	0114962632	May-2007	01-Mar-2005	UT	73.85	240,000.00	237,082.34	01-Sep-2006	9	10.550%	19,797.70
1(B)	0114964463	Jun-2007	01-Mar-2005	CA	80.00	288,000.00	288,000.00	01-Jan-2007	5	7.600%	11,448.00
1(B)	0114968092	Jul-2007	01-Mar-2005	FL	87.50	140,000.00	136,550.97	01-Feb-2007	4	8.150%	4,507.56
1(B)	0114970049	May-2007	01-Mar-2005	NV	80.00	216,000.00	211,320.96	01-Dec-2006	6	6.350%	8,210.36
2(A)	0114608755	Jun-2007	01-Feb-2005	CA	20.00	67,800.00	67,574.23	01-Oct-2005	20	11.000%	12,978.33
2(A)	0114644792	Jul-2007	01-Feb-2005	CA	20.00	83,000.00	80,341.27	01-Nov-2006	7	10.000%	5,686.12
2(A)	0114648041	Jun-2007	01-Feb-2005	FL	20.00	115,000.00	111,290.17	01-Dec-2006	6	10.250%	7,192.59
2(A)	0114817018	Jul-2007	01-Feb-2005	AZ	22.83	25,000.00	24,761.47	01-Jan-2007	5	10.990%	1,513.13
2(A)	0114818248	Apr-2007	01-Feb-2005	MN	65.00	32,825.00	30,822.48	01-Jan-2007	5	10.740%	1,824.41
2(A)	0114820251	Sep-2005	01-Jan-2005	IA	75.00	47,250.00	47,125.74	01-May-2005	25	9.255%	9,213.65
2(A)	0114823305	Mar-2007	01-Feb-2005	IA	65.91	72,500.00	71,589.96	01-Oct-2006	8	8.990%	5,049.90
2(A)	0114832876	Jun-2007	01-Feb-2005	PA	78.16	161,000.00	158,682.31	01-Nov-2006	7	8.490%	9,481.22
2(A)	0114845977	Aug-2007	01-Feb-2005	CA	20.00	77,800.00	76,901.67	01-Mar-2007	3	10.500%	3,200.97
2(A)	0114847478	Jun-2005	01-Feb-2005	FL	20.00	121,600.00	121,600.00	01-Jan-2005	29	10.500%	30,195.99
2(A)	0114922990	May-2007	01-Mar-2005	CA	20.00	137,980.00	136,322.14	01-Dec-2006	6	9.650%	8,298.50
2(A)	0114926405	Jan-2007	01-Mar-2005	IL	20.00	66,000.00	65,212.30	01-Aug-2006	10	9.550%	5,882.10
2(A)	0114941438	Jun-2007	01-Mar-2005	NY	100.00	499,000.00	496,662.94	01-Oct-2005	20	8.790%	65,617.43
2(A)	0114957137	Apr-2007	01-Mar-2005	OR	20.00	41,800.00	41,437.58	01-Feb-2007	4	11.450%	2,266.35
2(A)	0114966179	Nov-2005	01-Mar-2005	NY	20.00	100,000.00	99,850.62	01-Jun-2005	24	10.850%	22,276.27
2(A)	0114970072	May-2007	01-Mar-2005	NV	15.00	40,500.00	40,163.96	01-Dec-2006	6	11.200%	2,860.72
2(A)	0114996325	Jun-2007	01-Mar-2005	NY	63.46	165,000.00	160,546.52	01-Jan-2007	5	6.450%	5,651.11
2(A)	0115005969	Jan-2007	01-Mar-2005	IN	90.00	148,410.00	146,388.78	01-Apr-2007	2	9.750%	4,027.98
2(A)	0115007072	Jul-2007	01-Feb-2005	TX	68.89	93,000.00	91,234.86	01-Mar-2007	3	8.000%	2,884.37
2(A)	0115007239	Jun-2007	01-Feb-2005	TX	80.00	83,200.00	82,263.33	01-Aug-2006	10	8.990%	7,039.46
2(A)	0115009235	Aug-2007	01-Feb-2005	CT	54.12	92,000.00	90,393.18	01-Apr-2007	2	8.765%	2,517.75
2(A)	0115022907	May-2007	01-Feb-2005	NY	70.00	434,000.00	423,477.56	01-Dec-2006	6	5.990%	15,717.64
2(A)	0115028854	Aug-2007	01-Feb-2005	TN	80.00	51,200.00	49,709.52	01-Jun-2006	12	9.800%	5,391.53
2(A)	0115031981	May-2007	01-Mar-2005	NY	85.00	80,750.00	79,400.25	01-Dec-2006	6	7.800%	3,331.43
2(A)	0115032476	Jul-2006	01-Mar-2005	NY	83.04	328,000.00	321,637.08	01-Oct-2006	8	6.400%	13,244.23

Structured Asset Investment Loan Trust
Mortgage Pass-Through Certificates
Series 2005-3

Contact: Customer Service - CTSLink
Wells Fargo Bank, N.A.
Securities Administration Services
7485 New Horizon Way
Frederick, MD 21703
www.ctslink.com
Telephone: (301) 815-6600
Fax: (301) 815-6660

23-Aug-2007 10:07:07AM

Foreclosure Loan Detail - All Mortgage Loans in Foreclosure during Current Period

Group	Loan Number	Month Loan Entered FC	First Payment Date	State	LTV at Origination	Original Principal Balance	Current Actual Balance	Paid To Date	Months Delinquent	Current Loan Rate	Approximate Delinquent Interest
2(A)	0115047813	Dec-2006	01-Jan-2005	CA	80.00	256,000.00	250,336.43	01-Mar-2007	3	7.500%	7,392.36
2(B)	0017583683	May-2007	01-Jun-2004	MN	80.00	364,800.00	355,449.98	01-Sep-2006	9	10.250%	24,532.04
2(B)	0019728351	Aug-2007	01-Mar-2005	FL	80.00	136,000.00	135,999.98	01-Mar-2007	3	8.625%	4,604.15
2(B)	0112347901	Aug-2007	01-Jun-2004	GA	80.00	105,200.00	102,057.59	01-Dec-2006	6	10.875%	6,672.99
2(B)	0113797021	Jun-2007	01-Oct-2004	NV	72.09	155,000.00	155,000.00	01-Jan-2007	5	10.375%	8,670.32
2(B)	0113816003	Jun-2007	01-Nov-2004	GA	74.99	97,487.00	96,459.77	01-Jan-2006	17	11.625%	13,979.07
2(B)	0113908065	Jun-2006	01-Nov-2004	NY	80.00	564,000.00	555,589.55	01-May-2006	13	10.125%	66,056.23
2(B)	0114138365	May-2007	01-Dec-2004	OH	84.94	72,202.00	70,450.72	01-Dec-2006	6	10.840%	4,553.58
2(B)	0114148281	Aug-2007	01-Dec-2004	MI	69.34	176,805.00	173,128.90	01-Jun-2006	12	9.730%	14,785.49
2(B)	0114153992	May-2007	01-Dec-2004	MA	85.00	573,750.00	562,967.11	01-Jun-2006	12	10.280%	44,944.23
2(B)	0114356660	Aug-2007	01-Oct-2004	NJ	67.83	175,000.00	170,576.74	01-Mar-2007	3	10.875%	7,367.16
2(B)	0114383151	Jun-2007	01-Dec-2004	FL	100.00	208,000.00	202,410.45	01-Jan-2007	5	9.950%	10,461.38
2(B)	0114422231	Jun-2007	01-Dec-2004	GA	44.40	51,059.00	50,322.54	01-Feb-2007	4	11.875%	2,859.29
2(B)	0114465628	Oct-2006	01-Feb-2005	LA	74.29	52,000.00	51,499.82	01-Jun-2006	12	9.125%	5,160.94
2(B)	0114466394	Apr-2007	01-Feb-2005	PA	80.00	97,600.00	95,460.12	01-Nov-2006	7	6.750%	4,456.43
2(B)	0114466451	Jun-2007	01-Feb-2005	FL	100.00	260,000.00	256,187.36	01-Jan-2007	5	8.875%	10,946.47
2(B)	0114466733	Aug-2007	01-Feb-2005	FL	79.98	143,350.00	139,718.24	01-Mar-2007	3	6.500%	3,485.46
2(B)	0114466758	Aug-2007	01-Jan-2005	PA	90.00	112,500.00	111,041.33	01-Jan-2007	5	9.750%	5,277.55
2(B)	0114466980	Feb-2007	01-Feb-2005	FL	95.00	230,850.00	226,811.77	01-Feb-2007	4	8.625%	8,025.68
2(B)	0114468275	Mar-2007	01-Feb-2005	IN	100.00	117,100.00	115,465.45	01-Jan-2007	5	9.125%	5,797.93
2(B)	0114468739	Jul-2007	01-Feb-2005	KY	80.00	59,200.00	58,372.41	01-May-2006	13	8.250%	5,624.47
2(B)	0114468747	Jul-2007	01-Feb-2005	KY	80.00	59,200.00	58,430.90	01-Jun-2006	12	8.250%	5,257.57
2(B)	0114469331	Jun-2007	01-Feb-2005	LA	75.00	105,000.00	104,375.62	01-Nov-2005	19	8.750%	14,970.97
2(B)	0114469851	Jun-2007	01-Nov-2004	CO	85.00	131,750.00	129,494.33	01-Jan-2007	5	12.750%	8,919.24
2(B)	0114471766	Jun-2007	01-Feb-2005	CA	80.00	444,000.00	444,000.00	01-Jul-2006	11	10.750%	38,202.50
2(B)	0114475825	May-2007	01-Feb-2005	PA	90.00	85,500.00	84,176.15	01-Jan-2007	5	10.625%	4,964.35
2(B)	0114475916	Aug-2007	01-Jan-2005	WI	84.86	471,000.00	461,458.82	01-Nov-2006	7	10.625%	28,363.45
2(B)	0114475973	Sep-2006	01-Nov-2004	MS	80.00	49,600.00	49,212.96	01-Nov-2005	19	11.000%	8,052.03
2(B)	0114476757	Aug-2007	01-Jan-2005	PA	70.00	170,030.00	167,120.96	01-Mar-2007	3	10.500%	6,956.22
2(B)	0114581895	May-2007	01-Feb-2005	CA	90.00	437,400.00	430,060.31	01-Dec-2006	6	11.950%	29,185.66
2(B)	0114582091	May-2007	01-Feb-2005	CA	80.00	340,000.00	340,000.00	01-Oct-2006	8	10.900%	24,366.63
2(B)	0114582182	Mar-2007	01-Feb-2005	CA	90.00	558,000.00	549,001.04	01-Oct-2006	8	11.500%	42,567.82
2(B)	0114584295	Aug-2007	01-Feb-2005	TX	80.00	71,920.00	70,586.47	01-Feb-2007	4	11.500%	3,671.96
2(B)	0114647290	Jul-2007	01-Feb-2005	MO	90.00	37,800.00	37,295.73	01-Mar-2007	3	12.250%	1,749.92
2(B)	0114818347	May-2007	01-Feb-2005	KS	80.00	33,600.00	33,255.70	01-May-2006	13	11.375%	3,862.20
2(B)	0114818545	Oct-2005	01-Feb-2005	OH	55.00	35,000.00	34,700.12	01-May-2005	25	10.880%	5,546.06
2(B)	0114818792	Aug-2007	01-Feb-2005	TX	80.00	36,000.00	35,415.89	01-Feb-2007	4	11.375%	1,923.68
2(B)	0114819485	Jul-2006	01-Feb-2005	TN	84.83	41,950.00	41,547.16	01-Sep-2006	9	12.375%	4,182.13
2(B)	0114819865	Mar-2007	01-Feb-2005	OK	90.00	44,100.00	43,526.62	01-Oct-2006	8	11.875%	3,745.59
2(B)	0114821507	Jan-2007	01-Feb-2005	WA	90.00	58,500.00	57,885.48	01-Jul-2006	11	11.875%	6,275.02

Structured Asset Investment Loan Trust
Mortgage Pass-Through Certificates
Series 2005-3

23-Aug-2007 10:07:07AM

Foreclosure Loan Detail - All Mortgage Loans in Foreclosure during Current Period

Group	Loan Number	Month Loan Entered FC	First Payment Date	State	LTV at Origination	Original Principal Balance	Current Actual Balance	Paid To Date	Months Delinquent	Current Loan Rate	Approximate Delinquent Interest
2(B)	0114821531	Jun-2007	01-Feb-2005	MO	90.00	58,500.00	57,661.60	01-Jan-2007	5	11.875%	3,456.16
2(B)	0114821564	Oct-2006	01-Feb-2005	NC	85.00	58,650.00	58,155.94	01-Dec-2005	18	10.500%	6,123.88
2(B)	0114821655	Jan-2007	01-Feb-2005	MS	85.00	59,500.00	59,260.99	01-Aug-2005	22	11.875%	10,876.46
2(B)	0114821861	May-2007	01-Feb-2005	TX	90.00	60,750.00	59,896.83	01-Nov-2006	7	11.875%	4,698.16
2(B)	0114822356	Aug-2007	01-Jan-2005	SC	85.00	65,450.00	64,416.02	01-Mar-2007	3	11.875%	3,049.05
2(B)	0114823677	Jul-2007	01-Feb-2005	TN	85.00	76,415.00	75,719.44	01-Apr-2006	14	11.875%	9,604.54
2(B)	0114824428	Mar-2007	01-Feb-2005	OH	80.29	83,500.00	82,007.45	01-Feb-2007	4	11.875%	4,356.70
2(B)	0114824535	May-2007	01-Feb-2005	AZ	77.17	84,500.00	82,797.26	01-Dec-2006	6	10.990%	5,087.99
2(B)	0114825169	Jul-2007	01-Feb-2005	WI	85.00	89,250.00	87,411.27	01-Feb-2007	4	11.875%	4,492.10
2(B)	0114825813	Aug-2007	01-Feb-2005	OH	90.00	94,950.00	93,694.07	01-Jul-2006	11	11.990%	9,278.04
2(B)	0114827207	Jun-2007	01-Feb-2005	NJ	85.00	105,400.00	103,651.61	01-Jan-2007	5	11.625%	6,093.30
2(B)	0114827769	Jun-2007	01-Feb-2005	IA	100.00	110,500.00	110,500.00	01-Jan-2007	5	11.875%	6,331.36
2(B)	0114827777	Dec-2006	01-Feb-2005	IL	65.00	110,500.00	109,263.64	01-Oct-2006	8	11.875%	9,685.92
2(B)	0114828155	Jun-2007	01-Feb-2005	OK	85.00	114,325.00	112,516.55	01-Jan-2007	5	11.875%	6,527.11
2(B)	0114828585	Jun-2007	01-Feb-2005	NM	80.00	117,600.00	115,741.74	01-Jan-2007	5	11.375%	7,324.52
2(B)	0114830128	Aug-2007	01-Feb-2005	GA	80.00	131,312.00	128,455.41	01-Mar-2007	3	11.115%	5,247.41
2(B)	0114830177	Aug-2007	01-Feb-2005	UT	80.00	131,600.00	129,632.51	01-Aug-2006	10	11.375%	11,374.48
2(B)	0114830284	Jul-2007	01-Feb-2005	CO	78.57	132,000.00	129,590.14	01-Feb-2007	4	11.625%	6,857.62
2(B)	0114830615	Aug-2007	01-Feb-2005	OH	90.00	135,000.00	133,232.35	01-Sep-2006	9	11.875%	10,768.65
2(B)	0114831001	Aug-2007	01-Feb-2005	MO	90.00	139,500.00	137,067.87	01-Jan-2007	5	11.875%	8,476.75
2(B)	0114831019	Jun-2007	01-Feb-2005	CO	90.00	139,500.00	139,500.00	01-Jan-2007	5	11.625%	7,600.47
2(B)	0114831738	Aug-2007	01-Feb-2005	UT	90.00	145,800.00	142,859.72	01-Mar-2007	3	11.490%	5,443.81
2(B)	0114831787	Aug-2007	01-Feb-2005	TX	73.15	146,300.00	143,707.22	01-Mar-2007	3	11.625%	6,476.07
2(B)	0114831928	May-2007	01-Jan-2005	GA	90.00	148,500.00	145,972.83	01-Dec-2006	6	11.875%	10,498.32
2(B)	0114832223	Dec-2006	01-Feb-2005	FL	80.00	152,000.00	150,720.27	01-Feb-2006	16	11.625%	20,358.34
2(B)	0114833031	Jun-2007	01-Feb-2005	OH	80.00	162,400.00	159,429.14	01-Jan-2007	5	11.375%	9,593.66
2(B)	0114833189	Jul-2007	01-Feb-2005	IL	80.00	164,800.00	162,286.99	01-May-2006	13	10.510%	15,057.46
2(B)	0114834104	Jan-2007	01-Feb-2005	CO	80.00	184,000.00	184,000.00	01-Aug-2006	10	9.990%	13,474.93
2(B)	0114837792	Jun-2007	01-Feb-2005	CA	80.00	288,000.00	288,000.00	01-Jan-2007	5	10.370%	15,141.60
2(B)	0114838188	Feb-2007	01-Feb-2005	OR	80.00	312,000.00	306,708.30	01-Sep-2006	9	11.115%	24,118.32
2(B)	0114839525	Jul-2007	01-Feb-2005	NV	92.64	403,000.00	402,996.77	01-Feb-2007	4	9.745%	16,949.35
2(B)	0114839533	Feb-2007	01-Feb-2005	IL	72.14	404,000.00	397,830.60	01-Aug-2006	10	10.375%	34,165.44
2(B)	0114839590	Jun-2007	01-Feb-2005	CA	80.00	412,000.00	400,338.36	01-Jan-2007	5	10.755%	21,913.82
2(B)	0114839640	Jul-2007	01-Feb-2005	CA	90.00	414,000.00	413,925.48	01-Feb-2007	4	10.370%	16,560.48
2(B)	0114839954	Sep-2006	01-Feb-2005	FL	80.00	438,400.00	431,275.01	01-Dec-2006	6	11.875%	29,657.51
2(B)	0114840127	May-2007	01-Feb-2005	FL	75.00	450,000.00	441,146.31	01-Dec-2006	6	11.115%	27,477.35
2(B)	0114840648	Aug-2007	01-Feb-2005	CA	77.09	524,200.00	512,627.83	01-Feb-2007	4	10.880%	24,433.93
2(B)	0114841133	Nov-2006	01-Feb-2005	OH	85.00	620,500.00	609,891.23	01-Jun-2006	12	10.500%	53,513.53
2(B)	0114841240	Jul-2007	01-Feb-2005	CA	50.75	642,000.00	627,465.90	01-Feb-2007	4	10.745%	29,483.52
2(B)	0114841273	Mar-2007	01-Feb-2005	CA	75.00	648,750.00	635,731.26	01-Oct-2006	8	10.495%	43,236.70

Structured Asset Investment Loan Trust
Mortgage Pass-Through Certificates
Series 2005-3

Contact: Customer Service - CTSLink
Wells Fargo Bank, N.A.
Securities Administration Services
7485 New Horizon Way
Frederick, MD 21703
www.ctslink.com
Telephone: (301) 815-6600
Fax: (301) 815-6660

23-Aug-2007 10:07:07AM

Foreclosure Loan Detail - All Mortgage Loans in Foreclosure during Current Period

Group	Loan Number	Month Loan Entered FC	First Payment Date	State	LTV at Origination	Original Principal Balance	Current Actual Balance	Paid To Date	Months Delinquent	Current Loan Rate	Approximate Delinquent Interest
2(B)	0114841513	Jun-2007	01-Feb-2005	CA	79.96	750,000.00	734,535.99	01-Jan-2007	5	11.240%	42,277.86
2(B)	0114841596	Jun-2007	01-Feb-2005	NC	76.85	83,000.00	82,873.82	01-Jan-2007	5	11.375%	5,099.84
2(B)	0114841968	Jun-2007	01-Feb-2005	CO	80.00	164,000.00	163,993.00	01-Jan-2007	5	10.500%	8,746.31
2(B)	0114842016	Mar-2007	01-Feb-2005	CO	95.00	172,900.00	172,899.28	01-Oct-2006	8	10.375%	10,067.13
2(B)	0114842917	Aug-2007	01-Feb-2005	CA	80.00	340,000.00	340,000.00	01-Feb-2007	4	10.255%	15,166.81
2(B)	0114843618	Aug-2007	01-Feb-2005	CA	80.00	452,000.00	451,194.60	01-Mar-2007	3	9.505%	15,425.20
2(B)	0114844053	Feb-2007	01-Feb-2005	CA	85.00	718,176.05	718,143.06	01-Dec-2006	6	11.125%	39,675.01
2(B)	0114845498	Aug-2007	01-Feb-2005	TN	85.00	63,750.00	62,517.79	01-Mar-2007	3	11.875%	2,828.13
2(B)	0114846124	Mar-2007	01-Feb-2005	MS	90.00	82,800.00	81,780.65	01-Oct-2006	8	11.875%	7,247.40
2(B)	0114847254	Jul-2007	01-Mar-2005	UT	90.00	113,400.00	111,565.12	01-Feb-2007	4	11.375%	6,059.93
2(B)	0114850514	Jun-2007	01-Mar-2005	MA	80.00	456,000.00	446,397.47	01-Jan-2007	5	9.755%	22,933.35
2(B)	0114850670	Nov-2006	01-Mar-2005	NY	88.76	750,000.00	741,700.27	01-Jun-2006	12	11.255%	68,481.53
2(B)	0114922982	May-2007	01-Mar-2005	CA	80.00	551,920.00	551,919.99	01-Dec-2006	6	8.250%	26,676.10
2(B)	0114923501	Aug-2007	01-Mar-2005	CA	80.00	532,000.00	531,847.27	01-Sep-2006	9	8.890%	36,471.45
2(B)	0114926645	May-2007	01-Mar-2005	IL	100.00	57,000.00	55,931.99	01-Dec-2006	6	9.950%	2,924.44
2(B)	0114927049	Jun-2007	01-Mar-2005	IL	85.00	36,125.00	35,536.05	01-Jan-2007	5	8.100%	1,357.65
2(B)	0114927254	Jul-2007	01-Mar-2005	CA	80.00	586,320.00	586,320.00	01-Feb-2007	4	8.250%	22,719.90
2(B)	0114927619	Mar-2007	01-Mar-2005	CA	80.00	362,000.00	361,999.99	01-Jan-2007	5	9.700%	18,824.04
2(B)	0114929946	Jun-2007	01-Mar-2005	CA	80.00	372,000.00	368,694.34	01-Nov-2005	19	8.150%	39,699.77
2(B)	0114930258	Jun-2007	01-Mar-2005	CA	76.92	400,000.00	400,000.00	01-Oct-2006	8	8.600%	24,333.32
2(B)	0114930316	Mar-2007	01-Mar-2005	CA	80.00	519,200.00	519,199.94	01-Sep-2006	9	7.750%	30,178.54
2(B)	0114931546	Jul-2007	01-Mar-2005	CA	100.00	374,900.00	374,899.99	01-Apr-2007	2	10.500%	11,203.24
2(B)	0114933377	Aug-2007	01-Mar-2005	FL	79.87	499,200.00	488,865.47	01-Mar-2007	3	9.250%	17,800.35
2(B)	0114933591	Apr-2007	01-Mar-2005	TX	65.00	24,050.00	23,872.40	01-Nov-2006	7	12.375%	2,064.69
2(B)	0114933674	Mar-2007	01-Feb-2005	TX	80.00	197,592.00	192,917.93	01-Apr-2007	2	9.900%	5,556.50
2(B)	0114944606	Jun-2006	01-Mar-2005	NY	90.00	441,000.00	437,321.46	01-Jan-2006	17	9.550%	45,669.71
2(B)	0114945702	Nov-2006	01-Mar-2005	WI	90.00	33,300.00	32,955.07	01-Jun-2006	12	10.700%	3,050.35
2(B)	0114945736	Dec-2006	01-Mar-2005	WI	90.00	34,200.00	33,930.38	01-May-2006	13	10.875%	4,021.22
2(B)	0114946361	Nov-2006	01-Mar-2005	WI	80.00	62,400.00	61,956.16	01-May-2006	13	11.950%	7,908.89
2(B)	0114947112	May-2007	01-Mar-2005	MS	90.00	67,725.00	66,676.64	01-Jan-2007	5	10.875%	3,922.01
2(B)	0114949670	Jul-2007	01-Mar-2005	CA	80.00	389,600.00	389,594.02	01-Feb-2007	4	8.300%	15,194.16
2(B)	0114950439	Aug-2007	01-Feb-2005	CA	80.00	612,000.00	596,846.75	01-Mar-2007	3	9.450%	20,236.65
2(B)	0114953664	Jul-2007	01-Mar-2005	IL	75.00	131,250.00	129,193.39	01-Feb-2007	4	10.375%	6,365.08
2(B)	0114955131	Dec-2006	01-Mar-2005	IL	100.00	45,000.00	44,473.53	01-Jul-2006	11	10.375%	4,344.63
2(B)	0114955552	Aug-2007	01-Mar-2005	NJ	65.00	146,250.00	144,390.47	01-Mar-2007	3	11.740%	6,756.95
2(B)	0114958127	Aug-2007	01-Mar-2005	CA	82.80	517,500.00	517,469.97	01-Mar-2007	3	8.890%	15,744.00
2(B)	0114958697	Aug-2007	01-Mar-2005	CA	62.73	207,000.00	204,240.36	01-Mar-2007	3	11.900%	9,694.02
2(B)	0114960131	Jul-2007	01-Mar-2005	CA	90.00	414,000.00	414,000.00	01-Feb-2007	4	9.350%	16,177.02
2(B)	0114962624	Jul-2007	01-Mar-2005	UT	90.00	120,600.00	118,787.11	01-Feb-2007	4	10.750%	5,435.15
2(B)	0114964141	Aug-2007	01-Feb-2005	CA	100.00	250,000.00	250,000.00	01-Mar-2007	3	11.640%	9,692.73

Structured Asset Investment Loan Trust
Mortgage Pass-Through Certificates
Series 2005-3

Contact: Customer Service - CTSLink
Wells Fargo Bank, N.A.
Securities Administration Services
7485 New Horizon Way
Frederick, MD 21703
www.ctslink.com
Telephone: (301) 815-6600
Fax: (301) 815-6660

23-Aug-2007 10:07:07AM

Foreclosure Loan Detail - All Mortgage Loans in Foreclosure during Current Period

Group	Loan Number	Month Loan Entered FC	First Payment Date	State	LTV at Origination	Original Principal Balance	Current Actual Balance	Paid To Date	Months Delinquent	Current Loan Rate	Approximate Delinquent Interest
2(B)	0114965478	Jun-2007	01-Mar-2005	AZ	80.00	424,000.00	413,652.66	01-Jan-2007	5	7.990%	17,334.66
2(B)	0114965791	Jul-2007	01-Mar-2005	CA	85.00	624,750.00	611,721.48	01-Feb-2007	4	9.050%	22,785.49
2(B)	0114966195	Jul-2007	01-Mar-2005	NY	100.00	475,000.00	474,729.52	01-Mar-2005	27	10.800%	87,315.85
2(B)	0114966419	Jan-2007	01-Mar-2005	MO	85.00	162,350.00	160,988.56	01-Mar-2006	15	10.400%	19,514.45
2(B)	0114967474	Jun-2007	01-Mar-2005	MO	90.00	98,010.00	96,603.02	01-Dec-2006	6	10.750%	6,265.98
2(B)	0114997711	Jul-2007	01-Feb-2005	NC	80.00	96,000.00	94,132.52	01-Feb-2007	4	10.750%	4,786.89
2(B)	0114997943	Aug-2007	01-Mar-2005	LA	80.00	173,200.00	168,415.25	01-Apr-2007	2	9.400%	5,047.70
2(B)	0114998099	Aug-2007	01-Mar-2005	LA	95.00	210,900.00	207,852.97	01-Feb-2007	4	11.950%	11,992.26
2(B)	0114998412	Jun-2007	01-Feb-2005	CA	80.00	424,000.00	423,985.67	01-Jan-2007	5	9.875%	23,434.04
2(B)	0115000317	May-2007	01-Mar-2005	CA	80.00	479,200.00	470,920.10	01-Dec-2006	6	9.500%	26,966.83
2(B)	0115002990	Aug-2007	01-Mar-2005	TN	95.00	52,250.00	51,360.52	01-Apr-2007	2	11.375%	1,691.58
2(B)	0115006850	Apr-2007	01-Feb-2005	TX	90.00	94,500.00	93,299.59	01-Oct-2006	8	11.375%	7,956.11
2(B)	0115007668	Aug-2007	01-Mar-2005	WI	95.00	128,250.00	126,677.85	01-Apr-2007	2	13.625%	5,581.90
2(B)	0115007890	Aug-2007	01-Feb-2005	MN	95.00	208,192.00	204,138.40	01-Apr-2007	2	11.375%	6,465.57
2(B)	0115008401	Aug-2007	01-Feb-2005	OH	75.00	158,250.00	155,420.37	01-Apr-2007	2	11.625%	5,763.10
2(B)	0115009409	Aug-2007	01-Feb-2005	NY	78.13	100,000.00	97,153.79	01-Mar-2007	3	9.850%	3,496.57
2(B)	0115010217	Apr-2007	01-Feb-2005	PA	80.00	147,200.00	144,919.10	01-Apr-2006	14	9.875%	13,328.65
2(B)	0115015273	May-2006	01-Feb-2005	NY	64.52	1,000,000.00	989,644.60	01-Jan-2006	17	10.500%	118,624.34
2(B)	0115015679	Aug-2007	01-Feb-2005	NJ	80.00	142,400.00	139,543.65	01-Feb-2007	4	11.500%	7,212.31
2(B)	0115020752	Aug-2007	01-Mar-2005	CO	80.00	134,400.00	131,689.23	01-Mar-2007	3	10.500%	5,536.34
2(B)	0115021321	Mar-2007	01-Mar-2005	NY	60.45	81,000.00	80,822.29	01-Aug-2005	22	13.990%	18,276.96
2(B)	0115022360	Jul-2006	01-Feb-2005	NY	90.00	457,200.00	452,579.36	01-Mar-2006	15	11.750%	49,070.49
2(B)	0115022634	Apr-2007	01-Feb-2005	NY	90.00	297,000.00	292,114.02	01-Aug-2006	10	10.990%	21,474.78
2(B)	0115023723	Aug-2007	01-Mar-2005	SC	80.00	125,320.00	123,826.34	01-Jul-2006	11	10.625%	11,802.01
2(B)	0115024002	Apr-2007	01-Feb-2005	TX	55.17	400,000.00	396,162.01	01-Nov-2006	7	13.500%	36,638.27
2(B)	0115024309	Aug-2007	01-Feb-2005	TX	50.00	75,000.00	72,264.34	01-Apr-2007	2	15.250%	3,567.01
2(B)	0115025116	Aug-2007	01-Feb-2005	MI	95.00	169,100.00	165,584.81	01-Feb-2007	4	10.500%	8,144.04
2(B)	0115025694	Aug-2007	01-Mar-2005	MI	80.00	88,525.00	86,648.39	01-Apr-2007	2	10.125%	2,806.56
2(B)	0115026494	Jun-2007	01-Mar-2005	FL	81.88	136,000.00	133,930.96	01-Feb-2007	4	11.700%	6,867.24
2(B)	0115028631	Feb-2007	01-Jan-2005	LA	90.00	238,500.00	237,514.82	01-Aug-2005	22	13.125%	47,570.70
2(B)	0115030447	Apr-2007	01-Mar-2005	IN	82.00	118,900.00	117,386.42	01-Oct-2006	8	11.600%	8,692.38
2(B)	0115030652	Aug-2007	01-Mar-2005	IN	85.00	141,950.00	140,797.00	01-Feb-2006	16	11.150%	18,360.56
2(B)	0115033342	Jun-2007	01-Feb-2005	CA	84.40	211,000.00	206,067.69	01-Dec-2006	6	6.190%	6,434.29
2(B)	0115033441	Jun-2007	01-Feb-2005	CA	80.00	348,000.00	347,998.00	01-Feb-2007	4	9.125%	14,855.18
2(B)	0115035198	Oct-2006	01-Feb-2005	FL	90.00	103,500.00	102,477.91	01-May-2006	13	12.125%	11,383.52
2(B)	0115035230	Aug-2007	01-Jan-2005	IN	90.00	88,200.00	86,491.02	01-Apr-2007	2	10.500%	2,596.19
2(B)	0115036626	May-2007	01-Mar-2005	CA	66.67	400,020.00	392,700.46	01-Sep-2006	9	9.850%	28,971.47
2(B)	0115038622	Jun-2007	01-Feb-2005	CA	79.12	360,000.00	358,845.89	01-Jan-2007	5	9.125%	18,039.42
2(B)	0115038796	Jul-2007	01-Feb-2005	CA	80.00	880,000.00	879,731.60	01-Dec-2006	6	9.250%	48,935.11
2(B)	0115039034	Jul-2007	01-Feb-2005	CA	75.00	397,500.00	387,417.94	01-Jan-2007	5	9.990%	19,695.26

Structured Asset Investment Loan Trust
Mortgage Pass-Through Certificates
Series 2005-3

Contact: Customer Service - CTSLink
Wells Fargo Bank, N.A.
Securities Administration Services
7485 New Horizon Way
Frederick, MD 21703
www.ctslink.com
Telephone: (301) 815-6600
Fax: (301) 815-6660

23-Aug-2007 10:07:07AM

Foreclosure Loan Detail - All Mortgage Loans in Foreclosure during Current Period

Group	Loan Number	Month Loan Entered FC	First Payment Date	State	LTV at Origination	Original Principal Balance	Current Actual Balance	Paid To Date	Months Delinquent	Current Loan Rate	Approximate Delinquent Interest
2(B)	0115043820	Aug-2007	01-Feb-2005	IA	90.00	114,300.00	112,319.01	01-Apr-2007	2	11.875%	4,160.13
2(B)	0115047359	Apr-2007	01-Jan-2005	FL	90.00	378,900.00	378,900.00	01-Oct-2005	20	11.450%	50,087.49
2(B)	0115048936	Aug-2007	01-Jan-2005	FL	80.00	336,000.00	328,029.76	01-Apr-2007	2	7.250%	7,479.35
2(B)	0115049801	Jul-2007	01-Feb-2005	MI	83.13	199,500.00	195,351.39	01-Feb-2007	4	10.375%	8,567.29
3(A)	0030068985	Mar-2007	01-Mar-2005	NJ	75.00	386,250.00	379,231.21	01-Oct-2006	8	6.750%	19,663.09
3(A)	0114140650	Jul-2007	01-Dec-2004	PA	69.02	95,241.00	92,982.05	01-Feb-2007	4	7.260%	3,135.32
3(A)	0114468176	Jul-2006	01-Feb-2005	FL	90.00	126,000.00	125,295.54	01-Feb-2006	16	10.375%	16,546.24
3(A)	0114469216	Jul-2007	01-Feb-2005	FL	80.00	91,600.00	90,103.41	01-Jan-2007	5	8.750%	4,326.92
3(A)	0114620420	Feb-2006	01-Feb-2005	FL	20.00	64,000.00	63,408.62	01-Sep-2005	21	11.250%	12,878.09
3(A)	0114924228	Apr-2007	01-Mar-2005	PA	100.00	63,000.00	62,885.87	01-May-2005	25	8.550%	9,767.30
3(A)	0114935042	Apr-2007	01-Mar-2005	MI	85.00	43,350.00	42,753.17	01-Mar-2007	3	9.425%	1,394.31
3(A)	0114939739	Jul-2007	01-Mar-2005	TX	80.00	71,200.00	76,317.73	01-May-2006	13	9.990%	9,020.36
3(A)	0114939960	May-2007	01-Feb-2005	TX	41.67	25,000.00	23,603.36	01-Dec-2006	6	10.450%	1,549.12
3(A)	0114940430	Dec-2006	01-Mar-2005	TX	66.67	32,000.00	31,760.70	01-Jul-2006	11	10.350%	3,379.12
3(A)	0114955867	Feb-2007	01-Mar-2005	PA	60.00	30,000.00	29,667.30	01-Aug-2006	10	9.000%	2,512.66
3(A)	0114955917	Jul-2007	01-Mar-2005	PA	70.00	27,300.00	25,371.24	01-Mar-2007	3	9.300%	923.99
3(A)	0114956675	Mar-2007	01-Mar-2005	OR	85.00	152,150.00	149,685.69	01-Sep-2006	9	7.450%	8,007.97
3(A)	0114966708	Apr-2007	01-Mar-2005	AR	95.00	53,200.00	52,501.13	01-Nov-2006	7	8.700%	2,792.59
3(B)	0018644971	Aug-2007	01-Dec-2004	VA	80.00	264,000.00	263,898.25	01-Feb-2007	4	10.375%	12,040.35
3(B)	0018927111	Jun-2007	01-Feb-2005	MN	90.00	234,000.00	233,999.98	01-Jan-2007	5	10.375%	11,701.72
3(B)	0113616312	May-2007	01-Sep-2004	FL	95.00	121,125.00	119,008.11	01-Dec-2006	6	10.875%	7,405.50
3(B)	0114138878	Apr-2007	01-Nov-2004	TX	79.99	76,995.00	75,838.78	01-May-2006	13	11.740%	8,966.06
3(B)	0114140973	Aug-2007	01-Dec-2004	TN	80.00	99,597.00	97,634.69	01-Oct-2006	8	7.110%	5,355.00
3(B)	0114143290	Mar-2007	01-Nov-2004	TX	79.79	119,681.00	116,986.66	01-Oct-2006	8	10.640%	9,275.30
3(B)	0114147739	Aug-2007	01-Dec-2004	TX	74.90	168,530.00	164,266.85	01-Mar-2007	3	10.540%	6,590.03
3(B)	0114158827	Feb-2007	01-Nov-2004	IL	79.47	151,000.00	147,920.15	01-Sep-2006	9	11.365%	13,458.48
3(B)	0114159825	Aug-2007	01-Jan-2005	MA	85.00	223,539.00	218,511.17	01-Jan-2007	5	10.780%	10,854.28
3(B)	0114427446	Jun-2007	01-Jan-2005	GA	74.98	119,221.00	116,383.85	01-Mar-2007	3	10.740%	4,669.13
3(B)	0114433253	Jun-2007	01-Jan-2005	IL	94.69	203,592.00	199,085.01	01-Jan-2007	5	10.865%	9,926.67
3(B)	0114433444	May-2007	01-Jan-2005	MA	87.40	209,756.00	204,861.63	01-Dec-2006	6	10.490%	11,181.44
3(B)	0114435886	Jun-2007	01-Dec-2004	IL	89.99	314,951.00	307,969.83	01-Jan-2007	5	10.990%	15,932.08
3(B)	0114445026	Aug-2007	01-Jan-2005	MN	65.00	85,147.00	82,875.15	01-Mar-2007	3	10.120%	3,110.49
3(B)	0114446214	May-2007	01-Dec-2004	OR	80.00	112,000.00	109,639.41	01-Oct-2006	8	10.750%	8,424.89
3(B)	0114447113	Nov-2006	01-Jan-2005	TX	79.92	130,276.00	128,051.41	01-Jun-2006	12	10.490%	11,647.46
3(B)	0114467210	Jul-2007	01-Feb-2005	IN	80.00	70,800.00	68,196.41	01-Feb-2007	4	7.000%	2,210.40
3(B)	0114469067	Aug-2007	01-Feb-2005	MI	80.00	126,400.00	123,942.62	01-Mar-2007	3	7.875%	3,802.28
3(B)	0114470594	Aug-2007	01-Feb-2005	CA	80.00	276,000.00	275,977.10	01-Mar-2007	3	10.875%	11,010.33
3(B)	0114472152	Jun-2007	01-Jan-2005	IL	89.85	274,500.00	268,712.47	01-Jan-2007	5	10.625%	13,666.05
3(B)	0114475858	Aug-2007	01-Dec-2004	PA	90.00	53,910.00	52,859.02	01-Mar-2007	3	10.625%	2,227.74
3(B)	0114476104	Apr-2007	01-Jan-2005	KY	79.99	183,900.00	183,849.70	01-Nov-2006	7	10.550%	12,325.65

Structured Asset Investment Loan Trust
Mortgage Pass-Through Certificates
Series 2005-3

Contact: Customer Service - CTSLink
Wells Fargo Bank, N.A.
Securities Administration Services
7485 New Horizon Way
Frederick, MD 21703
www.ctslink.com
Telephone: (301) 815-6600
Fax: (301) 815-6660

23-Aug-2007 10:07:07AM

Foreclosure Loan Detail - All Mortgage Loans in Foreclosure during Current Period

Group	Loan Number	Month Loan Entered FC	First Payment Date	State	LTV at Origination	Original Principal Balance	Current Actual Balance	Paid To Date	Months Delinquent	Current Loan Rate	Approximate Delinquent Interest
3(B)	0114583198	Aug-2007	01-Feb-2005	CA	80.00	289,600.00	289,570.09	01-Feb-2007	4	10.550%	13,344.40
3(B)	0114619695	Apr-2007	01-Feb-2005	NY	95.00	403,750.00	402,197.26	01-Nov-2006	7	8.050%	19,652.31
3(B)	0114816812	Aug-2007	01-Feb-2005	CA	80.00	226,120.00	225,776.31	01-Mar-2007	3	10.350%	8,502.60
3(B)	0114825383	Aug-2007	01-Feb-2005	MI	90.00	91,800.00	89,761.01	01-Mar-2007	3	10.990%	3,213.48
3(B)	0114829815	Aug-2007	01-Feb-2005	TX	90.00	128,250.00	126,070.25	01-Mar-2007	3	11.875%	5,808.51
3(B)	0114832082	Apr-2007	01-Feb-2005	ME	75.00	150,000.00	146,857.35	01-Jan-2007	5	11.120%	8,349.77
3(B)	0114832991	May-2007	01-Feb-2005	UT	90.00	162,000.00	159,239.16	01-Jan-2007	5	11.625%	9,054.14
3(B)	0114834807	Jul-2007	01-Feb-2005	OH	90.00	198,000.00	194,106.75	01-Feb-2007	4	11.500%	8,799.82
3(B)	0114834831	Dec-2006	01-Feb-2005	OH	90.00	198,000.00	195,209.77	01-Jul-2006	11	11.500%	18,290.90
3(B)	0114835275	Jul-2007	01-Feb-2005	CO	87.76	208,000.00	204,273.30	01-Feb-2007	4	11.875%	10,852.13
3(B)	0114836604	Apr-2007	01-Feb-2005	NH	75.00	240,000.00	236,960.79	01-Jun-2006	12	11.740%	24,232.70
3(B)	0114836620	Feb-2007	01-Feb-2005	OH	84.21	240,000.00	234,848.15	01-Oct-2006	8	11.875%	17,640.83
3(B)	0114836984	Aug-2007	01-Feb-2005	CO	85.00	255,000.00	250,650.08	01-Dec-2006	6	11.625%	15,003.35
3(B)	0114840200	Jun-2007	01-Feb-2005	CA	85.00	460,020.00	450,318.06	01-Jan-2007	5	10.990%	22,408.12
3(B)	0114844673	Apr-2007	01-Feb-2005	OH	63.24	43,000.00	42,283.67	01-Nov-2006	7	11.125%	3,041.43
3(B)	0114845332	Jan-2007	01-Mar-2005	FL	84.29	59,000.00	58,474.88	01-Apr-2006	14	11.490%	6,224.78
3(B)	0114845449	Jul-2007	01-Mar-2005	MS	85.00	62,475.00	61,782.08	01-May-2006	13	10.740%	6,480.52
3(B)	0114846769	Aug-2007	01-Mar-2005	TX	79.95	99,700.00	98,052.34	01-Nov-2006	7	10.740%	6,775.04
3(B)	0114847353	Aug-2007	01-Feb-2005	MO	80.00	117,200.00	114,545.56	01-Mar-2007	3	10.875%	4,564.52
3(B)	0114847627	Jan-2007	01-Mar-2005	IL	95.00	125,400.00	123,416.45	01-Aug-2006	10	9.880%	9,674.43
3(B)	0114847999	Jun-2007	01-Feb-2005	WA	80.00	140,800.00	138,173.36	01-Jan-2007	5	11.375%	8,314.60
3(B)	0114848062	Feb-2007	01-Mar-2005	OH	68.72	145,000.00	142,341.97	01-Jan-2007	5	10.490%	7,923.98
3(B)	0114848575	Aug-2006	01-Feb-2005	WA	85.00	167,450.00	163,998.78	01-Dec-2006	6	10.870%	9,946.48
3(B)	0114848823	Jan-2007	01-Mar-2005	FL	80.00	183,920.00	180,785.87	01-Aug-2006	10	9.990%	14,370.23
3(B)	0114850092	May-2007	01-Feb-2005	NV	89.94	325,000.00	317,592.22	01-Dec-2006	6	10.740%	16,687.89
3(B)	0114850142	Dec-2006	01-Mar-2005	NY	90.00	343,800.00	343,238.77	01-Apr-2005	26	10.490%	52,240.11
3(B)	0114850365	Jul-2007	01-Mar-2005	CA	75.00	393,750.00	385,060.68	01-Mar-2007	3	9.990%	15,209.01
3(B)	0114922818	Jul-2007	01-Mar-2005	CA	80.00	352,000.00	343,737.39	01-Mar-2007	3	6.650%	8,789.98
3(B)	0114924129	Aug-2007	01-Mar-2005	DE	74.15	152,000.00	148,575.90	01-Mar-2007	3	8.800%	5,131.07
3(B)	0114927361	Jun-2007	01-Mar-2005	CA	80.00	348,000.00	348,000.00	01-Jan-2007	5	7.900%	14,442.00
3(B)	0114929086	May-2007	01-Mar-2005	IL	74.77	400,000.00	394,314.79	01-Nov-2006	7	10.300%	26,936.55
3(B)	0114929615	Jul-2007	01-Mar-2005	CA	80.00	311,920.00	311,173.97	01-Feb-2007	4	8.950%	13,147.08
3(B)	0114932205	Jun-2007	01-Mar-2005	CA	80.00	269,600.00	269,600.00	01-Jan-2007	5	8.950%	12,839.74
3(B)	0114932544	Jun-2007	01-Feb-2005	CA	90.00	351,326.00	343,930.01	01-Jan-2007	5	10.000%	15,232.02
3(B)	0114932767	Jul-2007	01-Feb-2005	CA	80.00	208,000.00	208,000.00	01-Feb-2007	4	9.150%	8,129.33
3(B)	0114933740	Apr-2006	01-Mar-2005	TX	80.00	72,000.00	71,131.32	01-Oct-2006	8	11.100%	5,793.26
3(B)	0114934060	Jul-2007	01-Mar-2005	CO	85.00	242,250.00	239,405.08	01-Jul-2006	11	10.125%	22,069.40
3(B)	0114936198	Jun-2007	01-Mar-2005	CA	80.00	329,600.00	329,600.00	01-Nov-2006	7	9.463%	20,508.57
3(B)	0114937915	Dec-2006	01-Mar-2005	CT	88.70	122,400.00	120,467.15	01-Nov-2006	7	9.800%	6,844.23
3(B)	0114941172	Mar-2007	01-Feb-2005	NY	90.00	450,000.00	443,666.57	01-Oct-2006	8	11.350%	30,649.01

Structured Asset Investment Loan Trust
Mortgage Pass-Through Certificates
Series 2005-3

Contact: Customer Service - CTSLink
Wells Fargo Bank, N.A.
Securities Administration Services
7485 New Horizon Way
Frederick, MD 21703
www.ctslink.com
Telephone: (301) 815-6600
Fax: (301) 815-6660

23-Aug-2007 10:07:07AM

Foreclosure Loan Detail - All Mortgage Loans in Foreclosure during Current Period

Group	Loan Number	Month Loan Entered FC	First Payment Date	State	LTV at Origination	Original Principal Balance	Current Actual Balance	Paid To Date	Months Delinquent	Current Loan Rate	Approximate Delinquent Interest
3(B)	0114941594	Sep-2005	01-Mar-2005	NY	79.25	210,000.00	209,896.70	01-Mar-2005	27	10.875%	46,738.41
3(B)	0114942220	Aug-2007	01-Mar-2005	NV	95.00	267,900.00	267,900.00	01-Mar-2007	3	9.350%	8,723.50
3(B)	0114943046	Jul-2007	01-Mar-2005	NV	90.00	180,000.00	180,000.00	01-Feb-2007	4	8.550%	6,313.50
3(B)	0114943434	Mar-2007	01-Feb-2005	OK	80.00	104,000.00	102,092.41	01-Oct-2006	8	9.975%	6,758.11
3(B)	0114944978	Jul-2007	01-Feb-2005	NY	90.00	344,700.00	338,471.20	01-Feb-2007	4	10.990%	14,570.17
3(B)	0114946940	Jun-2007	01-Mar-2005	MN	80.00	138,400.00	135,242.80	01-Feb-2007	4	8.575%	5,450.51
3(B)	0114947120	Jul-2007	01-Mar-2005	MN	90.00	157,500.00	154,251.31	01-Feb-2007	4	9.475%	6,073.59
3(B)	0114949886	Jun-2007	01-Mar-2005	CA	90.00	247,500.00	247,499.59	01-Jan-2007	5	10.365%	12,259.32
3(B)	0114950843	Aug-2007	01-Mar-2005	IN	85.00	106,250.00	103,939.85	01-Mar-2007	3	8.990%	3,201.36
3(B)	0114952443	Mar-2007	01-Mar-2005	PA	80.00	68,000.00	67,358.71	01-Oct-2006	8	12.200%	6,105.11
3(B)	0114952963	Jul-2007	01-Feb-2005	NJ	85.00	318,750.00	314,174.84	01-Oct-2006	8	11.250%	21,441.24
3(B)	0114954266	Dec-2006	01-Feb-2005	IL	90.00	27,000.00	26,491.49	01-Dec-2006	6	10.350%	1,354.67
3(B)	0114955354	Mar-2007	01-Mar-2005	IL	80.00	368,000.00	363,218.56	01-Oct-2006	8	8.490%	24,105.75
3(B)	0114958655	Jul-2007	01-Mar-2005	CA	89.68	278,000.00	273,225.56	01-Oct-2006	8	9.050%	15,226.80
3(B)	0114958671	Aug-2007	01-Mar-2005	CA	100.00	384,000.00	383,954.97	01-Mar-2007	3	10.150%	13,782.41
3(B)	0114959323	May-2007	01-Mar-2005	IL	85.00	178,500.00	175,531.74	01-Dec-2006	6	9.850%	9,060.29
3(B)	0114960057	Jul-2007	01-Mar-2005	CA	80.00	382,400.00	382,221.50	01-Feb-2007	4	8.700%	15,671.10
3(B)	0114960099	Jun-2007	01-Mar-2005	CA	100.00	357,000.00	357,000.00	01-Jan-2007	5	10.100%	17,241.63
3(B)	0114962822	Aug-2007	01-Mar-2005	IL	95.00	112,100.00	110,783.69	01-Jun-2006	12	9.800%	9,156.41
3(B)	0114965254	Aug-2007	01-Mar-2005	FL	90.00	166,950.00	162,565.52	01-Mar-2007	3	8.000%	4,372.01
3(B)	0114966138	Jan-2006	01-Mar-2005	NY	80.00	236,000.00	235,033.88	01-Aug-2005	22	10.000%	37,277.71
3(B)	0114966161	Nov-2005	01-Mar-2005	NY	80.00	400,000.00	398,830.87	01-Jun-2005	24	9.625%	64,895.14
3(B)	0114969033	Jul-2007	01-Mar-2005	NY	88.24	90,000.00	88,525.89	01-Jan-2007	5	10.075%	4,227.11
3(B)	0115015422	Oct-2006	01-Feb-2005	NJ	75.00	262,500.00	258,555.36	01-Jun-2006	12	10.750%	24,025.08
4(A)	0115004665	Aug-2007	01-Mar-2005	MD	90.00	72,900.00	72,187.36	01-Feb-2007	4	10.950%	3,411.26
4(A)	0115005779	Jul-2007	01-Feb-2005	IN	86.02	80,000.00	78,858.76	01-Feb-2007	4	9.350%	3,095.03
4(A)	0115007049	Aug-2007	01-Mar-2005	TX	80.00	96,000.00	94,529.22	01-Apr-2007	2	9.500%	2,864.70
4(A)	0115007106	Jun-2007	01-Mar-2005	TX	74.91	129,600.00	128,036.90	01-Feb-2007	4	9.850%	6,041.14
4(A)	0115028953	Jul-2007	01-Feb-2005	LA	75.00	76,500.00	76,287.12	01-Jul-2005	23	9.875%	15,004.67
4(A)	0115028995	Jul-2007	01-Mar-2005	TN	90.00	87,300.00	86,331.84	01-Dec-2006	6	9.900%	4,832.04
4(A)	0115029324	Jul-2007	01-Mar-2005	LA	85.00	131,750.00	130,114.17	01-Jan-2007	5	9.675%	6,202.96
4(A)	0115030363	Feb-2007	01-Feb-2005	OH	80.00	100,000.00	99,890.65	01-Apr-2005	26	10.940%	24,507.68
4(A)	0115034282	Jun-2007	01-Mar-2005	TX	80.00	67,600.00	66,593.82	01-Feb-2007	4	8.800%	2,792.07
4(B)	0114996291	Nov-2006	01-Feb-2005	NY	83.29	354,000.00	343,416.57	01-Apr-2007	2	9.490%	8,352.46
4(B)	0114996648	Apr-2007	01-Mar-2005	CT	90.00	211,500.00	222,862.98	01-Sep-2006	9	7.750%	12,847.75
4(B)	0114997315	Dec-2006	01-Mar-2005	NH	80.00	217,600.00	214,476.70	01-Nov-2006	7	11.250%	15,802.53
4(B)	0114997364	May-2007	01-Feb-2005	AZ	43.53	74,000.00	72,191.15	01-Dec-2006	6	10.250%	4,338.51
4(B)	0114999600	Aug-2007	01-Feb-2005	NV	74.78	258,000.00	253,244.78	01-Dec-2006	6	11.000%	16,636.43
4(B)	0115000473	Aug-2007	01-Mar-2005	NV	70.00	262,500.00	262,225.85	01-Apr-2007	2	8.625%	7,189.36
4(B)	0115002891	Jun-2007	01-Feb-2005	GA	80.00	101,600.00	99,270.82	01-Apr-2007	2	10.500%	3,200.37

Structured Asset Investment Loan Trust
Mortgage Pass-Through Certificates
Series 2005-3

23-Aug-2007 10:07:07AM

Foreclosure Loan Detail - All Mortgage Loans in Foreclosure during Current Period

Group	Loan Number	Month Loan Entered FC	First Payment Date	State	LTV at Origination	Original Principal Balance	Current Actual Balance	Paid To Date	Months Delinquent	Current Loan Rate	Approximate Delinquent Interest
4(B)	0115003394	Sep-2006	01-Feb-2005	OH	80.00	119,760.00	118,525.73	01-Apr-2006	14	10.750%	14,146.06
4(B)	0115003402	May-2007	01-Mar-2005	PA	90.00	76,500.00	75,468.15	01-Oct-2006	8	11.250%	5,380.44
4(B)	0115003444	Jul-2007	01-Mar-2005	OH	92.35	78,500.00	77,649.16	01-Jul-2006	11	11.375%	7,919.61
4(B)	0115004335	Jun-2006	01-Mar-2005	FL	79.37	100,000.00	99,870.33	01-Jun-2005	24	13.375%	24,899.74
4(B)	0115006108	Jul-2007	01-Feb-2005	IL	95.00	83,600.00	80,523.23	01-Dec-2006	6	10.375%	4,506.65
4(B)	0115007387	Aug-2006	01-Mar-2005	TX	65.00	63,375.00	63,047.83	01-Jul-2006	11	12.100%	7,974.70
4(B)	0115007924	Aug-2007	01-Mar-2005	MN	90.00	189,000.00	185,475.84	01-Dec-2006	6	10.150%	9,822.16
4(B)	0115008765	Jun-2007	01-Mar-2005	KY	90.00	119,610.00	117,230.53	01-Feb-2007	4	10.300%	5,180.39
4(B)	0115009185	Jul-2007	01-Feb-2005	CT	75.00	153,750.00	151,450.03	01-Feb-2007	4	12.750%	8,807.11
4(B)	0115009672	Aug-2007	01-Mar-2005	NY	80.00	328,000.00	328,000.00	01-Aug-2006	10	8.150%	20,500.08
4(B)	0115009870	Jul-2007	01-Feb-2005	PA	80.00	223,920.00	219,298.83	01-Sep-2006	9	6.065%	11,323.81
4(B)	0115010969	Aug-2007	01-Mar-2005	MA	80.00	165,600.00	162,430.30	01-Mar-2007	3	10.625%	6,913.48
4(B)	0115011603	Aug-2007	01-Mar-2005	MA	85.00	157,250.00	154,230.38	01-Apr-2007	2	10.750%	4,785.37
4(B)	0115012213	Jul-2007	01-Feb-2005	NV	80.00	323,140.00	335,098.24	01-Feb-2007	4	6.775%	10,654.29
4(B)	0115014995	Oct-2006	01-Feb-2005	MA	95.00	128,250.00	126,037.60	01-Mar-2007	3	11.750%	5,223.34
4(B)	0115015026	Aug-2007	01-Feb-2005	MA	58.33	315,000.00	308,841.37	01-Apr-2007	2	11.625%	11,104.09
4(B)	0115015877	Jul-2007	01-Feb-2005	MA	82.56	303,000.00	295,200.48	01-Mar-2007	3	10.190%	9,771.51
4(B)	0115016073	Aug-2007	01-Mar-2005	NY	90.00	90,000.00	88,472.08	01-Apr-2007	2	8.575%	2,087.71
4(B)	0115016354	Jan-2007	01-Mar-2005	NH	80.00	188,000.00	185,408.34	01-Jun-2006	12	9.990%	16,930.99
4(B)	0115017121	Jul-2007	01-Feb-2005	FL	85.00	50,150.00	49,407.54	01-Dec-2006	6	12.250%	3,701.64
4(B)	0115017790	Jul-2007	01-Mar-2005	LA	80.00	92,000.00	103,898.43	01-Feb-2007	4	10.050%	5,025.30
4(B)	0115018566	Aug-2007	01-Feb-2005	OR	80.00	187,200.00	187,183.65	01-Apr-2007	2	10.375%	6,024.98
4(B)	0115019960	Jul-2007	01-Feb-2005	CO	80.00	89,600.00	87,269.43	01-Feb-2007	4	9.875%	3,806.02
4(B)	0115020216	Jun-2007	01-Feb-2005	CO	80.00	143,600.00	139,917.35	01-Jan-2007	5	10.000%	7,121.17
4(B)	0115020224	Jun-2007	01-Feb-2005	CO	80.00	148,000.00	147,997.58	01-Oct-2006	8	9.625%	10,346.89
4(B)	0115020646	Aug-2007	01-Feb-2005	CO	80.00	97,600.00	95,080.30	01-Apr-2007	2	9.750%	2,853.58
4(B)	0115021255	Jun-2007	01-Feb-2005	NY	46.67	210,000.00	204,285.55	01-Oct-2006	8	10.500%	14,070.07
4(B)	0115021842	Jun-2006	01-Feb-2005	NY	80.00	182,400.00	178,176.44	01-Mar-2007	3	6.950%	4,853.10
4(B)	0115023053	Jul-2006	01-Mar-2005	NY	58.06	180,000.00	176,571.26	01-Aug-2006	10	5.900%	9,650.05
4(B)	0115023269	Jul-2007	01-Feb-2005	NC	80.00	176,286.40	176,286.40	01-Dec-2006	6	9.750%	10,136.46
4(B)	0115023665	Jun-2007	01-Mar-2005	NC	80.00	66,720.00	65,928.31	01-Jan-2007	5	12.250%	4,411.51
4(B)	0115023673	Jul-2006	01-Mar-2005	NC	55.56	50,000.00	49,255.80	01-Feb-2007	4	11.625%	2,761.71
4(B)	0115023871	Jul-2007	01-Feb-2005	TX	89.97	80,075.00	78,871.48	01-Jan-2007	5	12.750%	4,781.41
4(B)	0115023921	Jan-2007	01-Mar-2005	TX	90.00	99,900.00	98,793.42	01-Dec-2006	6	12.800%	7,660.85
4(B)	0115024226	Aug-2007	01-Mar-2005	TX	80.00	125,600.00	125,133.54	01-Sep-2005	21	11.875%	22,760.13
4(B)	0115024291	Aug-2007	01-Feb-2005	TX	90.00	108,000.00	106,187.56	01-Dec-2006	6	11.500%	6,468.55
4(B)	0115024655	Jul-2007	01-Feb-2005	TX	80.00	155,198.00	152,346.72	01-Mar-2007	3	10.250%	6,182.30
4(B)	0115025538	Aug-2007	01-Mar-2005	MI	90.00	69,300.00	68,235.66	01-Apr-2007	2	11.125%	2,190.47
4(B)	0115026353	Aug-2007	01-Feb-2005	FL	32.27	213,000.00	207,518.06	01-Mar-2007	3	10.625%	8,392.32
4(B)	0115027245	May-2007	01-Feb-2005	RI	95.00	247,000.00	241,793.98	01-Nov-2006	7	10.375%	13,627.03

Structured Asset Investment Loan Trust
Mortgage Pass-Through Certificates
Series 2005-3

Contact: Customer Service - CTSLink
Wells Fargo Bank, N.A.
Securities Administration Services
7485 New Horizon Way
Frederick, MD 21703
www.ctslink.com
Telephone: (301) 815-6600
Fax: (301) 815-6660

23-Aug-2007 10:07:07AM

Foreclosure Loan Detail - All Mortgage Loans in Foreclosure during Current Period

Group	Loan Number	Month Loan Entered FC	First Payment Date	State	LTV at Origination	Original Principal Balance	Current Actual Balance	Paid To Date	Months Delinquent	Current Loan Rate	Approximate Delinquent Interest
4(B)	0115027252	Jul-2007	01-Feb-2005	MA	61.76	105,000.00	101,704.00	01-Jan-2007	5	9.050%	4,611.95
4(B)	0115028722	Aug-2007	01-Feb-2005	MS	80.00	145,600.00	143,651.35	01-Apr-2007	2	13.000%	5,922.67
4(B)	0115029167	Oct-2006	01-Feb-2005	GA	80.00	103,200.00	101,171.18	01-Apr-2007	2	11.000%	3,508.91
4(B)	0115029688	Jun-2007	01-Feb-2005	CO	80.00	181,200.00	181,140.43	01-Jan-2007	5	9.125%	9,151.36
4(B)	0115030629	Jun-2006	01-Mar-2005	OH	75.00	243,750.00	242,878.59	01-Jan-2006	17	13.375%	45,210.32
4(B)	0115030686	Jul-2007	01-Mar-2005	IN	90.00	53,010.00	52,349.29	01-Feb-2007	4	12.500%	3,164.49
4(B)	0115031213	Jul-2007	01-Mar-2005	FL	80.00	256,000.00	255,910.53	01-Dec-2006	6	9.990%	15,081.72
4(B)	0115031494	Jun-2007	01-Feb-2005	NY	80.00	262,880.00	257,502.50	01-Nov-2006	7	9.750%	16,533.31
4(B)	0115031619	Aug-2007	01-Mar-2005	MA	80.00	330,560.00	325,785.19	01-Jun-2006	12	9.750%	28,944.25
4(B)	0115032724	Jun-2007	01-Feb-2005	FL	80.00	239,200.00	239,200.00	01-Feb-2007	4	9.500%	10,036.44
4(B)	0115033094	Jul-2007	01-Mar-2005	FL	80.00	184,000.00	181,089.26	01-Nov-2006	7	10.750%	12,661.78
4(B)	0115034068	Jul-2006	01-Feb-2005	TX	80.00	148,000.00	139,201.71	01-Nov-2006	7	11.875%	11,249.92
4(B)	0115034100	Jul-2007	01-Mar-2005	TX	58.82	50,000.00	48,155.74	01-Mar-2007	3	10.400%	2,004.43
4(B)	0115034530	Jun-2007	01-Feb-2005	TX	80.00	182,800.00	178,079.78	01-Jan-2007	5	10.600%	9,689.29
4(B)	0115035735	May-2007	01-Feb-2005	GA	90.00	69,300.00	68,650.03	01-Jul-2006	11	12.250%	7,860.21
4(B)	0115036527	May-2007	01-Feb-2005	CA	89.98	356,300.00	356,300.00	01-Oct-2006	8	10.125%	22,504.81
4(B)	0115037350	Jul-2007	01-Feb-2005	CO	87.38	183,500.00	179,910.84	01-Mar-2007	3	11.375%	7,784.59
4(B)	0115037673	Jul-2007	01-Feb-2005	MI	84.94	148,650.00	145,637.65	01-Feb-2007	4	10.750%	6,554.01
4(B)	0115039489	Mar-2007	01-Mar-2005	VT	95.00	131,100.00	129,142.86	01-Aug-2006	10	10.200%	9,267.55
4(B)	0115039497	Jun-2007	01-Mar-2005	ME	78.20	104,000.00	102,206.83	01-Feb-2007	4	11.050%	5,436.41
4(B)	0115039505	Aug-2007	01-Feb-2005	ME	70.00	91,000.00	89,653.45	01-Apr-2007	2	12.625%	3,556.17
4(B)	0115039513	Apr-2007	01-Feb-2005	MA	94.92	280,000.00	274,644.20	01-Aug-2006	10	10.200%	17,871.50
4(B)	0115040420	Jun-2007	01-Mar-2005	NH	80.00	193,600.00	193,600.00	01-Jan-2007	5	9.300%	9,567.09
4(B)	0115041865	Aug-2007	01-Feb-2005	OK	85.00	163,625.00	159,819.41	01-Feb-2007	4	10.125%	6,542.22
4(B)	0115042483	May-2007	01-Mar-2005	TN	95.00	59,375.00	58,678.89	01-Feb-2007	4	12.990%	3,691.04
4(B)	0115042616	May-2007	01-Feb-2005	OH	75.00	163,500.00	161,725.24	01-Oct-2006	8	13.125%	15,326.93
4(B)	0115043036	Jun-2007	01-Mar-2005	IN	85.00	66,300.00	65,230.72	01-Nov-2006	7	10.650%	4,511.88
4(B)	0115043341	Aug-2007	01-Feb-2005	TX	89.48	77,850.00	76,622.20	01-Apr-2007	2	11.875%	2,905.11
4(B)	0115044653	May-2007	01-Jan-2005	FL	80.00	353,600.00	350,402.20	01-Oct-2006	8	14.700%	37,607.84
4(B)	0115045312	May-2007	01-Dec-2004	NJ	84.85	140,000.00	137,061.56	01-Dec-2006	6	12.790%	9,790.90
4(B)	0115049397	May-2007	01-Jan-2005	CT	80.00	168,000.00	165,815.07	01-Sep-2006	9	8.750%	12,647.73
4(B)	0115049702	Jul-2007	01-Feb-2005	MI	95.00	183,350.00	180,077.79	01-Apr-2007	2	11.625%	6,564.70
4(B)	0115049769	Aug-2007	01-Feb-2005	MI	80.00	80,000.00	78,116.35	01-Mar-2007	3	10.250%	3,059.13
4(B)	0115049975	Aug-2007	01-Feb-2005	MI	76.43	60,000.00	58,334.53	01-Apr-2007	2	10.500%	1,962.45
4(B)	0115051005	May-2007	01-Feb-2005	PA	90.00	66,600.00	65,555.09	01-May-2006	13	11.625%	7,946.93

Structured Asset Investment Loan Trust
Mortgage Pass-Through Certificates
Series 2005-3

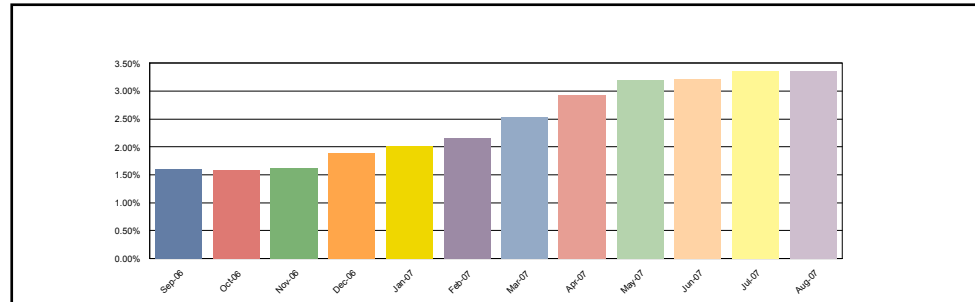
23-Aug-2007 10:07:07AM

Bankruptcy Detail - All Mortgage Loans in Bankruptcy during Current Period

Summary

New Bankruptcy Loans	
Loans in Bankruptcy	24
Original Principal Balance	3,906,200.00
Current Actual Balance	3,861,798.18
Current Bankruptcy Total	
Loans in Bankruptcy	179
Original Principal Balance	24,225,550.00
Current Actual Balance	23,844,171.84

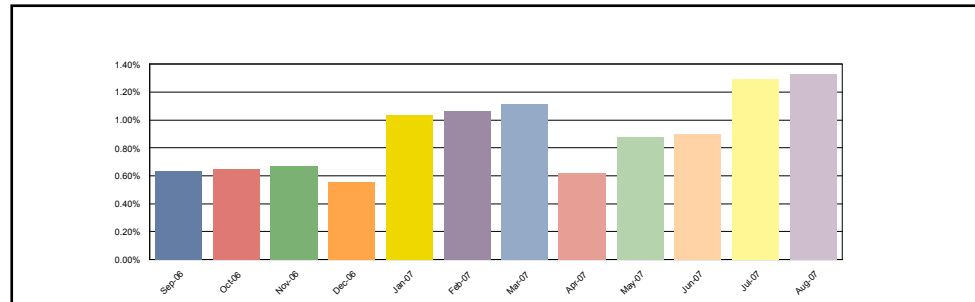
12 Month Bankruptcy History



1(A)

New Bankruptcy Loans	
Loans in Bankruptcy	0
Original Principal Balance	0.00
Current Actual Balance	0.00
Current Bankruptcy Total	
Loans in Bankruptcy	5
Original Principal Balance	376,228.00
Current Actual Balance	369,114.63

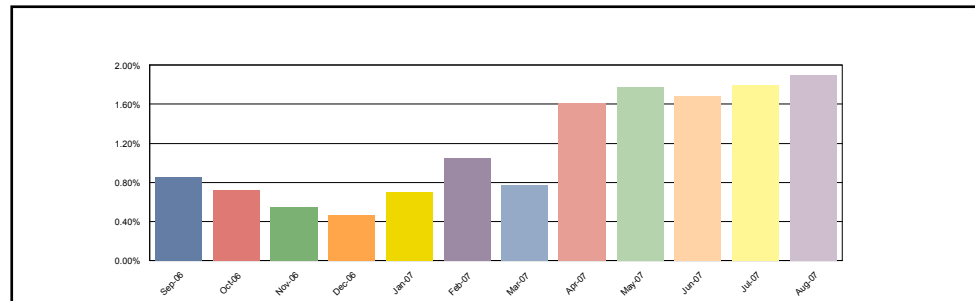
12 Month Bankruptcy History



1(B)

New Bankruptcy Loans	
Loans in Bankruptcy	1
Original Principal Balance	84,000.00
Current Actual Balance	82,804.07
Current Bankruptcy Total	
Loans in Bankruptcy	8
Original Principal Balance	1,129,914.00
Current Actual Balance	1,109,591.88

12 Month Bankruptcy History



**Structured Asset Investment Loan Trust
Mortgage Pass-Through Certificates
Series 2005-3**

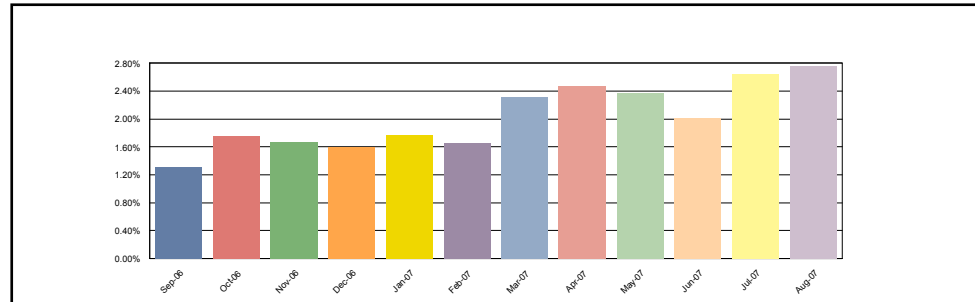
23-Aug-2007 10:07:07AM

Bankruptcy Detail - All Mortgage Loans in Bankruptcy during Current Period

2(A)

New Bankruptcy Loans	
Loans in Bankruptcy	2
Original Principal Balance	80,966.00
Current Actual Balance	79,946.06
Current Bankruptcy Total	
Loans in Bankruptcy	24
Original Principal Balance	2,128,776.00
Current Actual Balance	2,086,845.55

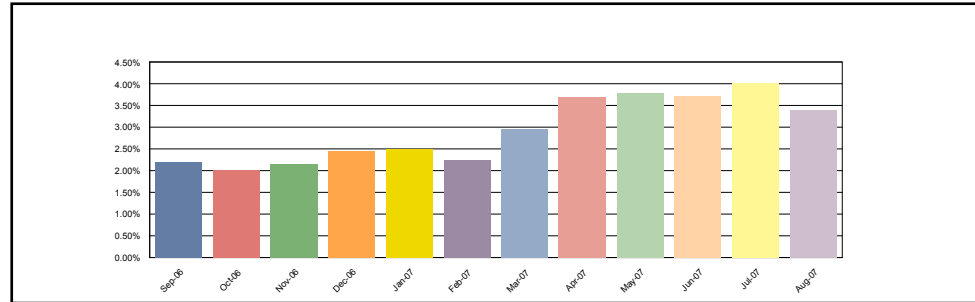
12 Month Bankruptcy History



2(B)

New Bankruptcy Loans	
Loans in Bankruptcy	5
Original Principal Balance	871,426.00
Current Actual Balance	859,759.27
Current Bankruptcy Total	
Loans in Bankruptcy	52
Original Principal Balance	7,528,940.00
Current Actual Balance	7,415,856.95

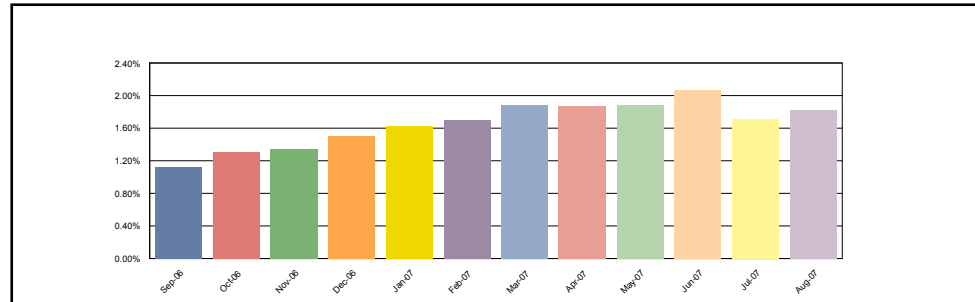
12 Month Bankruptcy History



3(A)

New Bankruptcy Loans	
Loans in Bankruptcy	2
Original Principal Balance	163,350.00
Current Actual Balance	158,242.01
Current Bankruptcy Total	
Loans in Bankruptcy	10
Original Principal Balance	815,340.00
Current Actual Balance	776,913.03

12 Month Bankruptcy History



Structured Asset Investment Loan Trust
Mortgage Pass-Through Certificates
Series 2005-3

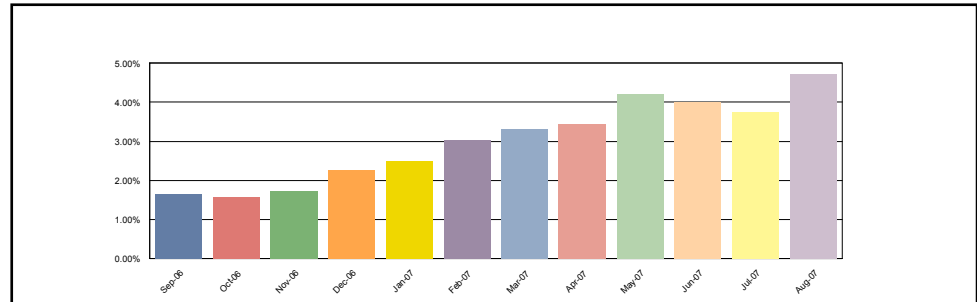
23-Aug-2007 10:07:07AM

Bankruptcy Detail - All Mortgage Loans in Bankruptcy during Current Period

3(B)

New Bankruptcy Loans	
Loans in Bankruptcy	9
Original Principal Balance	2,097,258.00
Current Actual Balance	2,070,368.80
Current Bankruptcy Total	
Loans in Bankruptcy	33
Original Principal Balance	6,206,237.00
Current Actual Balance	6,119,805.77

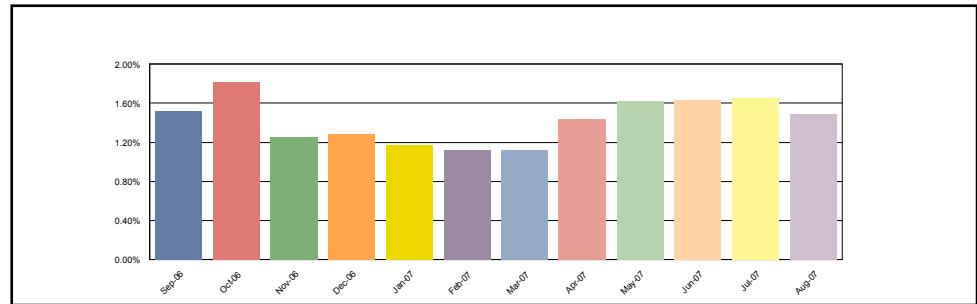
12 Month Bankruptcy History



4(A)

New Bankruptcy Loans	
Loans in Bankruptcy	0
Original Principal Balance	0.00
Current Actual Balance	0.00
Current Bankruptcy Total	
Loans in Bankruptcy	10
Original Principal Balance	755,964.00
Current Actual Balance	738,136.40

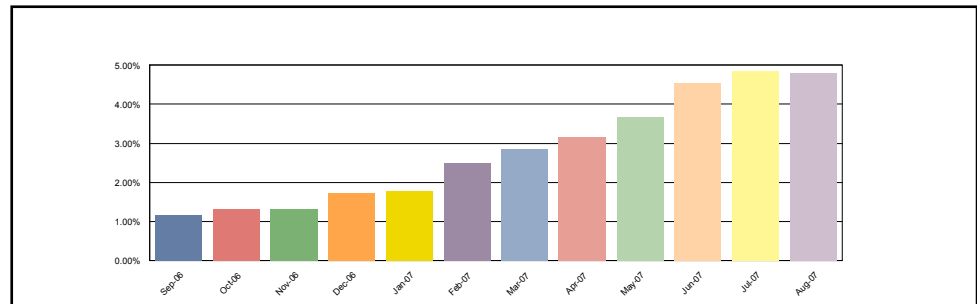
12 Month Bankruptcy History



4(B)

New Bankruptcy Loans	
Loans in Bankruptcy	5
Original Principal Balance	609,200.00
Current Actual Balance	610,677.97
Current Bankruptcy Total	
Loans in Bankruptcy	37
Original Principal Balance	5,284,151.00
Current Actual Balance	5,227,907.63

12 Month Bankruptcy History



Structured Asset Investment Loan Trust
Mortgage Pass-Through Certificates
Series 2005-3

Contact: Customer Service - CTSLink
Wells Fargo Bank, N.A.
Securities Administration Services
7485 New Horizon Way
Frederick, MD 21703
www.ctslink.com
Telephone: (301) 815-6600
Fax: (301) 815-6660

23-Aug-2007 10:07:07AM

Bankruptcy Detail - All Mortgage Loans in Bankruptcy during Current Period

Group	Loan Number	Month Loan Entered Bankruptcy	First Payment Date	State	LTV at Origination	Original Principal Balance	Current Actual Balance	Paid To Date	Months Delinquent	Current Loan Rate	Approximate Delinquent Interest
1(A)	0114623598	Jul-2007	01-Feb-2005	MN	20.00	25,980.00	25,253.51	01-Oct-2006	8	10.400%	2,077.00
1(A)	0114633787	Jul-2007	01-Feb-2005	OR	20.00	85,000.00	84,200.90	01-Nov-2006	7	10.600%	6,365.80
1(A)	0114638828	Aug-2006	01-Feb-2005	WA	20.00	50,180.00	49,381.96	01-Jun-2007	0	10.000%	781.66
1(A)	0114645740	May-2007	01-Feb-2005	CA	20.00	67,000.00	66,407.41	01-Oct-2006	8	10.900%	5,743.40
1(A)	0114831902	Nov-2005	01-Feb-2005	OR	80.00	148,068.00	143,870.85	01-Jul-2007	0	6.700%	1,487.44
1(B)	0114431349	Jun-2005	01-Jan-2005	GA	84.98	169,964.00	165,450.25	01-Jul-2007	0	7.240%	1,559.29
1(B)	0114433089	Apr-2007	01-Jan-2005	NJ	85.00	199,750.00	198,866.94	01-Jun-2005	24	11.615%	34,603.27
1(B)	0114926074	Apr-2007	01-Mar-2005	IL	100.00	245,000.00	240,053.83	01-Apr-2007	2	9.850%	6,647.74
1(B)	0114947864	Apr-2007	01-Mar-2005	MN	80.00	202,000.00	197,714.90	01-Feb-2007	4	9.150%	8,537.27
1(B)	0114954837	Sep-2006	01-Mar-2005	IL	88.00	66,000.00	64,806.29	01-Feb-2007	4	9.800%	3,009.16
1(B)	0114960784	Jul-2006	01-Mar-2005	MI	80.00	64,000.00	63,070.23	01-Feb-2007	4	11.150%	3,354.80
1(B)	0114960958	Jul-2005	01-Mar-2005	MI	80.00	99,200.00	96,825.37	01-Apr-2007	2	8.615%	2,616.26
1(B)	0114966567	Aug-2007	01-Feb-2005	MO	80.00	84,000.00	82,804.07	01-May-2006	13	9.800%	7,504.08
2(A)	0114592280	Jul-2007	01-Feb-2005	CA	20.00	150,000.00	145,393.47	01-Nov-2006	7	10.250%	10,592.23
2(A)	0114593791	Oct-2006	01-Feb-2005	MD	20.00	61,000.00	60,618.89	01-May-2006	13	10.900%	7,856.11
2(A)	0114621212	Jun-2007	01-Jan-2005	WI	20.00	20,580.00	19,536.33	01-Jul-2007	0	10.800%	335.67
2(A)	0114623929	Mar-2006	01-Feb-2005	MN	20.00	40,000.00	39,528.00	01-Apr-2007	2	10.600%	1,329.94
2(A)	0114647670	Dec-2006	01-Feb-2005	MO	20.00	25,800.00	25,508.98	01-May-2007	1	11.100%	675.68
2(A)	0114816986	Jul-2006	01-Feb-2005	MS	21.28	20,000.00	18,941.60	01-Oct-2006	8	10.500%	1,557.22
2(A)	0114821457	Jan-2007	01-Feb-2005	OR	20.00	58,000.00	57,383.95	01-Sep-2006	9	9.500%	4,736.93
2(A)	0114821838	Dec-2005	01-Feb-2005	MS	90.00	60,300.00	59,610.78	01-Jan-2007	5	10.115%	2,960.27
2(A)	0114844426	Dec-2006	01-Mar-2005	MO	20.00	39,600.00	36,780.68	01-May-2007	1	10.500%	916.60
2(A)	0114844517	Jul-2007	01-Mar-2005	MO	90.00	40,500.00	39,911.21	01-Jan-2007	5	8.740%	1,914.38
2(A)	0114927312	May-2006	01-Feb-2005	WA	20.00	29,800.00	29,437.85	01-Jun-2007	0	10.850%	507.68
2(A)	0114929953	Aug-2006	01-Mar-2005	CA	20.00	93,000.00	92,617.18	01-Jan-2006	17	10.990%	15,325.06
2(A)	0114934599	Aug-2007	01-Mar-2005	CO	20.00	40,966.00	40,511.79	01-Jun-2007	0	11.450%	739.18
2(A)	0114944838	Jul-2007	01-Mar-2005	NY	90.00	386,100.00	377,086.58	01-Apr-2007	2	7.500%	7,487.46
2(A)	0114947914	Aug-2007	01-Mar-2005	MN	20.00	40,000.00	39,434.27	01-Aug-2007	(1)	10.500%	328.79
2(A)	0114948417	Jul-2007	01-Mar-2005	MN	20.00	29,600.00	28,916.74	01-Aug-2007	(1)	9.400%	214.61
2(A)	0114961485	Aug-2005	01-Mar-2005	MI	20.00	24,800.00	24,555.20	01-Mar-2007	3	11.050%	1,078.43
2(A)	0114962368	Jun-2007	01-Mar-2005	CA	20.00	89,000.00	87,824.42	01-Feb-2007	4	9.400%	3,902.55
2(A)	0114970122	May-2007	01-Mar-2005	MD	20.00	35,980.00	35,615.74	01-Jun-2007	0	11.550%	655.79
2(A)	0115002511	Jan-2007	01-Mar-2005	IN	80.00	92,000.00	91,460.19	01-Jan-2006	17	9.300%	12,821.43
2(A)	0115011017	Jun-2006	01-Feb-2005	MA	85.00	300,050.00	293,438.52	01-Feb-2007	4	6.990%	8,130.31
2(A)	0115034332	Oct-2006	01-Feb-2005	TX	80.00	280,000.00	275,393.75	01-Aug-2006	10	6.990%	18,053.52
2(A)	0115035206	Dec-2006	01-Mar-2005	MI	75.00	89,250.00	87,681.23	01-Nov-2006	7	7.200%	4,455.25
2(A)	0115049504	Sep-2006	01-Mar-2005	MI	85.00	82,450.00	79,658.20	01-Jul-2007	0	8.950%	995.00
2(B)	0018323618	Jan-2007	01-Jan-2005	WA	82.58	109,000.00	106,013.43	01-Jan-2007	5	6.750%	3,214.83
2(B)	0019014034	Jun-2007	01-Nov-2004	TX	80.00	115,200.00	110,502.17	01-Apr-2007	2	5.750%	1,930.05
2(B)	0019623479	Aug-2007	01-Mar-2005	MO	80.00	21,600.00	21,257.89	01-Jan-2007	5	10.250%	1,171.46

Structured Asset Investment Loan Trust
Mortgage Pass-Through Certificates
Series 2005-3

Contact: Customer Service - CTSLink
Wells Fargo Bank, N.A.
Securities Administration Services
7485 New Horizon Way
Frederick, MD 21703
www.ctslink.com
Telephone: (301) 815-6600
Fax: (301) 815-6660

23-Aug-2007 10:07:07AM

Bankruptcy Detail - All Mortgage Loans in Bankruptcy during Current Period

Group	Loan Number	Month Loan Entered Bankruptcy	First Payment Date	State	LTV at Origination	Original Principal Balance	Current Actual Balance	Paid To Date	Months Delinquent	Current Loan Rate	Approximate Delinquent Interest
2(B)	0104779624	May-2007	01-Mar-2002	TX	80.00	67,600.00	65,995.35	01-May-2006	13	11.875%	9,327.37
2(B)	0113091722	Mar-2006	01-Aug-2004	KY	89.98	80,800.00	79,460.78	01-Nov-2006	7	12.875%	7,165.58
2(B)	0113618011	Aug-2006	01-Oct-2004	LA	90.00	162,000.00	159,258.92	01-Jun-2006	12	11.400%	17,782.42
2(B)	0114139322	Dec-2005	01-Dec-2004	GA	90.00	80,996.00	79,245.58	01-Jul-2007	0	8.615%	928.45
2(B)	0114431539	Jul-2006	01-Jan-2005	PA	85.00	171,698.00	168,249.92	01-Dec-2006	6	7.250%	7,546.58
2(B)	0114468853	Apr-2006	01-Feb-2005	TN	100.00	129,900.00	128,067.12	01-Jan-2007	5	9.250%	6,524.13
2(B)	0114468903	Sep-2005	01-Feb-2005	TN	80.00	59,200.00	58,468.48	01-Dec-2006	6	13.500%	4,573.34
2(B)	0114469679	Jun-2006	01-Feb-2005	MI	80.00	119,200.00	117,675.73	01-Jul-2006	11	8.000%	9,516.13
2(B)	0114470610	Nov-2006	01-Feb-2005	WA	79.29	448,000.00	448,000.00	01-Jul-2007	0	5.250%	3,546.66
2(B)	0114581788	Aug-2007	01-Feb-2005	CA	80.00	175,960.00	175,900.66	01-Apr-2006	14	7.300%	15,948.32
2(B)	0114819436	Aug-2006	01-Feb-2005	MS	90.00	41,400.00	40,997.51	01-Jul-2006	11	11.875%	4,523.03
2(B)	0114819600	Jul-2007	01-Jan-2005	PA	85.00	42,500.00	42,087.03	01-Apr-2006	14	11.625%	5,411.21
2(B)	0114821275	Apr-2006	01-Feb-2005	GA	90.00	56,700.00	56,047.93	01-Nov-2006	7	12.375%	4,725.17
2(B)	0114821762	Nov-2005	01-Feb-2005	PA	75.00	60,000.00	58,791.47	01-Jul-2007	0	11.625%	1,059.22
2(B)	0114822612	Jan-2007	01-Jan-2005	KS	90.00	67,050.00	66,220.35	01-Dec-2006	6	12.375%	5,236.14
2(B)	0114822638	Nov-2005	01-Feb-2005	TN	90.00	67,050.00	66,108.34	01-Feb-2007	4	11.875%	3,756.32
2(B)	0114823339	Mar-2007	01-Feb-2005	TX	74.49	73,000.00	71,692.95	01-Feb-2007	4	11.125%	3,764.04
2(B)	0114823396	Jul-2006	01-Feb-2005	MS	78.72	74,000.00	72,802.07	01-Oct-2006	8	11.375%	5,626.35
2(B)	0114823602	Nov-2005	01-Feb-2005	MI	80.00	76,000.00	74,314.99	01-Jul-2007	0	11.490%	1,299.60
2(B)	0114823644	May-2007	01-Feb-2005	SC	90.00	76,050.00	74,818.32	01-Jan-2007	5	11.875%	4,767.64
2(B)	0114823701	Jan-2007	01-Feb-2005	MS	85.00	76,500.00	75,451.72	01-Nov-2006	7	11.875%	5,978.79
2(B)	0114824303	Aug-2007	01-Jan-2005	GA	76.74	82,500.00	80,946.31	01-Nov-2006	7	11.365%	5,906.65
2(B)	0114824626	May-2006	01-Feb-2005	TX	85.00	85,000.00	83,891.69	01-Nov-2006	7	11.875%	6,739.57
2(B)	0114825334	Feb-2007	01-Feb-2005	LA	85.00	90,950.00	90,084.69	01-Apr-2006	14	11.625%	11,159.02
2(B)	0114826498	Dec-2006	01-Feb-2005	NC	90.00	100,350.00	98,836.26	01-Dec-2006	6	11.875%	7,230.24
2(B)	0114827397	Aug-2006	01-Feb-2005	GA	80.00	107,920.00	105,481.36	01-Jan-2007	5	10.620%	5,689.16
2(B)	0114827553	Oct-2005	01-Feb-2005	KS	85.00	108,800.00	106,945.69	01-Jun-2007	0	11.625%	1,982.55
2(B)	0114831688	Jul-2007	01-Jan-2005	SC	80.00	145,600.00	144,134.27	01-Feb-2006	16	11.375%	18,811.37
2(B)	0114833783	Dec-2005	01-Jan-2005	MO	100.00	177,000.00	173,265.14	01-Oct-2006	8	10.490%	10,791.01
2(B)	0114839665	Jul-2005	01-Feb-2005	VA	80.00	416,000.00	406,560.55	01-Mar-2007	3	10.865%	16,184.10
2(B)	0114840580	Oct-2006	01-Feb-2005	CA	75.00	517,500.00	514,866.59	01-Mar-2007	3	10.250%	19,174.79
2(B)	0114842552	Nov-2006	01-Feb-2005	FL	95.00	266,000.00	265,994.72	01-Aug-2006	10	11.875%	23,849.81
2(B)	0114927304	May-2006	01-Feb-2005	WA	80.00	119,200.00	115,645.61	01-Jul-2007	0	9.050%	1,552.17
2(B)	0114934581	Aug-2007	01-Mar-2005	CO	80.00	163,866.00	159,354.44	01-Jun-2007	0	8.350%	2,084.07
2(B)	0114946759	Dec-2006	01-Mar-2005	MN	90.00	189,000.00	186,656.70	01-Nov-2006	7	10.990%	12,273.46
2(B)	0114959646	May-2007	01-Feb-2005	CA	90.00	486,000.00	476,435.86	01-Oct-2006	8	9.600%	25,953.31
2(B)	0114965056	Jun-2007	01-Mar-2005	CA	65.00	370,500.00	364,112.02	01-Sep-2006	9	8.740%	24,349.42
2(B)	0114967623	Mar-2007	01-Mar-2005	MO	80.00	102,400.00	101,479.89	01-Sep-2006	9	12.000%	9,826.90
2(B)	0115012791	Jan-2006	01-Feb-2005	AZ	80.00	120,000.00	117,641.93	01-Feb-2007	4	10.500%	5,872.04
2(B)	0115013419	Dec-2006	01-Feb-2005	WA	94.52	118,150.00	115,934.30	01-Dec-2006	6	10.375%	6,576.41

Structured Asset Investment Loan Trust
Mortgage Pass-Through Certificates
Series 2005-3

23-Aug-2007 10:07:07AM

Bankruptcy Detail - All Mortgage Loans in Bankruptcy during Current Period

Group	Loan Number	Month Loan Entered Bankruptcy	First Payment Date	State	LTV at Origination	Original Principal Balance	Current Actual Balance	Paid To Date	Months Delinquent	Current Loan Rate	Approximate Delinquent Interest
2(B)	0115018293	Jan-2007	01-Mar-2005	PA	65.00	59,150.00	58,483.19	01-Mar-2006	15	9.890%	6,205.60
2(B)	0115021156	Aug-2007	01-Feb-2005	NY	90.00	427,500.00	422,299.97	01-Mar-2006	15	10.990%	40,660.12
2(B)	0115024192	Mar-2007	01-Mar-2005	TX	70.00	53,900.00	53,355.90	01-Apr-2007	2	13.375%	2,306.66
2(B)	0115025777	Jun-2006	01-Feb-2005	MI	80.00	134,400.00	131,630.81	01-Feb-2007	4	10.125%	6,391.85
2(B)	0115025785	Sep-2006	01-Mar-2005	MI	60.00	60,000.00	59,182.81	01-Mar-2007	3	11.375%	2,704.09
2(B)	0115025900	Apr-2006	01-Mar-2005	MI	80.00	112,000.00	109,957.36	01-Mar-2007	3	10.375%	4,565.39
2(B)	0115029134	Aug-2006	01-Feb-2005	TN	95.00	90,250.00	88,685.56	01-Feb-2007	4	11.125%	4,750.45
2(B)	0115034852	May-2007	01-Mar-2005	OK	80.00	117,600.00	114,902.98	01-Jul-2007	0	10.190%	1,875.35
2(B)	0115051047	Sep-2006	01-Mar-2005	NJ	72.11	256,000.00	251,661.64	01-Oct-2006	8	10.600%	18,807.17
3(A)	0114139066	Apr-2006	01-Dec-2004	IL	90.00	79,199.00	77,116.55	01-Jul-2007	0	7.490%	758.92
3(A)	0114142813	Apr-2006	01-Dec-2004	IN	85.00	114,750.00	104,918.81	01-Dec-2006	6	6.995%	3,728.42
3(A)	0114156219	Mar-2006	01-Jan-2005	PA	89.95	71,057.00	64,846.52	01-Feb-2007	4	7.370%	1,856.12
3(A)	0114445547	Oct-2006	01-Jan-2005	IN	84.99	98,584.00	90,023.39	01-Mar-2007	3	7.755%	2,295.31
3(A)	0114466360	Nov-2005	01-Feb-2005	OH	79.14	75,900.00	74,174.23	01-Jul-2007	0	7.875%	912.11
3(A)	0114467871	Jun-2006	01-Jan-2005	PA	79.96	89,000.00	87,137.61	01-Dec-2006	6	7.125%	3,835.73
3(A)	0114477037	Jun-2005	01-Jan-2005	SC	95.00	85,500.00	84,168.17	01-Jul-2007	0	10.000%	1,180.38
3(A)	0114602519	Aug-2007	01-Jan-2005	CA	20.00	54,100.00	52,407.41	01-Nov-2006	7	10.500%	3,905.57
3(A)	0114625700	Apr-2007	01-Jan-2005	NV	20.00	38,000.00	36,285.74	01-Jan-2007	5	10.300%	2,063.40
3(A)	0114847072	Aug-2007	01-Feb-2005	IN	95.00	109,250.00	105,834.60	01-Aug-2007	(1)	6.350%	420.46
3(B)	0030038194	Aug-2007	01-Mar-2005	NY	80.00	311,200.00	311,170.18	01-Sep-2006	9	5.750%	14,975.07
3(B)	0114152002	Jun-2007	01-Dec-2004	NJ	95.00	313,495.00	305,125.82	01-Apr-2007	2	10.665%	9,023.94
3(B)	0114156904	Apr-2007	01-Jan-2005	TN	89.98	89,976.00	88,119.44	01-Jan-2007	5	11.240%	5,145.15
3(B)	0114444201	Aug-2007	01-Jan-2005	GA	93.20	69,899.00	68,678.58	01-Oct-2006	8	7.495%	3,367.26
3(B)	0114446263	Jun-2005	01-Jan-2005	FL	83.32	112,481.00	109,925.53	01-May-2007	1	11.240%	2,858.37
3(B)	0114449556	May-2007	01-Jan-2005	GA	94.99	242,237.00	236,992.37	01-Mar-2007	3	11.255%	10,016.84
3(B)	0114466915	Aug-2006	01-Feb-2005	WI	80.00	92,000.00	90,544.61	01-Oct-2006	8	7.750%	5,449.85
3(B)	0114472400	May-2007	01-Feb-2005	IN	78.42	143,500.00	140,326.62	01-Jun-2006	12	7.250%	10,981.98
3(B)	0114476062	Oct-2005	01-Jan-2005	DE	80.00	124,720.00	122,328.96	01-Feb-2007	4	10.625%	6,185.20
3(B)	0114478217	Mar-2007	01-Feb-2005	OK	90.00	193,500.00	190,568.38	01-Nov-2006	7	11.125%	12,686.83
3(B)	0114830805	Jul-2005	01-Feb-2005	TN	80.00	136,000.00	133,628.99	01-Apr-2007	2	11.625%	4,867.04
3(B)	0114833619	Jun-2006	01-Feb-2005	OH	80.00	172,000.00	168,451.36	01-Feb-2007	4	11.240%	8,332.67
3(B)	0114834211	Jul-2007	01-Feb-2005	NJ	80.00	188,000.00	184,894.99	01-Aug-2006	10	10.990%	15,313.19
3(B)	0114837222	Aug-2006	01-Feb-2005	NJ	90.00	261,000.00	258,760.64	01-Jan-2006	17	11.865%	30,454.95
3(B)	0114837461	Aug-2007	01-Feb-2005	FL	80.00	272,000.00	268,607.72	01-May-2006	13	11.375%	28,199.54
3(B)	0114842305	Jan-2007	01-Feb-2005	OR	80.00	232,000.00	231,998.06	01-Jan-2007	5	10.625%	12,542.38
3(B)	0114847288	May-2007	01-Mar-2005	MS	85.00	114,750.00	113,732.58	01-Mar-2006	15	11.120%	12,154.91
3(B)	0114848013	Feb-2007	01-Mar-2005	VA	80.00	141,200.00	137,705.42	01-Feb-2007	4	9.125%	5,928.83
3(B)	0114849680	Jul-2007	01-Feb-2005	NV	75.00	262,500.00	258,464.94	01-Sep-2006	9	11.625%	21,547.48
3(B)	0114850530	Aug-2007	01-Mar-2005	MA	85.00	467,500.00	456,846.45	01-Jan-2007	5	9.740%	20,677.49
3(B)	0114929029	Jul-2007	01-Mar-2005	NJ	69.70	115,000.00	113,531.19	01-Jun-2006	12	9.900%	10,879.88

Structured Asset Investment Loan Trust
Mortgage Pass-Through Certificates
Series 2005-3

23-Aug-2007 10:07:07AM

Bankruptcy Detail - All Mortgage Loans in Bankruptcy during Current Period

Group	Loan Number	Month Loan Entered Bankruptcy	First Payment Date	State	LTV at Origination	Original Principal Balance	Current Actual Balance	Paid To Date	Months Delinquent	Current Loan Rate	Approximate Delinquent Interest
3(B)	0114930605	Aug-2007	01-Mar-2005	CA	90.00	225,000.00	220,683.84	01-Dec-2006	6	9.000%	10,216.67
3(B)	0114933484	Aug-2007	01-Mar-2005	TX	90.00	186,659.00	183,164.61	01-Feb-2007	4	9.950%	7,695.91
3(B)	0114935620	May-2006	01-Mar-2005	MI	80.00	144,000.00	142,063.86	01-Jun-2006	12	9.100%	12,285.09
3(B)	0114937972	Aug-2007	01-Feb-2005	CT	66.13	205,000.00	202,527.80	01-Jun-2006	12	10.990%	20,127.65
3(B)	0114942881	Dec-2006	01-Mar-2005	NV	80.00	332,000.00	332,000.00	01-Mar-2007	3	7.650%	9,890.85
3(B)	0114944465	Jun-2007	01-Mar-2005	NY	60.00	165,000.00	162,702.65	01-Jul-2006	11	9.250%	13,451.89
3(B)	0114946825	May-2006	01-Mar-2005	MN	80.00	168,000.00	164,472.15	01-Nov-2006	7	8.250%	8,702.00
3(B)	0114947906	Aug-2007	01-Mar-2005	MN	80.00	160,000.00	159,958.00	01-Aug-2007	(1)	8.300%	1,039.73
3(B)	0114955537	Mar-2007	01-Feb-2005	PA	75.00	106,500.00	105,751.11	01-Mar-2006	15	12.375%	14,938.74
3(B)	0114959612	Aug-2007	01-Mar-2005	IL	80.00	200,000.00	198,731.62	01-Oct-2005	20	7.700%	26,014.44
3(B)	0114961113	Dec-2006	01-Mar-2005	MI	80.00	115,200.00	113,427.30	01-Dec-2006	6	10.150%	6,902.75
3(B)	0114970114	May-2007	01-Mar-2005	MD	80.00	143,920.00	143,920.00	01-Jun-2007	0	8.900%	2,014.88
4(A)	0115002826	Apr-2007	01-Feb-2005	GA	60.00	60,000.00	59,350.16	01-Sep-2006	9	9.400%	4,881.52
4(A)	0115024630	Apr-2007	01-Mar-2005	TX	80.00	109,600.00	108,604.38	01-May-2006	13	8.750%	11,282.57
4(A)	0115026122	Mar-2007	01-Mar-2005	FL	79.22	61,000.00	60,586.06	01-Jul-2006	11	10.840%	6,833.88
4(A)	0115028672	Jun-2006	01-Feb-2005	TN	70.00	53,900.00	51,322.73	01-Apr-2007	2	8.400%	1,364.38
4(A)	0115028839	Feb-2007	01-Mar-2005	TN	95.00	53,314.00	53,025.18	01-Mar-2006	15	10.525%	6,763.30
4(A)	0115029118	Feb-2006	01-Mar-2005	TN	95.00	82,650.00	74,713.60	01-Aug-2007	(1)	9.800%	519.36
4(A)	0115029308	Jan-2006	01-Mar-2005	AL	90.00	72,000.00	69,192.79	01-Apr-2007	2	10.050%	1,969.69
4(A)	0115034233	Jan-2007	01-Mar-2005	TX	73.91	85,000.00	83,942.99	01-Sep-2006	9	9.000%	6,595.58
4(A)	0115035990	May-2007	01-Mar-2005	VA	80.00	78,400.00	77,743.84	01-Feb-2006	16	7.990%	8,793.86
4(A)	0115041600	Oct-2006	01-Mar-2005	NY	94.88	100,100.00	99,654.67	01-Mar-2006	15	11.450%	15,552.02
4(B)	0114995996	Jul-2007	01-Feb-2005	NY	80.00	256,000.00	255,768.58	01-Feb-2005	28	10.125%	43,205.72
4(B)	0114996945	Jul-2007	01-Feb-2005	TX	80.00	174,400.00	171,061.22	01-Oct-2006	8	9.875%	12,016.56
4(B)	0114997554	Apr-2007	01-Jan-2005	NC	80.00	101,200.00	101,199.84	01-Dec-2006	6	9.875%	6,374.78
4(B)	0114998255	Feb-2007	01-Feb-2005	CA	80.00	288,000.00	284,793.34	01-Jul-2006	11	10.750%	28,898.45
4(B)	0115003485	Apr-2007	01-Mar-2005	OH	80.00	82,400.00	80,612.41	01-Jul-2007	0	11.000%	1,424.49
4(B)	0115003568	Aug-2007	01-Feb-2005	PA	80.00	92,000.00	90,163.06	01-Nov-2006	7	10.750%	5,957.91
4(B)	0115004905	May-2007	01-Feb-2005	MD	65.00	58,500.00	58,374.71	01-May-2005	25	12.625%	12,478.02
4(B)	0115005720	Aug-2007	01-Feb-2005	IL	80.00	98,400.00	97,067.18	01-Nov-2006	7	11.000%	7,375.11
4(B)	0115006660	Nov-2006	01-Feb-2005	TX	75.00	60,000.00	59,621.50	01-Sep-2005	21	11.375%	10,357.16
4(B)	0115007098	Apr-2007	01-Feb-2005	TX	80.00	56,400.00	56,269.43	01-Jul-2005	23	11.750%	12,381.74
4(B)	0115010951	Apr-2007	01-Feb-2005	MA	80.00	161,600.00	159,509.92	01-Apr-2006	14	10.125%	16,626.28
4(B)	0115012809	Jan-2007	01-Feb-2005	CO	80.00	192,000.00	186,879.83	01-May-2007	1	9.500%	4,209.89
4(B)	0115012973	Mar-2007	01-Mar-2005	WA	80.00	240,000.00	236,352.11	01-Jun-2006	12	9.600%	20,503.93
4(B)	0115013807	Feb-2007	01-Jan-2005	VA	80.00	176,000.00	172,341.29	01-Jan-2007	5	10.375%	9,886.43
4(B)	0115013823	May-2007	01-Feb-2005	MS	80.00	75,200.00	75,001.47	01-Jun-2005	24	9.240%	14,306.58
4(B)	0115015059	Jul-2007	01-Mar-2005	MA	65.00	174,850.00	174,028.77	01-Sep-2005	21	11.100%	28,117.35
4(B)	0115016313	Apr-2007	01-Mar-2005	NH	80.00	172,800.00	170,085.98	01-May-2006	13	9.050%	14,446.82
4(B)	0115018798	Apr-2007	01-Feb-2005	NJ	60.61	200,000.00	197,515.83	01-Aug-2006	10	11.875%	19,336.91

Structured Asset Investment Loan Trust
Mortgage Pass-Through Certificates
Series 2005-3

Contact: Customer Service - CTSLink
Wells Fargo Bank, N.A.
Securities Administration Services
7485 New Horizon Way
Frederick, MD 21703
www.ctslink.com
Telephone: (301) 815-6600
Fax: (301) 815-6660

23-Aug-2007 10:07:07AM

Bankruptcy Detail - All Mortgage Loans in Bankruptcy during Current Period

Group	Loan Number	Month Loan Entered Bankruptcy	First Payment Date	State	LTV at Origination	Original Principal Balance	Current Actual Balance	Paid To Date	Months Delinquent	Current Loan Rate	Approximate Delinquent Interest
4(B)	0115028383	May-2007	01-Mar-2005	RI	63.93	195,000.00	191,705.91	01-Sep-2006	9	9.850%	14,143.62
4(B)	0115029050	Jun-2006	01-Feb-2005	TN	80.00	65,960.00	64,876.72	01-May-2007	1	11.625%	1,819.83
4(B)	0115030348	Nov-2006	01-Feb-2005	IL	58.52	79,000.00	78,315.33	01-Jul-2006	11	13.375%	9,471.89
4(B)	0115030355	May-2007	01-Mar-2005	MO	90.00	314,741.00	308,376.49	01-Feb-2007	4	11.200%	15,040.06
4(B)	0115031916	Mar-2007	01-Feb-2005	NY	70.00	176,400.00	172,073.20	01-Jul-2007	0	9.750%	2,682.27
4(B)	0115032757	Apr-2007	01-Feb-2005	FL	80.00	205,600.00	205,600.00	01-Jun-2006	12	10.125%	19,562.03
4(B)	0115033797	Aug-2007	01-Feb-2005	CA	90.00	306,000.00	305,902.16	01-Jan-2007	5	9.750%	14,149.23
4(B)	0115034043	Aug-2007	01-Feb-2005	TX	80.00	52,800.00	48,912.48	01-Jan-2007	5	11.125%	3,033.25
4(B)	0115034381	Apr-2007	01-Mar-2005	TX	80.00	56,000.00	55,846.56	01-Aug-2005	22	10.000%	10,684.55
4(B)	0115035131	May-2007	01-Jan-2005	GA	67.91	91,000.00	90,305.99	01-Aug-2006	10	13.375%	11,065.73
4(B)	0115035891	Feb-2006	01-Mar-2005	MI	80.00	119,200.00	117,401.36	01-Dec-2006	6	11.250%	7,887.98
4(B)	0115037079	Dec-2006	01-Feb-2005	FL	95.00	142,500.00	140,533.40	01-Oct-2006	8	12.450%	10,761.43
4(B)	0115041063	Jan-2006	01-Mar-2005	PA	64.81	70,000.00	68,450.90	01-Aug-2007	(1)	10.500%	576.43
4(B)	0115042582	Jun-2007	01-Mar-2005	OH	80.00	50,400.00	49,603.27	01-Jun-2007	0	11.875%	948.48
4(B)	0115043226	Aug-2007	01-Feb-2005	TX	80.00	60,000.00	68,633.09	01-Apr-2007	2	7.750%	1,706.36
4(B)	0115046740	Jan-2006	01-Jan-2005	AL	80.00	125,600.00	123,625.30	01-Jun-2007	0	13.625%	2,724.52
4(B)	0115048944	Mar-2007	01-Feb-2005	FL	80.00	296,000.00	295,192.44	01-Jul-2007	0	6.875%	3,185.62
4(B)	0115050858	Apr-2007	01-Mar-2005	MI	80.00	66,200.00	65,455.63	01-Aug-2006	10	11.375%	6,268.75
4(B)	0115050981	Jun-2006	01-Feb-2005	NJ	80.00	152,000.00	150,450.93	01-Sep-2006	9	13.375%	15,504.28

Structured Asset Investment Loan Trust
Mortgage Pass-Through Certificates
Series 2005-3

23-Aug-2007 10:07:07AM

Realized Loss Detail Report - Loans with Losses during Current Period

Summary				
	# Loans with Losses	Prior Actual Balance	Realized Loss/(Gain) Amount	Current Loss Percentage
1(A)	4	167,620.78	171,650.49	0.620%
1(B)	18	568,947.69	94,527.84	0.162%
2(A)	26	595,638.43	606,998.15	0.803%
2(B)	50	3,771,069.59	1,145,393.80	0.526%
3(A)	12	362,071.24	313,850.77	0.739%
3(B)	24	1,185,297.39	411,813.85	0.317%
4(A)	1	350,017.00	43,193.37	0.087%
4(B)	5	652,022.07	347,049.91	0.320%
Total	140	7,652,684.19	3,134,478.18	0.442%

Realized Loss Loan Detail Report - Loans with Losses during Current Period

Group	Loan Number	Original Principal Balance	Current Note Rate	State	LTV at Origination	Original Term	Prior Actual Balance	Realized Loss/(Gain)	Cumulative Realized Loss/(Gain)
1(A)	0114609811	53,994.00	11.200%	FL	20.00	180	53,496.35	55,879.32	55,879.32
1(A)	0114625585	69,000.00	10.850%	MN	20.00	180	68,535.05	95,755.61	95,755.61
1(A)	0114823412	74,375.00	8.370%	PA	85.00	360	0.00	(27,538.07)	15,428.44
1(A)	0114949837	46,000.00	10.850%	CA	20.00	180	45,589.38	47,553.63	47,553.63
1(B)	0114820038	45,050.00	8.490%	MI	85.00	360	0.00	(16,194.16)	37,830.22
1(B)	0114831027	139,500.00	11.865%	GA	90.00	360	0.00	125.00	111,244.71
1(B)	0114833429	169,100.00	10.375%	IL	95.00	360	0.00	(6,587.12)	102,651.40
1(B)	0114835002	201,600.00	10.630%	DE	80.00	360	0.00	325.00	21,926.68
1(B)	0114835754	216,900.00	9.740%	MI	90.00	360	0.00	(82,113.76)	19,360.32
1(B)	0114846173	85,000.00	10.740%	MI	85.00	360	0.00	(6,876.48)	40,268.43
1(B)	0114848815	182,500.00	10.130%	TX	81.11	360	0.00	(54,292.38)	27,780.23
1(B)	0114849607	255,000.00	11.130%	MS	85.00	360	255,000.00	222,839.12	222,839.12
1(B)	0114933492	87,300.00	9.400%	TX	90.00	360	0.00	(35,793.93)	2,790.84
1(B)	0114940083	52,500.00	12.375%	TX	75.00	360	51,859.07	10,109.46	10,109.46
1(B)	0114942212	209,600.00	8.890%	NV	80.00	360	0.00	10.92	40,224.06
1(B)	0114944119	268,000.00	8.250%	CA	80.00	360	262,088.62	15.50	15.50
1(B)	0114944325	229,500.00	8.990%	CA	85.00	360	0.00	131.50	50,395.21
1(B)	0114948144	172,000.00	8.225%	MN	80.00	360	0.00	413.61	98,980.97
1(B)	0114948789	180,000.00	7.850%	MN	80.00	360	0.00	62,307.44	67,282.09
1(B)	0114948979	124,000.00	10.450%	MN	80.00	360	0.00	92.62	54,823.10
1(B)	0114949050	319,200.00	9.300%	MN	80.00	360	0.00	7.75	48,398.89
1(B)	0114949829	184,000.00	9.300%	CA	80.00	360	0.00	7.75	51,346.37
2(A)	0114134224	39,600.00	11.360%	OH	20.00	180	0.00	22.00	22.00
2(A)	0114595853	20,000.00	10.800%	IL	21.74	240	19,482.56	21,143.59	21,143.59

Structured Asset Investment Loan Trust
Mortgage Pass-Through Certificates
Series 2005-3

Contact: Customer Service - CTSLink
Wells Fargo Bank, N.A.
Securities Administration Services
7485 New Horizon Way
Frederick, MD 21703
www.ctslink.com
Telephone: (301) 815-6600
Fax: (301) 815-6660

23-Aug-2007 10:07:07AM

Realized Loss Loan Detail Report - Loans with Losses during Current Period

Group	Loan Number	Original Principal Balance	Current Note Rate	State	LTV at Origination	Original Term	Prior Actual Balance	Realized Loss/(Gain)	Cumulative Realized Loss/(Gain)
2(A)	0114606916	31,800.00	10.850%	MI	20.00	180	0.00	1,867.79	36,638.94
2(A)	0114613912	23,999.00	9.490%	TX	20.00	240	0.00	(170.92)	17,325.06
2(A)	0114622822	33,800.00	10.240%	MN	20.00	240	0.00	1,162.00	49,773.48
2(A)	0114623085	34,600.00	10.500%	MN	20.00	240	0.00	177.75	35,410.27
2(A)	0114624547	86,000.00	9.650%	MN	20.00	180	0.00	145.41	218,574.35
2(A)	0114641236	60,000.00	10.000%	CA	20.00	240	58,012.87	60,301.58	60,301.58
2(A)	0114817083	25,000.00	10.500%	MO	26.34	180	23,539.48	24,320.58	24,320.58
2(A)	0114817265	25,000.00	11.365%	IL	20.66	180	0.00	2,020.00	29,165.14
2(A)	0114818743	36,000.00	9.880%	LA	80.00	360	35,468.16	39,883.85	39,883.85
2(A)	0114818750	36,000.00	9.990%	MS	90.00	360	35,728.07	34,478.44	34,478.44
2(A)	0114826357	99,600.00	9.990%	CA	20.00	180	0.00	9.00	90.00
2(A)	0114844772	45,600.00	8.990%	CA	20.00	180	0.00	810.02	48,734.28
2(A)	0114934821	25,200.00	10.250%	MI	20.00	180	24,912.25	26,322.46	26,322.46
2(A)	0114935729	27,000.00	11.700%	MI	15.00	180	0.00	(234.73)	24,822.75
2(A)	0114936206	82,400.00	11.350%	CA	20.00	180	81,737.68	85,429.87	85,429.87
2(A)	0114942899	83,000.00	10.000%	NV	20.00	180	0.00	(772.00)	81,664.34
2(A)	0114942915	79,000.00	10.500%	NV	20.00	180	0.00	10,452.29	112,810.48
2(A)	0114943699	175,000.00	9.400%	CA	20.00	240	173,992.29	254,959.61	254,959.61
2(A)	0114944192	67,000.00	9.990%	CA	20.00	180	66,286.08	15.50	15.50
2(A)	0114946510	33,200.00	10.250%	MN	20.00	180	32,861.32	34,194.94	34,194.94
2(A)	0114946536	74,000.00	10.600%	MN	20.00	180	0.00	(34,561.34)	46,576.99
2(A)	0114947054	41,000.00	9.650%	MN	20.00	180	0.00	96.00	44,210.47
2(A)	0114947930	44,200.00	9.400%	MN	20.00	180	43,617.67	45,518.63	45,518.63
2(A)	0114963770	25,000.00	11.700%	UT	20.00	180	0.00	(594.17)	27,716.63
2(B)	0019660729	584,000.00	9.375%	NM	80.00	360	0.00	(377.00)	101,124.40
2(B)	0114204761	115,200.00	10.000%	MO	80.00	360	111,659.63	2,580.71	2,580.71
2(B)	0114428543	133,366.00	9.000%	TX	79.86	360	129,506.32	26,871.15	26,871.15
2(B)	0114431851	176,000.00	9.740%	CA	80.00	360	176,000.00	108.25	108.25
2(B)	0114438070	562,470.00	6.380%	FL	75.00	360	0.00	95.46	201,869.25
2(B)	0114450232	348,000.00	9.880%	CA	80.00	360	0.00	(4,859.44)	2,063.53
2(B)	0114466956	95,400.00	7.375%	NC	90.00	360	0.00	(19,838.49)	2,758.25
2(B)	0114466998	66,000.00	7.375%	NC	80.00	360	65,431.99	24,214.55	24,214.55
2(B)	0114468010	56,250.00	10.125%	MI	75.00	360	0.00	11.24	72,954.07
2(B)	0114468846	97,750.00	8.625%	TN	85.00	360	0.00	(34,817.21)	20,096.04
2(B)	0114470461	430,000.00	9.875%	CA	80.00	360	0.00	266.00	46,876.06
2(B)	0114584261	79,920.00	11.150%	TX	80.00	360	78,644.55	31,298.58	31,298.58
2(B)	0114817828	30,000.00	8.740%	OH	75.00	360	0.00	(578.87)	37,316.49
2(B)	0114818016	31,450.00	11.875%	MD	85.00	360	0.00	661.60	27,041.02
2(B)	0114819287	40,200.00	11.125%	MS	75.00	360	0.00	7.75	7.75
2(B)	0114820624	50,400.00	11.875%	OH	90.00	360	49,989.81	28,045.11	28,045.11

Structured Asset Investment Loan Trust
Mortgage Pass-Through Certificates
Series 2005-3

23-Aug-2007 10:07:07AM

Realized Loss Loan Detail Report - Loans with Losses during Current Period

Group	Loan Number	Original Principal Balance	Current Note Rate	State	LTV at Origination	Original Term	Prior Actual Balance	Realized Loss/(Gain)	Cumulative Realized Loss/(Gain)
2(B)	0114820749	51,300.00	11.740%	MS	90.00	360	50,962.56	56,314.28	56,314.28
2(B)	0114820830	52,500.00	11.490%	OH	75.00	360	0.00	7,477.51	77,041.33
2(B)	0114821192	56,100.00	10.885%	NC	85.00	360	0.00	125.00	66,898.27
2(B)	0114821515	58,500.00	11.875%	MS	90.00	360	0.00	385.00	53,647.71
2(B)	0114822703	67,500.00	7.740%	IN	90.00	360	0.00	9,409.96	93,038.90
2(B)	0114823271	72,000.00	11.490%	MO	88.89	360	70,616.16	27,230.89	27,230.89
2(B)	0114824907	87,300.00	10.865%	SC	90.00	360	0.00	59.35	22,356.71
2(B)	0114827462	108,000.00	11.115%	TX	80.00	360	0.00	70.41	60,977.38
2(B)	0114831555	144,000.00	9.125%	CO	80.00	360	0.00	(16.82)	61,994.73
2(B)	0114833866	180,000.00	11.875%	MI	90.00	360	178,903.06	171,443.23	171,443.23
2(B)	0114837198	260,000.00	9.240%	CA	80.00	360	0.00	289.90	59,429.54
2(B)	0114839160	372,000.00	7.365%	CA	80.00	360	0.00	(3,996.42)	5,731.82
2(B)	0114839434	395,200.00	9.490%	TX	80.00	360	0.00	(1,047.66)	132,877.37
2(B)	0114841067	607,000.00	9.745%	CA	64.92	360	0.00	272.50	272.50
2(B)	0114841224	639,000.00	10.365%	CA	90.00	360	638,884.00	19,806.55	19,806.55
2(B)	0114841414	690,000.00	9.990%	CO	90.91	360	0.00	1,073.35	203,498.30
2(B)	0114843451	427,500.00	10.015%	CA	95.00	360	427,494.62	108,323.80	108,323.80
2(B)	0114843642	470,250.00	10.500%	CA	95.00	360	0.00	313.00	129,701.63
2(B)	0114845415	62,100.00	11.875%	MO	90.00	360	61,472.38	62,731.05	62,731.05
2(B)	0114845837	73,800.00	8.750%	IL	90.00	360	0.00	(8,335.12)	4,221.06
2(B)	0114845910	76,500.00	11.875%	MO	90.00	360	75,930.42	55,536.23	55,536.23
2(B)	0114846439	92,700.00	11.875%	MO	90.00	360	0.00	1,243.01	89,492.77
2(B)	0114848120	148,750.00	11.875%	LA	85.00	360	147,107.06	52,283.52	52,283.52
2(B)	0114925688	476,000.00	9.250%	MA	80.00	360	0.00	22.56	44,217.93
2(B)	0114933393	48,000.00	11.875%	TX	80.00	360	0.00	6,266.95	67,968.30
2(B)	0114945983	59,250.00	12.375%	OH	75.00	360	59,108.64	38,035.39	38,035.39
2(B)	0114946114	115,000.00	11.000%	WI	100.00	360	0.00	64.00	65,112.48
2(B)	0114948094	268,000.00	10.990%	MN	100.00	360	268,000.00	136,197.36	136,197.36
2(B)	0114957541	366,300.00	8.950%	CA	89.99	360	0.00	131.50	131.50
2(B)	0114965957	463,500.00	8.928%	NY	100.00	360	462,984.09	82,717.67	82,717.67
2(B)	0114966286	50,350.00	9.350%	IL	95.00	360	49,830.45	35,161.53	35,161.53
2(B)	0114966492	72,000.00	12.375%	MO	80.00	360	71,515.17	43,032.00	43,032.00
2(B)	0115024333	462,000.00	11.125%	TX	70.00	360	459,626.01	132,360.98	132,360.98
2(B)	0115050866	139,400.00	10.100%	MI	85.00	360	137,402.67	56,721.95	56,721.95
3(A)	0114203847	44,625.00	9.050%	TN	85.00	180	0.00	940.00	47,366.98
3(A)	0114445505	97,738.00	7.630%	IN	84.99	360	96,766.68	63,064.34	63,064.34
3(A)	0114471709	51,200.00	11.500%	CA	20.00	360	0.00	1,046.02	55,726.36
3(A)	0114472434	95,000.00	7.625%	IN	86.36	360	94,365.07	61,574.52	61,574.52
3(A)	0114592223	103,000.00	11.500%	CA	20.00	240	100,691.64	111,684.33	111,684.33
3(A)	0114606304	49,980.00	10.850%	CO	20.00	180	0.00	41.84	50,023.35

Structured Asset Investment Loan Trust
Mortgage Pass-Through Certificates
Series 2005-3

Contact: Customer Service - CTSLink
Wells Fargo Bank, N.A.
Securities Administration Services
7485 New Horizon Way
Frederick, MD 21703
www.ctslink.com
Telephone: (301) 815-6600
Fax: (301) 815-6660

23-Aug-2007 10:07:07AM

Realized Loss Loan Detail Report - Loans with Losses during Current Period

Group	Loan Number	Original Principal Balance	Current Note Rate	State	LTV at Origination	Original Term	Prior Actual Balance	Realized Loss/(Gain)	Cumulative Realized Loss/(Gain)
3(A)	0114615651	70,600.00	11.300%	NJ	20.00	180	70,247.85	74,037.56	74,037.56
3(A)	0114932171	150,000.00	8.650%	CA	50.85	360	0.00	50.00	158.50
3(A)	0114939747	59,500.00	10.450%	TX	85.00	360	0.00	45.12	40,454.66
3(A)	0114946833	42,000.00	10.850%	MN	20.00	180	0.00	(790.46)	41,532.21
3(A)	0114948888	66,000.00	11.400%	MN	20.00	180	0.00	1,782.50	70,918.82
3(A)	0114959166	107,200.00	6.300%	IL	80.00	240	0.00	375.00	14,477.63
3(B)	0114142904	115,985.00	11.390%	TX	79.99	360	0.00	22.00	22.00
3(B)	0114147093	158,400.00	11.360%	OH	80.00	360	0.00	22.00	22.00
3(B)	0114151038	256,711.00	10.990%	NV	64.99	360	0.00	23.00	23.00
3(B)	0114466659	196,000.00	7.000%	NC	80.00	360	192,601.49	27,065.67	27,065.67
3(B)	0114466899	122,800.00	7.250%	GA	80.00	360	0.00	26.45	59,121.87
3(B)	0114468101	134,300.00	8.000%	RI	85.00	360	0.00	565.00	56,662.39
3(B)	0114470313	320,000.00	9.375%	CA	80.00	360	0.00	(2,728.55)	83,094.84
3(B)	0114471154	278,400.00	6.875%	CA	80.00	360	0.00	407.50	407.50
3(B)	0114475890	194,400.00	9.500%	RI	80.00	360	0.00	1,000.00	59,761.25
3(B)	0114477649	333,000.00	10.875%	IA	84.30	360	331,944.01	198,449.20	198,449.20
3(B)	0114822190	64,000.00	8.990%	MI	80.00	360	0.00	1,785.94	75,595.00
3(B)	0114836661	241,600.00	9.490%	OH	80.00	360	0.00	1,138.90	56,017.54
3(B)	0114845704	69,900.00	10.505%	IN	73.66	360	69,174.24	22,902.53	22,902.53
3(B)	0114846678	97,800.00	11.625%	TX	79.64	360	96,862.91	28,067.12	28,067.12
3(B)	0114849243	213,750.00	9.490%	CA	75.00	360	0.00	7.75	7.75
3(B)	0114933211	300,000.00	8.150%	CA	80.00	360	0.00	2,071.96	2,105.29
3(B)	0114934045	170,400.00	10.100%	TX	80.00	360	0.00	106.59	34,202.46
3(B)	0114936305	344,000.00	7.950%	CA	80.00	360	344,000.00	44,919.71	44,919.71
3(B)	0114940877	134,424.00	8.600%	TX	80.00	360	0.00	745.83	29,672.70
3(B)	0114944515	196,500.00	10.050%	CT	75.58	360	0.00	(979.28)	79,579.81
3(B)	0114946874	61,914.00	8.650%	MN	90.00	360	61,374.78	42,272.35	42,272.35
3(B)	0114949183	103,240.00	10.000%	MN	80.00	360	0.00	193.48	18,659.45
3(B)	0114950918	280,000.00	9.200%	CA	80.00	360	0.00	241.00	241.00
3(B)	0114968860	90,000.00	10.200%	NY	90.00	360	89,339.96	43,487.70	43,487.70
4(A)	0115048902	352,750.00	7.990%	NY	85.00	360	350,017.00	43,193.37	43,193.37
4(B)	0115002784	87,000.00	11.125%	GA	60.00	360	86,243.71	36,745.99	36,745.99
4(B)	0115003709	70,200.00	11.650%	OH	90.00	360	69,685.08	65,597.18	65,597.18
4(B)	0115007205	144,000.00	11.625%	TX	80.00	360	144,000.00	98,569.08	98,569.08
4(B)	0115040354	247,000.00	12.640%	ME	95.00	360	246,643.28	113,869.49	113,869.49
4(B)	0115042111	105,450.00	10.550%	GA	95.00	360	105,450.00	32,268.17	32,268.17

Structured Asset Investment Loan Trust
Mortgage Pass-Through Certificates
Series 2005-3

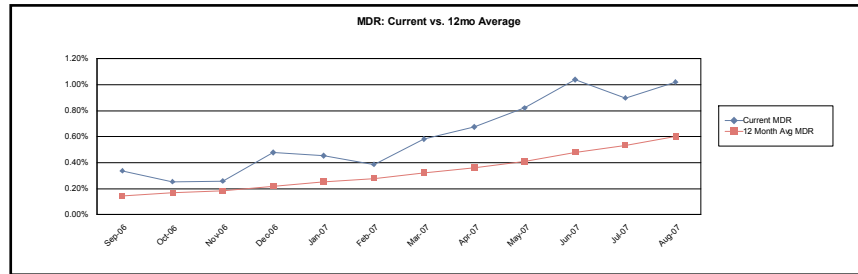
23-Aug-2007 10:07:07AM

Realized Loss Report - Collateral

Summary

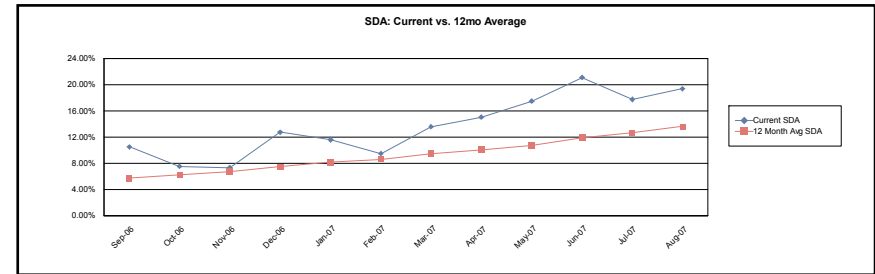
MDR

Current Month 1.022%
3 Month Average 0.986%
12 Month Average 0.601%



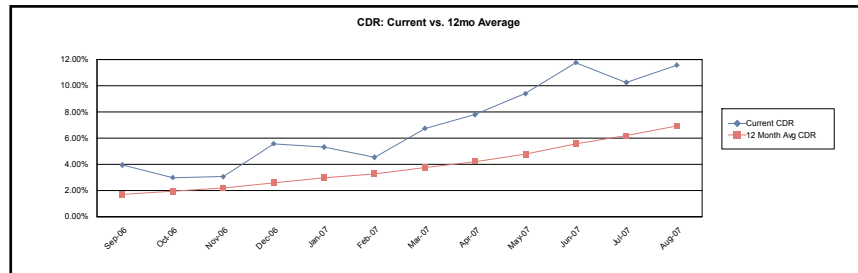
SDA

Current Month 19.402%
3 Month Average 19.436%
12 Month Average 13.666%



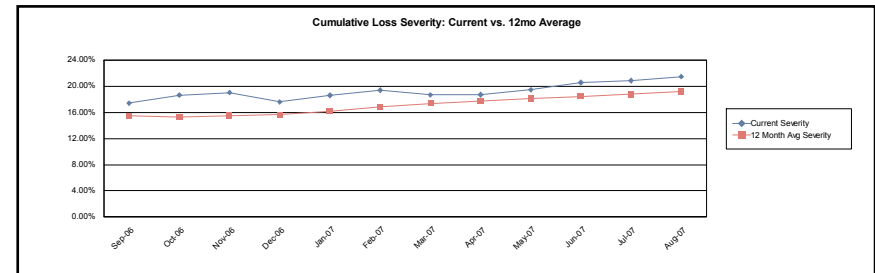
CDR

Current Month 11.593%
3 Month Average 11.211%
12 Month Average 6.929%



Cumulative Loss Severity

Current Month 21.477%
3 Month Average 20.971%
12 Month Average 19.201%



Structured Asset Investment Loan Trust
Mortgage Pass-Through Certificates
Series 2005-3

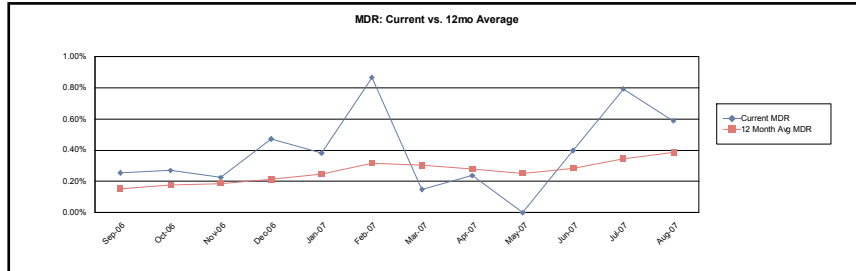
23-Aug-2007 10:07:07AM

Realized Loss Report - Collateral

1(A)

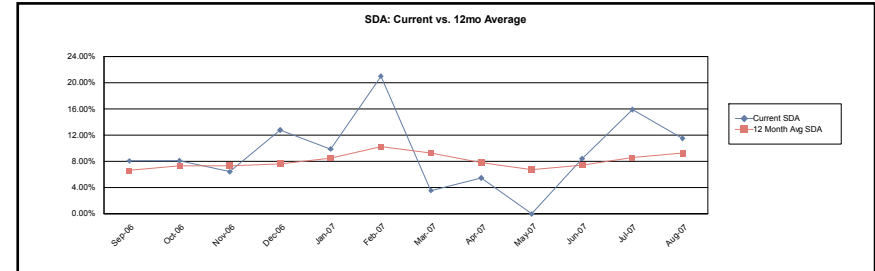
MDR

Current Month 0.588%
3 Month Average 0.594%
12 Month Average 0.387%



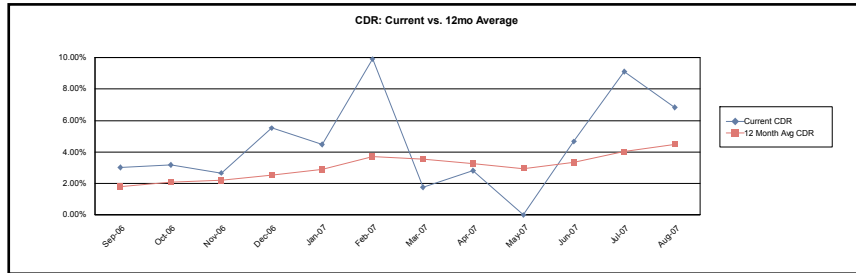
SDA

Current Month 11.545%
3 Month Average 11.988%
12 Month Average 9.291%



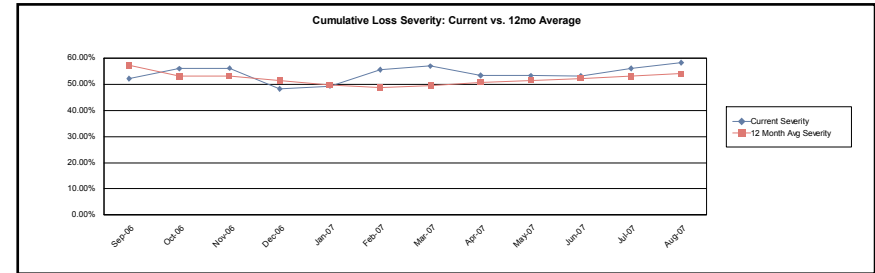
CDR

Current Month 6.835%
3 Month Average 6.878%
12 Month Average 4.503%



Cumulative Loss Severity

Current Month 58.289%
3 Month Average 55.846%
12 Month Average 54.031%



Structured Asset Investment Loan Trust
Mortgage Pass-Through Certificates
Series 2005-3

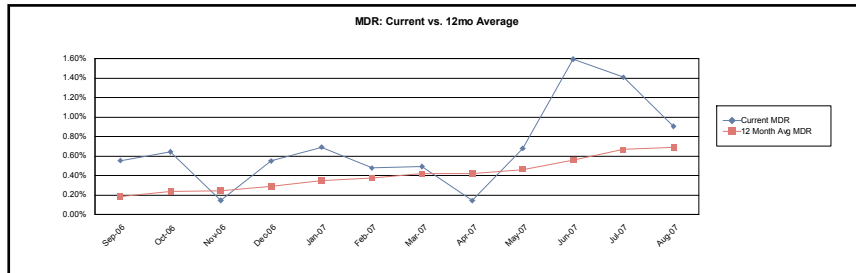
23-Aug-2007 10:07:07AM

Realized Loss Report - Collateral

1(B)

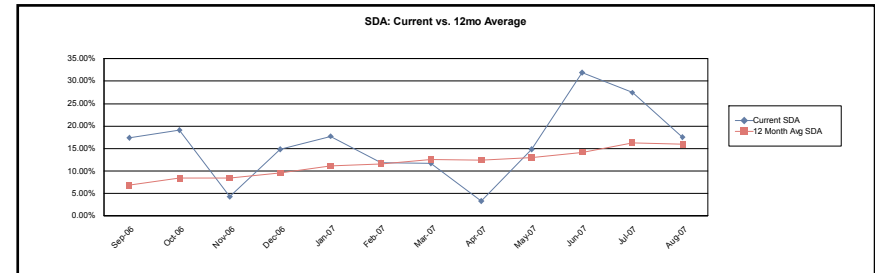
MDR

Current Month 0.907%
3 Month Average 1.304%
12 Month Average 0.691%



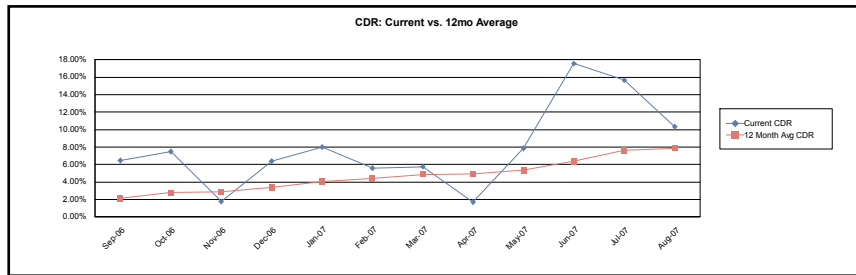
SDA

Current Month 17.538%
3 Month Average 25.633%
12 Month Average 16.009%



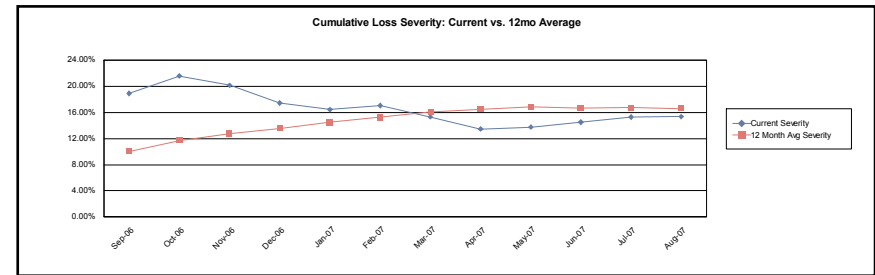
CDR

Current Month 10.357%
3 Month Average 14.526%
12 Month Average 7.882%



Cumulative Loss Severity

Current Month 15.337%
3 Month Average 15.041%
12 Month Average 16.599%



Structured Asset Investment Loan Trust
Mortgage Pass-Through Certificates
Series 2005-3

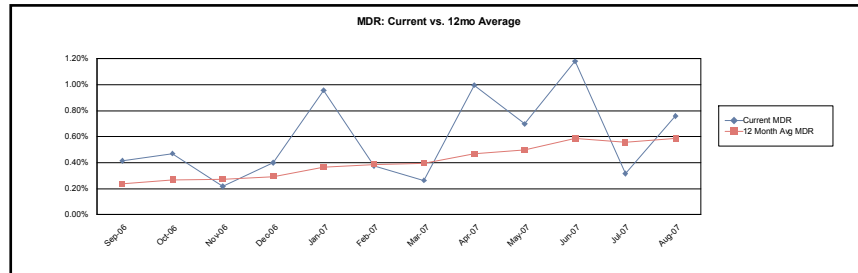
23-Aug-2007 10:07:07AM

Realized Loss Report - Collateral

2(A)

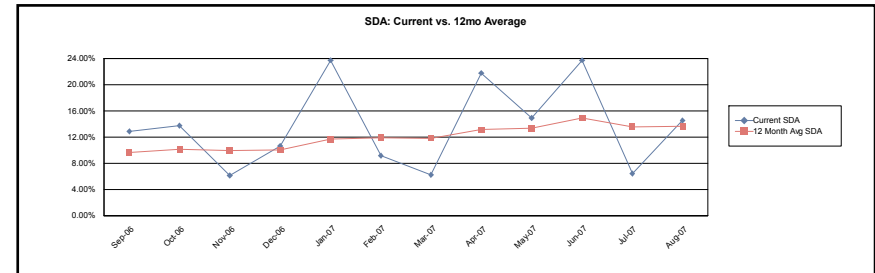
MDR

Current Month 0.758%
3 Month Average 0.752%
12 Month Average 0.587%



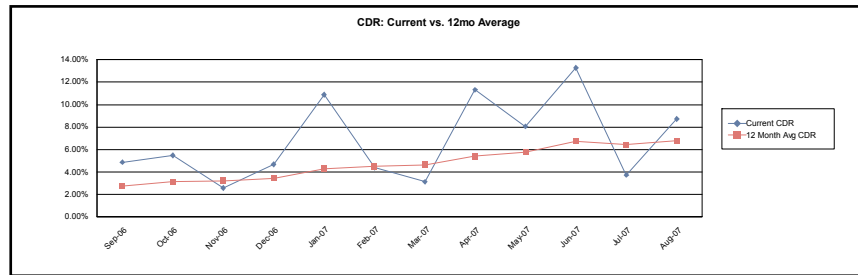
SDA

Current Month 14.552%
3 Month Average 14.923%
12 Month Average 13.699%



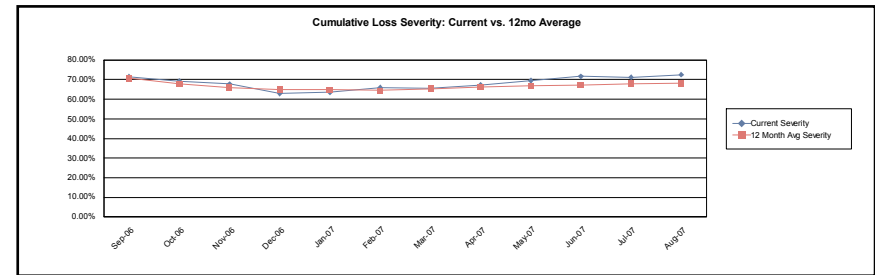
CDR

Current Month 8.723%
3 Month Average 8.581%
12 Month Average 6.766%



Cumulative Loss Severity

Current Month 72.563%
3 Month Average 71.832%
12 Month Average 68.247%



**Structured Asset Investment Loan Trust
Mortgage Pass-Through Certificates
Series 2005-3**

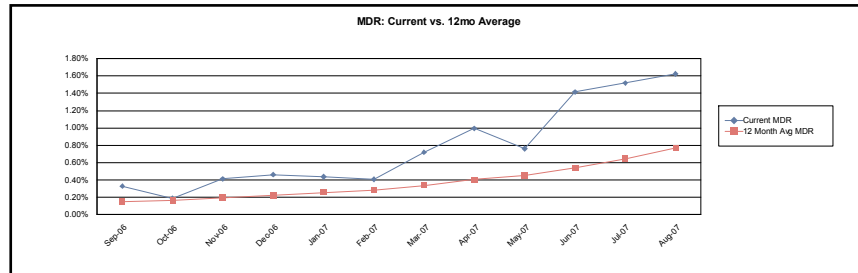
23-Aug-2007 10:07:07AM

Realized Loss Report - Collateral

2(B)

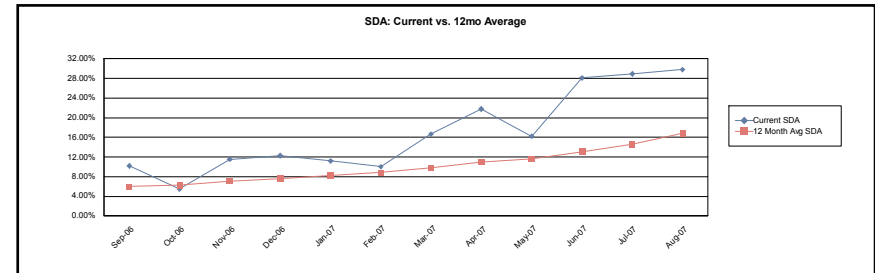
MDR

Current Month 1.626%
3 Month Average 1.520%
12 Month Average 0.773%



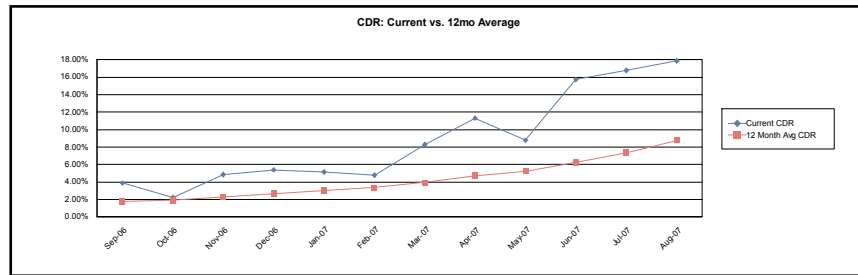
SDA

Current Month 29.768%
3 Month Average 28.920%
12 Month Average 16.848%



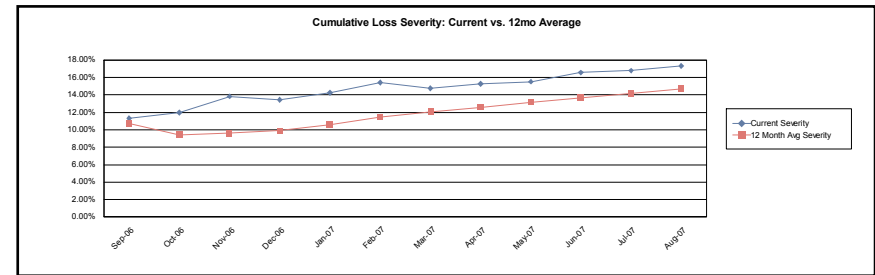
CDR

Current Month 17.861%
3 Month Average 16.785%
12 Month Average 8.750%



Cumulative Loss Severity

Current Month 17.315%
3 Month Average 16.887%
12 Month Average 14.703%



Structured Asset Investment Loan Trust
Mortgage Pass-Through Certificates
Series 2005-3

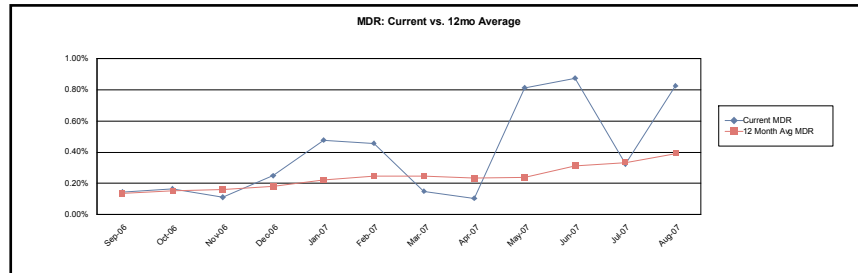
23-Aug-2007 10:07:07AM

Realized Loss Report - Collateral

3(A)

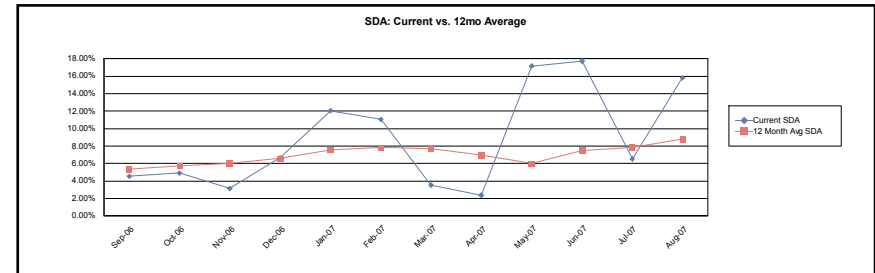
MDR

Current Month 0.826%
3 Month Average 0.675%
12 Month Average 0.392%



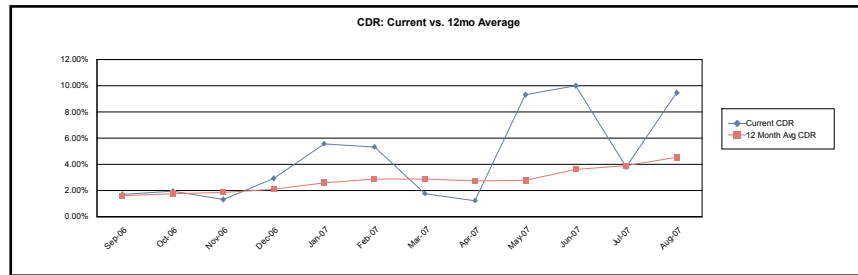
SDA

Current Month 15.793%
3 Month Average 13.362%
12 Month Average 8.795%



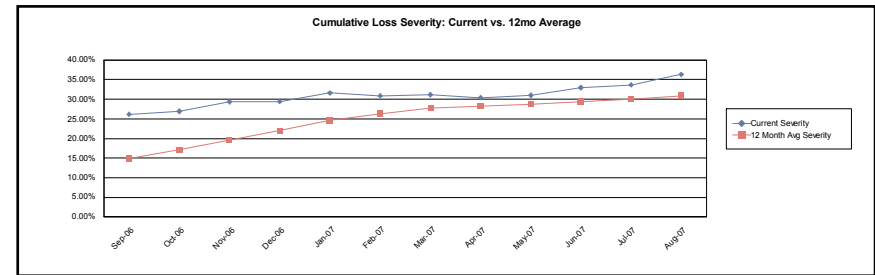
CDR

Current Month 9.476%
3 Month Average 7.772%
12 Month Average 4.555%



Cumulative Loss Severity

Current Month 36.310%
3 Month Average 34.318%
12 Month Average 30.831%



Structured Asset Investment Loan Trust
Mortgage Pass-Through Certificates
Series 2005-3

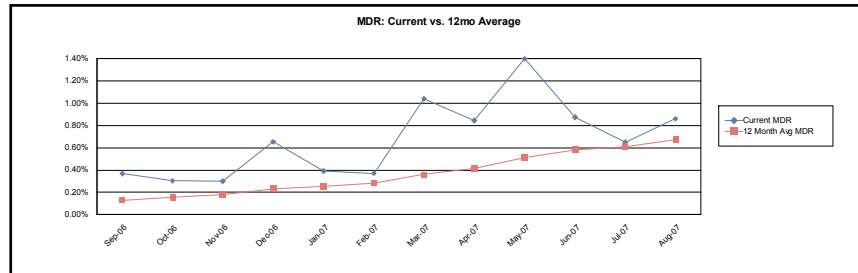
23-Aug-2007 10:07:07AM

Realized Loss Report - Collateral

3(B)

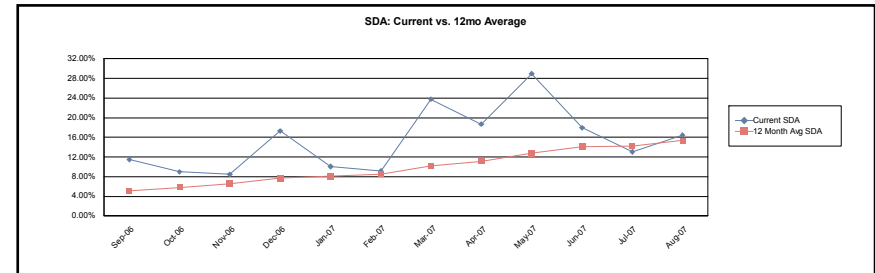
MDR

Current Month 0.860%
3 Month Average 0.796%
12 Month Average 0.672%



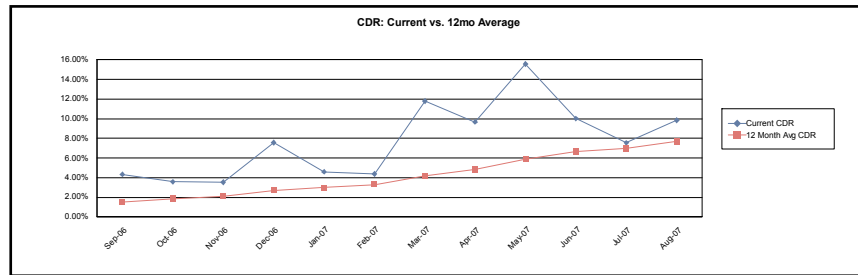
SDA

Current Month 16.482%
3 Month Average 15.833%
12 Month Average 15.360%



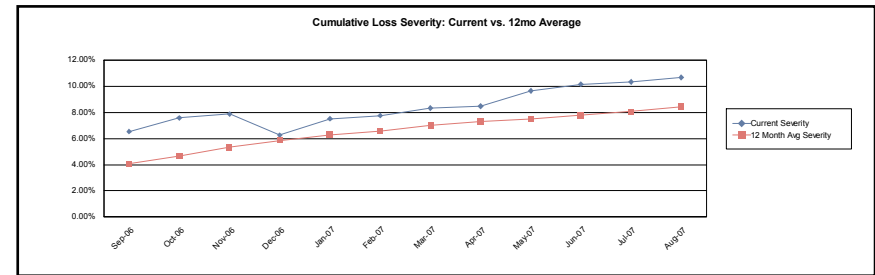
CDR

Current Month 9.850%
3 Month Average 9.135%
12 Month Average 7.704%



Cumulative Loss Severity

Current Month 10.664%
3 Month Average 10.385%
12 Month Average 8.426%



**Structured Asset Investment Loan Trust
Mortgage Pass-Through Certificates
Series 2005-3**

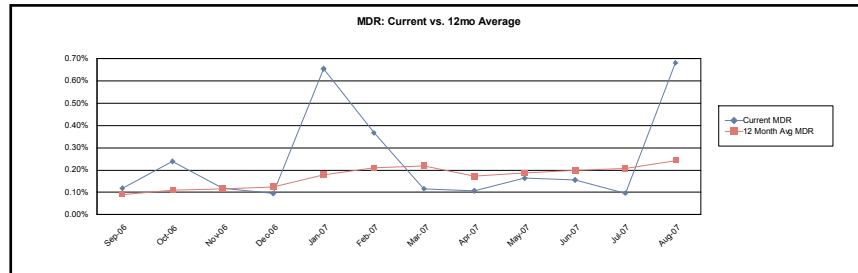
23-Aug-2007 10:07:07AM

Realized Loss Report - Collateral

4(A)

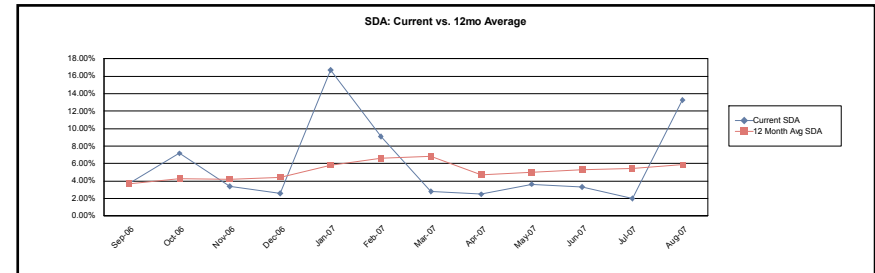
MDR

Current Month	0.682%
3 Month Average	0.311%
12 Month Average	0.243%



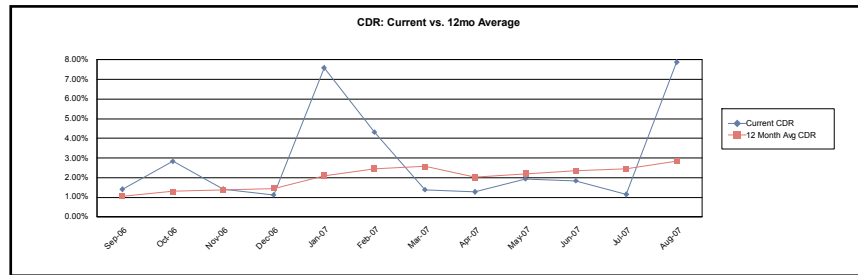
SDA

Current Month	13.269%
3 Month Average	6.201%
12 Month Average	5.857%



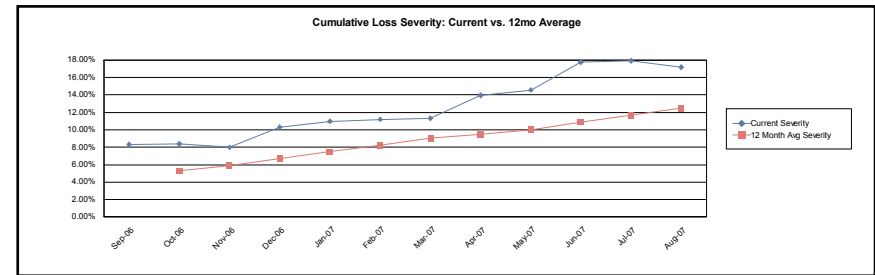
CDR

Current Month	7.882%
3 Month Average	3.626%
12 Month Average	2.848%



Cumulative Loss Severity

Current Month	17.167%
3 Month Average	17.607%
12 Month Average	12.485%



Structured Asset Investment Loan Trust
Mortgage Pass-Through Certificates
Series 2005-3

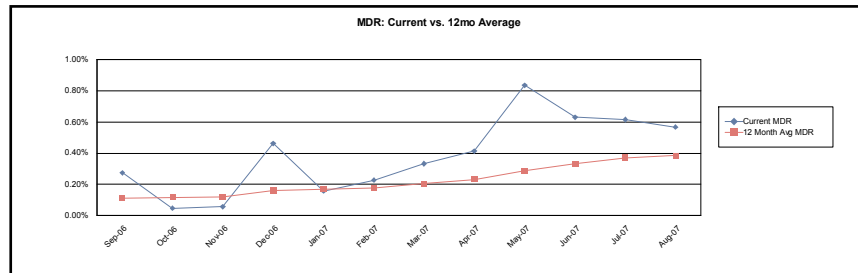
23-Aug-2007 10:07:07AM

Realized Loss Report - Collateral

4(B)

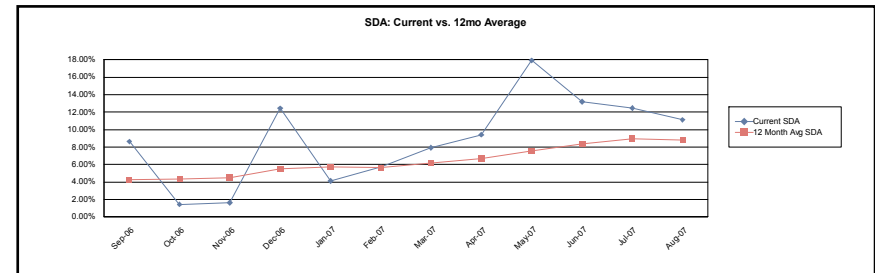
MDR

Current Month 0.568%
3 Month Average 0.605%
12 Month Average 0.385%



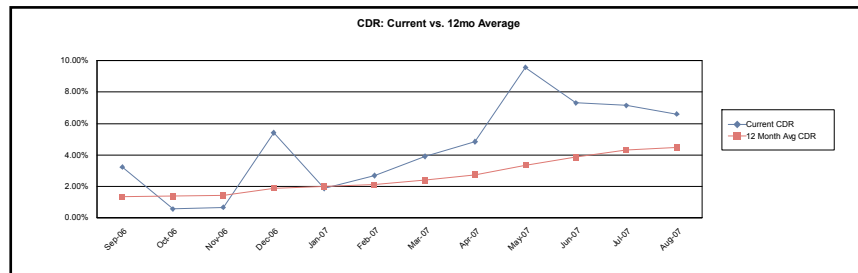
SDA

Current Month 11.112%
3 Month Average 12.247%
12 Month Average 8.834%



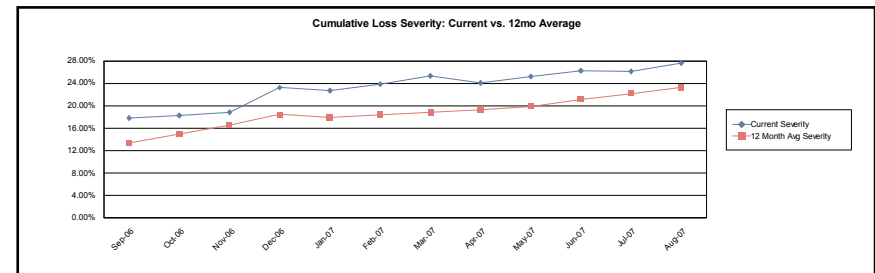
CDR

Current Month 6.611%
3 Month Average 7.026%
12 Month Average 4.493%



Cumulative Loss Severity

Current Month 27.645%
3 Month Average 26.683%
12 Month Average 23.300%



Calculation Methodology:

Monthly Default Rate (MDR): $\text{sum}(\text{Beg Scheduled Balance of Liquidated Loans}) / \text{sum}(\text{Beg Scheduled Balance})$.

Conditional Default Rate (CDR): $1 - ((1 - \text{MDR})^{12})$

SDA Standard Default Assumption: If $\text{WAS} \leq 30$ then $\text{CDR} / (\text{WAS} * 0.02)$ else if $30 < \text{WAS} \leq 60$ then $\text{CDR} / 0.6$ else if $60 < \text{WAS} \leq 120$ then $\text{CDR} / (0.6 - ((\text{WAS} - 60) * 0.0095))$ else if $\text{WAS} > 120$ then $\text{CDR} / 0.03$

Cumulative Loss Severity: $\text{Sum}(\text{Realized Losses}) / \text{Sum}(\text{Ending Actual Balance for loans that have experienced a loss})$.

Structured Asset Investment Loan Trust
Mortgage Pass-Through Certificates
Series 2005-3

23-Aug-2007 10:07:07AM

Prepayment Detail - Prepayments during Current Period

Summary													
	Loans Paid in Full			Repurchased Loans			Substitution Loans			Liquidated Loans			Curtailments
	Count	Original Principal Balance	Current Scheduled Balance	Count	Original Principal Balance	Current Scheduled Balance	Count	Original Principal Balance	Current Scheduled Balance	Count	Original Principal Balance	Current Scheduled Balance	Curtailment Amount
1(A)	8	547,710.00	523,393.57	0	0.00	0.00	0	0.00	0.00	3	168,994.00	167,036.58	1,957.53
1(B)	18	3,216,936.00	3,144,802.05	0	0.00	0.00	0	0.00	0.00	3	575,500.00	562,231.23	(603.90)
2(A)	15	1,762,101.00	1,725,842.26	0	0.00	0.00	0	0.00	0.00	11	604,000.00	590,899.25	6,760.95
2(B)	47	8,980,672.00	8,289,267.35	0	0.00	0.00	0	0.00	0.00	21	3,792,536.00	3,740,307.06	2,968.88
3(A)	6	348,735.00	336,088.96	0	0.00	0.00	0	0.00	0.00	4	366,338.00	357,303.30	2,588.33
3(B)	30	5,707,851.00	5,583,136.99	0	0.00	0.00	0	0.00	0.00	7	1,192,614.00	1,174,990.35	(16,928.93)
4(A)	5	646,300.00	631,167.66	0	0.00	0.00	0	0.00	0.00	1	352,750.00	344,862.94	(60,479.83)
4(B)	25	4,597,521.00	4,512,311.06	0	0.00	0.00	0	0.00	0.00	5	653,650.00	645,502.03	(2,542.81)
Total	154	25,807,826.00	24,746,009.90	0	0.00	0.00	0	0.00	0.00	55	7,706,382.00	7,583,132.74	(66,279.78)

Prepayment Loan Detail - Prepayments during Current Period

Group	Loan Number	State	LTV at Origination	First Payment Date	Original Principal Balance	Prepayment Amount	PIF Type	Months Delinquent	Current Loan Rate	Original Term	Seasoning
1(A)	0114609811	FL	20.00	01-Feb-2005	53,994.00	53,378.78	Liquidation	5	11.200%	180	30
1(A)	0114625585	MN	20.00	01-Feb-2005	69,000.00	68,094.95	Liquidation	11	10.850%	180	30
1(A)	0114650278	AZ	20.00	01-Feb-2005	24,400.00	23,955.33	Loan Paid in Full	0	10.150%	180	30
1(A)	0114825664	AZ	73.82	01-Feb-2005	93,750.00	90,465.69	Loan Paid in Full	0	6.990%	360	30
1(A)	0114826852	OH	90.00	01-Feb-2005	103,500.00	100,756.47	Loan Paid in Full	0	7.250%	360	30
1(A)	0114925050	FL	20.00	01-Mar-2005	26,000.00	25,657.65	Loan Paid in Full	0	10.650%	180	29
1(A)	0114949837	CA	20.00	01-Mar-2005	46,000.00	45,484.17	Liquidation	5	10.850%	180	29
1(A)	0114956444	AZ	90.00	01-Mar-2005	130,500.00	116,536.08	Loan Paid in Full	0	6.500%	180	29
1(A)	0114963176	UT	20.00	01-Mar-2005	32,660.00	32,076.28	Loan Paid in Full	0	9.990%	180	29
1(A)	0114964778	CA	20.00	01-Mar-2005	66,000.00	65,038.82	Loan Paid in Full	0	10.150%	180	29
1(A)	0114968258	FL	70.90	01-Mar-2005	70,900.00	68,063.38	Loan Paid in Full	0	7.950%	360	29
1(B)	0114150857	CA	84.79	01-Dec-2004	250,131.00	241,110.22	Loan Paid in Full	0	10.740%	360	32
1(B)	0114827363	FL	82.47	01-Feb-2005	107,211.00	104,492.50	Loan Paid in Full	(1)	10.880%	360	30
1(B)	0114830433	FL	80.00	01-Feb-2005	133,600.00	129,786.00	Loan Paid in Full	1	10.240%	360	30
1(B)	0114832942	CA	95.00	01-Feb-2005	161,453.00	157,705.59	Loan Paid in Full	0	11.380%	360	30
1(B)	0114849607	MS	85.00	01-Mar-2005	255,000.00	250,001.04	Liquidation	27	11.130%	360	29
1(B)	0114927858	CA	85.00	01-Mar-2005	272,000.00	265,797.02	Loan Paid in Full	1	9.775%	360	29
1(B)	0114929011	PA	80.00	01-Feb-2005	148,000.00	144,521.80	Loan Paid in Full	0	10.450%	360	30
1(B)	0114930167	CA	51.00	01-Feb-2005	153,000.00	148,286.25	Loan Paid in Full	(1)	8.990%	360	30

Structured Asset Investment Loan Trust
Mortgage Pass-Through Certificates
Series 2005-3

23-Aug-2007 10:07:07AM

Prepayment Loan Detail - Prepayments during Current Period

Group	Loan Number	State	LTV at Origination	First Payment Date	Original Principal Balance	Prepayment Amount	PIF Type	Months Delinquent	Current Loan Rate	Original Term	Seasoning
1(B)	0114931587	NV	75.00	01-Mar-2005	300,000.00	292,094.16	Loan Paid in Full	0	9.000%	360	29
1(B)	0114933807	TX	80.00	01-Mar-2005	78,400.00	76,080.29	Loan Paid in Full	0	8.600%	360	29
1(B)	0114934177	NM	60.96	01-Mar-2005	89,300.00	87,207.53	Loan Paid in Full	0	9.350%	360	29
1(B)	0114939374	HI	50.00	01-Mar-2005	318,000.00	310,990.26	Loan Paid in Full	0	10.000%	360	29
1(B)	0114940083	TX	75.00	01-Feb-2005	52,500.00	51,593.20	Liquidation	8	12.375%	360	30
1(B)	0114943236	NV	95.00	01-Mar-2005	255,550.00	255,550.00	Loan Paid in Full	0	8.800%	360	29
1(B)	0114944119	CA	80.00	01-Mar-2005	268,000.00	260,296.87	Liquidation	5	8.250%	360	29
1(B)	0114953839	IL	32.65	01-Mar-2005	80,000.00	78,649.17	Loan Paid in Full	0	10.375%	360	29
1(B)	0114955214	IL	82.98	01-Mar-2005	78,000.00	76,169.96	Loan Paid in Full	0	9.750%	360	29
1(B)	0114955701	PA	69.00	01-Mar-2005	200,031.00	196,329.77	Loan Paid in Full	0	10.575%	360	29
1(B)	0114956162	AZ	85.00	01-Feb-2005	153,000.00	149,679.27	Loan Paid in Full	0	11.375%	360	30
1(B)	0114958812	IL	90.00	01-Mar-2005	163,260.00	159,881.18	Loan Paid in Full	0	10.150%	360	29
1(B)	0114959950	CA	58.72	01-Mar-2005	276,000.00	268,794.81	Loan Paid in Full	8	8.875%	360	29
2(A)	0114466477	FL	20.00	01-Feb-2005	27,000.00	26,531.67	Loan Paid in Full	0	10.875%	360	30
2(A)	0114595853	IL	21.74	01-Feb-2005	20,000.00	19,186.92	Liquidation	8	10.800%	240	30
2(A)	0114596810	CA	20.00	01-Feb-2005	79,000.00	75,118.21	Loan Paid in Full	0	9.500%	240	30
2(A)	0114641236	CA	20.00	01-Feb-2005	60,000.00	57,526.93	Liquidation	5	10.000%	240	30
2(A)	0114642739	UT	20.00	01-Feb-2005	32,400.00	31,970.01	Loan Paid in Full	2	11.100%	180	30
2(A)	0114817083	MO	26.34	01-Feb-2005	25,000.00	23,254.24	Liquidation	5	10.500%	180	30
2(A)	0114817885	MO	20.00	01-Feb-2005	30,551.00	30,161.79	Loan Paid in Full	0	10.990%	180	30
2(A)	0114818289	FL	20.00	01-Feb-2005	33,400.00	32,764.84	Loan Paid in Full	3	8.990%	180	30
2(A)	0114818743	LA	80.00	01-Feb-2005	36,000.00	35,115.39	Liquidation	14	9.880%	360	30
2(A)	0114818750	MS	90.00	01-Feb-2005	36,000.00	35,458.66	Liquidation	12	9.990%	360	30
2(A)	0114934631	CO	20.00	01-Mar-2005	42,800.00	42,006.54	Loan Paid in Full	0	11.050%	180	29
2(A)	0114934698	CO	20.00	01-Mar-2005	43,900.00	42,783.58	Loan Paid in Full	0	9.990%	180	29
2(A)	0114934821	MI	20.00	01-Mar-2005	25,200.00	24,832.40	Liquidation	5	10.250%	180	29
2(A)	0114936206	CA	20.00	01-Mar-2005	82,400.00	81,567.05	Liquidation	5	11.350%	180	29
2(A)	0114936685	FL	20.00	01-Mar-2005	20,000.00	19,641.85	Loan Paid in Full	0	9.400%	180	29
2(A)	0114938004	CT	20.00	01-Mar-2005	74,000.00	71,784.96	Loan Paid in Full	0	11.250%	180	29
2(A)	0114943699	CA	20.00	01-Feb-2005	175,000.00	171,053.30	Liquidation	24	9.400%	240	30
2(A)	0114944192	CA	20.00	01-Mar-2005	67,000.00	65,992.43	Liquidation	5	9.990%	180	29
2(A)	0114946510	MN	20.00	01-Mar-2005	33,200.00	32,775.78	Liquidation	5	10.250%	180	29
2(A)	0114947930	MN	20.00	01-Mar-2005	44,200.00	43,481.71	Liquidation	5	9.400%	180	29
2(A)	0114950942	CA	90.00	01-Mar-2005	448,200.00	448,200.00	Loan Paid in Full	0	7.900%	360	29
2(A)	0114961212	MI	15.00	01-Mar-2005	29,250.00	28,031.97	Loan Paid in Full	0	10.600%	240	29
2(A)	0114967847	CA	20.00	01-Mar-2005	86,600.00	85,493.29	Loan Paid in Full	0	11.400%	180	29
2(A)	0115001182	CA	16.67	01-Feb-2005	50,000.00	49,310.14	Loan Paid in Full	0	10.600%	360	30
2(A)	0115010555	MA	73.13	01-Mar-2005	490,000.00	474,633.27	Loan Paid in Full	0	6.275%	360	29
2(A)	0115019044	NJ	61.11	01-Feb-2005	275,000.00	266,138.89	Loan Paid in Full	0	6.250%	360	30
2(B)	0018409896	GA	94.31	01-Dec-2004	130,150.00	126,688.07	Loan Paid in Full	0	10.375%	360	32

Structured Asset Investment Loan Trust
Mortgage Pass-Through Certificates
Series 2005-3

23-Aug-2007 10:07:07AM

Prepayment Loan Detail - Prepayments during Current Period

Group	Loan Number	State	LTV at Origination	First Payment Date	Original Principal Balance	Prepayment Amount	PIF Type	Months Delinquent	Current Loan Rate	Original Term	Seasoning
2(B)	0018719492	NV	95.00	01-Feb-2005	61,749.00	61,698.19	Loan Paid in Full	0	10.375%	360	30
2(B)	0113617856	MS	85.00	01-Oct-2004	45,900.00	44,907.36	Loan Paid in Full	(1)	12.100%	360	34
2(B)	0114149909	PA	56.99	01-Dec-2004	213,731.00	206,036.31	Loan Paid in Full	0	5.940%	360	32
2(B)	0114204761	MO	80.00	01-Jan-2005	115,200.00	110,946.64	Liquidation	6	10.000%	360	31
2(B)	0114389430	CO	79.25	01-Dec-2004	169,600.00	165,505.56	Loan Paid in Full	0	11.125%	360	32
2(B)	0114424914	OH	88.90	01-Jan-2005	84,454.00	81,703.42	Loan Paid in Full	0	9.620%	360	31
2(B)	0114428543	TX	79.86	01-Jan-2005	133,366.00	128,518.17	Liquidation	6	9.000%	360	31
2(B)	0114431851	CA	80.00	01-Jan-2005	176,000.00	176,000.00	Liquidation	7	9.740%	360	31
2(B)	0114448087	MA	47.38	01-Jan-2005	154,000.00	148,813.01	Loan Paid in Full	5	9.630%	360	31
2(B)	0114466469	FL	80.00	01-Feb-2005	108,000.00	104,999.80	Loan Paid in Full	0	7.000%	360	30
2(B)	0114466816	FL	85.00	01-Feb-2005	172,550.00	168,404.10	Loan Paid in Full	0	8.875%	360	30
2(B)	0114466998	NC	80.00	01-Feb-2005	66,000.00	64,292.56	Liquidation	17	7.375%	360	30
2(B)	0114467459	WI	90.00	01-Feb-2005	135,000.00	131,421.36	Loan Paid in Full	0	7.250%	360	30
2(B)	0114472467	MN	90.00	01-Feb-2005	115,200.00	112,700.08	Loan Paid in Full	0	11.750%	360	30
2(B)	0114583123	OR	80.00	01-Feb-2005	99,600.00	96,087.88	Loan Paid in Full	(1)	5.750%	360	30
2(B)	0114584261	TX	80.00	01-Feb-2005	79,920.00	77,993.84	Liquidation	9	11.150%	360	30
2(B)	0114584790	MO	80.00	01-Feb-2005	64,000.00	62,457.65	Loan Paid in Full	0	11.150%	360	30
2(B)	0114584808	SD	80.00	01-Feb-2005	140,000.00	137,044.95	Loan Paid in Full	0	11.625%	360	30
2(B)	0114817844	TX	90.00	01-Feb-2005	30,150.00	28,942.40	Loan Paid in Full	0	11.875%	360	30
2(B)	0114819543	MD	90.00	01-Feb-2005	42,300.00	41,495.42	Loan Paid in Full	0	8.990%	360	30
2(B)	0114820624	OH	90.00	01-Feb-2005	50,400.00	49,703.56	Liquidation	10	11.875%	360	30
2(B)	0114820749	MS	90.00	01-Feb-2005	51,300.00	50,488.25	Liquidation	17	11.740%	360	30
2(B)	0114823271	MO	88.89	01-Feb-2005	72,000.00	70,371.00	Liquidation	4	11.490%	360	30
2(B)	0114828650	TX	90.00	01-Feb-2005	118,350.00	114,982.98	Loan Paid in Full	(1)	12.240%	360	30
2(B)	0114828957	MO	80.00	01-Feb-2005	122,204.00	119,565.60	Loan Paid in Full	0	11.125%	360	30
2(B)	0114829237	NJ	80.00	01-Feb-2005	124,000.00	117,877.17	Loan Paid in Full	0	9.750%	360	30
2(B)	0114831514	WA	90.00	01-Feb-2005	144,000.00	140,651.01	Loan Paid in Full	4	11.490%	360	30
2(B)	0114833817	KY	95.00	01-Feb-2005	178,125.00	178,125.00	Loan Paid in Full	0	11.875%	360	30
2(B)	0114833866	MI	90.00	01-Feb-2005	180,000.00	176,992.19	Liquidation	18	11.875%	360	30
2(B)	0114840671	AZ	85.00	01-Feb-2005	527,000.00	13,534.95	Loan Paid in Full	1	12.375%	360	30
2(B)	0114841224	CA	90.00	01-Feb-2005	639,000.00	638,884.00	Liquidation	7	10.365%	360	30
2(B)	0114843451	CA	95.00	01-Feb-2005	427,500.00	427,494.62	Liquidation	4	10.015%	360	30
2(B)	0114845415	MO	90.00	01-Mar-2005	62,100.00	61,264.37	Liquidation	7	11.875%	360	29
2(B)	0114845910	MO	90.00	01-Mar-2005	76,500.00	75,229.21	Liquidation	14	11.875%	360	29
2(B)	0114848120	LA	85.00	01-Feb-2005	148,750.00	146,103.85	Liquidation	10	11.875%	360	30
2(B)	0114848658	OR	95.00	01-Feb-2005	171,475.00	167,015.84	Loan Paid in Full	0	12.375%	360	30
2(B)	0114926322	IL	95.00	01-Mar-2005	107,350.00	105,047.56	Loan Paid in Full	(1)	9.900%	360	29
2(B)	0114929557	PA	85.00	01-Mar-2005	36,125.00	35,352.02	Loan Paid in Full	0	10.250%	360	29
2(B)	0114937998	CT	80.00	01-Mar-2005	296,000.00	287,154.72	Loan Paid in Full	0	7.200%	360	29
2(B)	0114945983	OH	75.00	01-Mar-2005	59,250.00	58,514.49	Liquidation	21	12.375%	360	29

Structured Asset Investment Loan Trust
Mortgage Pass-Through Certificates
Series 2005-3

23-Aug-2007 10:07:07AM

Prepayment Loan Detail - Prepayments during Current Period

Group	Loan Number	State	LTV at Origination	First Payment Date	Original Principal Balance	Prepayment Amount	PIF Type	Months Delinquent	Current Loan Rate	Original Term	Seasoning
2(B)	0114948094	MN	100.00	01-Mar-2005	268,000.00	263,430.24	Liquidation	27	10.990%	360	29
2(B)	0114949605	CA	80.00	01-Feb-2005	548,880.00	547,874.71	Loan Paid in Full	0	9.350%	360	30
2(B)	0114959356	IN	95.00	01-Mar-2005	65,645.00	63,987.12	Loan Paid in Full	1	8.950%	360	29
2(B)	0114963150	UT	80.00	01-Mar-2005	130,640.00	127,215.59	Loan Paid in Full	0	8.750%	360	29
2(B)	0114963556	UT	95.00	01-Mar-2005	156,560.00	153,208.22	Loan Paid in Full	0	9.944%	360	29
2(B)	0114965957	NY	100.00	01-Feb-2005	463,500.00	454,576.50	Liquidation	26	8.928%	360	30
2(B)	0114966286	IL	95.00	01-Mar-2005	50,350.00	49,170.42	Liquidation	14	9.350%	360	29
2(B)	0114966492	MO	80.00	01-Feb-2005	72,000.00	71,093.90	Liquidation	11	12.375%	360	30
2(B)	0114999279	CA	80.00	01-Feb-2005	415,200.00	414,800.91	Loan Paid in Full	0	8.750%	360	30
2(B)	0115006835	TX	90.00	01-Feb-2005	347,947.00	338,823.42	Loan Paid in Full	0	10.700%	360	30
2(B)	0115012221	NV	75.00	01-Feb-2005	258,750.00	253,184.91	Loan Paid in Full	9	11.625%	360	30
2(B)	0115014474	NC	90.00	01-Feb-2005	126,000.00	123,764.03	Loan Paid in Full	0	12.000%	360	30
2(B)	0115015265	PA	80.00	01-Feb-2005	136,000.00	132,120.95	Loan Paid in Full	0	10.000%	360	30
2(B)	0115018343	OR	85.00	01-Mar-2005	140,250.00	136,403.58	Loan Paid in Full	0	6.950%	360	29
2(B)	0115022469	CT	80.00	01-Feb-2005	352,000.00	341,969.79	Loan Paid in Full	0	10.250%	360	30
2(B)	0115024333	TX	70.00	01-Feb-2005	462,000.00	451,855.27	Liquidation	21	11.125%	360	30
2(B)	0115025041	TX	90.00	01-Mar-2005	137,277.00	134,324.86	Loan Paid in Full	0	10.650%	360	29
2(B)	0115029498	OR	83.11	01-Feb-2005	187,000.00	181,984.09	Loan Paid in Full	0	10.000%	360	30
2(B)	0115035966	MA	85.00	01-Mar-2005	467,500.00	453,453.57	Loan Paid in Full	0	9.250%	360	29
2(B)	0115036915	CA	44.10	01-Feb-2005	127,000.00	127,000.00	Loan Paid in Full	0	5.990%	360	30
2(B)	0115038754	CA	95.00	01-Mar-2005	655,500.00	655,500.00	Loan Paid in Full	0	9.150%	360	29
2(B)	0115039992	NH	80.00	01-Feb-2005	148,000.00	143,734.72	Loan Paid in Full	0	9.625%	360	30
2(B)	0115040297	ME	90.00	01-Feb-2005	80,010.00	66,262.91	Loan Paid in Full	(2)	10.750%	360	30
2(B)	0115044083	NJ	90.00	01-Dec-2004	436,500.00	423,230.00	Loan Paid in Full	0	6.950%	360	32
2(B)	0115046526	CA	67.09	01-Jan-2005	265,000.00	264,956.60	Loan Paid in Full	0	8.600%	360	31
2(B)	0115048712	OR	83.20	01-Jan-2005	208,000.00	203,307.04	Loan Paid in Full	0	11.500%	360	31
2(B)	0115050866	MI	85.00	01-Mar-2005	139,400.00	136,072.14	Liquidation	10	10.100%	360	29
3(A)	0114428790	AZ	90.35	01-Jan-2005	137,335.00	133,461.94	Loan Paid in Full	0	7.120%	360	31
3(A)	0114445505	IN	84.99	01-Jan-2005	97,738.00	95,219.97	Liquidation	16	7.630%	360	31
3(A)	0114472434	IN	86.36	01-Feb-2005	95,000.00	92,652.20	Liquidation	19	7.625%	360	30
3(A)	0114592223	CA	20.00	01-Feb-2005	103,000.00	99,002.84	Liquidation	9	11.500%	240	30
3(A)	0114615651	NJ	20.00	01-Feb-2005	70,600.00	70,082.60	Liquidation	14	11.300%	180	30
3(A)	0114616451	NY	20.00	01-Feb-2005	54,000.00	51,721.17	Loan Paid in Full	0	10.800%	240	30
3(A)	0114630239	IL	20.00	01-Feb-2005	45,400.00	43,449.94	Loan Paid in Full	0	10.650%	240	30
3(A)	0114635964	CA	20.00	01-Feb-2005	44,000.00	41,902.49	Loan Paid in Full	0	9.990%	240	30
3(A)	0114933815	TX	20.00	01-Mar-2005	19,600.00	18,650.25	Loan Paid in Full	0	9.990%	240	29
3(A)	0114952898	NJ	20.00	01-Mar-2005	48,400.00	46,432.85	Loan Paid in Full	0	10.800%	240	29
3(B)	0018523290	IA	85.00	01-Jan-2005	109,650.00	106,972.67	Loan Paid in Full	0	7.875%	360	31
3(B)	0114427909	WA	69.45	01-Dec-2004	125,001.00	121,718.66	Loan Paid in Full	0	10.890%	360	32
3(B)	0114465602	LA	89.99	01-Jan-2005	116,900.00	114,103.11	Loan Paid in Full	0	8.375%	360	31

Structured Asset Investment Loan Trust
Mortgage Pass-Through Certificates
Series 2005-3

23-Aug-2007 10:07:07AM

Prepayment Loan Detail - Prepayments during Current Period

Group	Loan Number	State	LTV at Origination	First Payment Date	Original Principal Balance	Prepayment Amount	PIF Type	Months Delinquent	Current Loan Rate	Original Term	Seasoning
3(B)	0114465875	FL	92.08	01-Feb-2005	119,700.00	117,058.08	Loan Paid in Full	0	11.625%	360	30
3(B)	0114466659	NC	80.00	01-Dec-2004	196,000.00	190,171.33	Liquidation	10	7.000%	360	32
3(B)	0114476674	OH	80.00	01-Feb-2005	102,000.00	99,092.16	Loan Paid in Full	0	10.250%	360	30
3(B)	0114477649	IA	84.30	01-Jan-2005	333,000.00	327,221.49	Liquidation	23	10.875%	360	31
3(B)	0114477706	NV	75.00	01-Jan-2005	228,750.00	222,807.45	Loan Paid in Full	4	10.850%	360	31
3(B)	0114838154	CA	48.44	01-Feb-2005	310,000.00	302,993.03	Loan Paid in Full	0	11.375%	360	30
3(B)	0114838675	CA	79.76	01-Feb-2005	335,000.00	327,609.76	Loan Paid in Full	0	11.615%	360	30
3(B)	0114845704	IN	73.66	01-Mar-2005	69,900.00	68,326.58	Liquidation	14	10.505%	360	29
3(B)	0114846678	TX	79.64	01-Feb-2005	97,800.00	95,838.76	Liquidation	14	11.625%	360	30
3(B)	0114847874	UT	80.00	01-Mar-2005	133,200.00	130,103.32	Loan Paid in Full	3	10.240%	360	29
3(B)	0114848112	IL	90.00	01-Mar-2005	148,500.00	145,143.08	Loan Paid in Full	0	10.375%	360	29
3(B)	0114849052	IL	84.98	01-Feb-2005	199,700.00	194,010.98	Loan Paid in Full	0	11.740%	360	30
3(B)	0114850357	NY	70.00	01-Mar-2005	392,000.00	382,197.33	Loan Paid in Full	2	7.370%	360	29
3(B)	0114923899	FL	78.26	01-Feb-2005	90,000.00	88,058.86	Loan Paid in Full	0	10.900%	360	30
3(B)	0114928484	CA	87.50	01-Mar-2005	210,000.00	205,149.51	Loan Paid in Full	0	9.550%	360	29
3(B)	0114931744	NV	89.01	01-Mar-2005	81,000.00	79,028.75	Loan Paid in Full	0	9.500%	360	29
3(B)	0114933013	CA	75.00	01-Mar-2005	288,750.00	282,238.19	Loan Paid in Full	13	9.550%	360	29
3(B)	0114934623	CO	80.00	01-Mar-2005	171,200.00	171,197.93	Loan Paid in Full	0	8.390%	360	29
3(B)	0114934680	CO	80.00	01-Mar-2005	175,600.00	175,392.00	Loan Paid in Full	0	8.200%	360	29
3(B)	0114936305	CA	80.00	01-Mar-2005	344,000.00	344,000.00	Liquidation	9	7.950%	360	29
3(B)	0114942444	NV	58.82	01-Feb-2005	150,000.00	146,700.44	Loan Paid in Full	0	10.800%	360	30
3(B)	0114943988	CA	95.00	01-Mar-2005	451,250.00	437,789.86	Loan Paid in Full	0	8.500%	360	29
3(B)	0114946874	MN	90.00	01-Mar-2005	61,914.00	60,603.95	Liquidation	15	8.650%	360	29
3(B)	0114947195	MN	36.92	01-Mar-2005	120,000.00	117,106.67	Loan Paid in Full	0	9.400%	360	29
3(B)	0114952567	PA	80.00	01-Mar-2005	61,600.00	60,191.86	Loan Paid in Full	0	9.865%	360	29
3(B)	0114952906	NJ	80.00	01-Mar-2005	193,600.00	188,284.90	Loan Paid in Full	0	8.500%	360	29
3(B)	0114956816	WA	80.00	01-Feb-2005	143,200.00	139,290.09	Loan Paid in Full	8	9.650%	360	30
3(B)	0114961204	MI	80.00	01-Mar-2005	156,000.00	151,349.43	Loan Paid in Full	0	8.050%	360	29
3(B)	0114964760	CA	80.00	01-Mar-2005	264,000.00	256,288.79	Loan Paid in Full	0	8.240%	360	29
3(B)	0114966450	MO	95.00	01-Mar-2005	69,350.00	67,956.11	Loan Paid in Full	0	10.150%	360	29
3(B)	0114967839	CA	80.00	01-Mar-2005	346,400.00	346,350.09	Loan Paid in Full	0	8.900%	360	29
3(B)	0114968860	NY	90.00	01-Mar-2005	90,000.00	88,305.14	Liquidation	16	10.200%	360	29
3(B)	0114969892	AZ	90.00	01-Mar-2005	175,500.00	170,524.49	Loan Paid in Full	0	8.325%	360	29
3(B)	0115050205	MI	80.00	01-Feb-2005	240,000.00	233,330.84	Loan Paid in Full	0	9.750%	360	30
4(A)	0115014375	AL	85.00	01-Mar-2005	52,700.00	48,331.59	Loan Paid in Full	0	9.840%	180	29
4(A)	0115014839	NY	80.00	01-Feb-2005	104,800.00	103,049.63	Loan Paid in Full	0	9.650%	360	30
4(A)	0115014979	NJ	90.00	01-Feb-2005	113,400.00	106,623.10	Loan Paid in Full	0	8.200%	240	30
4(A)	0115027591	MA	28.67	01-Feb-2005	80,000.00	77,218.63	Loan Paid in Full	1	6.650%	360	30
4(A)	0115046724	CO	94.98	01-Jan-2005	295,400.00	295,400.00	Loan Paid in Full	0	6.500%	360	31
4(A)	0115048902	NY	85.00	01-Feb-2005	352,750.00	344,573.25	Liquidation	17	7.990%	360	30

Structured Asset Investment Loan Trust
Mortgage Pass-Through Certificates
Series 2005-3

Contact: Customer Service - CTSLink
Wells Fargo Bank, N.A.
Securities Administration Services
7485 New Horizon Way
Frederick, MD 21703
www.ctslink.com
Telephone: (301) 815-6600
Fax: (301) 815-6660

23-Aug-2007 10:07:07AM

Prepayment Loan Detail - Prepayments during Current Period

Group	Loan Number	State	LTV at Origination	First Payment Date	Original Principal Balance	Prepayment Amount	PIF Type	Months Delinquent	Current Loan Rate	Original Term	Seasoning
4(B)	0115000309	CA	90.00	01-Mar-2005	207,000.00	201,772.01	Loan Paid in Full	0	9.800%	360	29
4(B)	0115000507	HI	80.00	01-Mar-2005	432,000.00	431,988.08	Loan Paid in Full	0	8.500%	360	29
4(B)	0115000564	HI	80.00	01-Mar-2005	340,000.00	340,000.00	Loan Paid in Full	0	8.900%	360	29
4(B)	0115002438	IL	95.00	01-Feb-2005	80,750.00	78,956.16	Loan Paid in Full	0	11.700%	360	30
4(B)	0115002784	GA	60.00	01-Feb-2005	87,000.00	85,373.73	Liquidation	16	11.125%	360	30
4(B)	0115003709	OH	90.00	01-Feb-2005	70,200.00	69,013.52	Liquidation	16	11.650%	360	30
4(B)	0115005829	IL	80.00	01-Mar-2005	332,000.00	323,615.33	Loan Paid in Full	0	9.800%	360	29
4(B)	0115006025	KS	68.97	01-Feb-2005	300,000.00	291,876.88	Loan Paid in Full	0	10.250%	360	30
4(B)	0115007064	TX	79.46	01-Feb-2005	89,000.00	87,433.55	Loan Paid in Full	0	11.875%	360	30
4(B)	0115007205	TX	80.00	01-Mar-2005	144,000.00	141,966.11	Liquidation	27	11.625%	360	29
4(B)	0115008229	MN	80.00	01-Mar-2005	156,800.00	156,800.00	Loan Paid in Full	0	9.125%	360	29
4(B)	0115009284	CT	85.00	01-Mar-2005	119,000.00	115,388.35	Loan Paid in Full	0	8.800%	360	29
4(B)	0115010258	PA	80.00	01-Feb-2005	92,000.00	90,421.50	Loan Paid in Full	15	12.000%	360	30
4(B)	0115012304	NV	62.50	01-Feb-2005	250,000.00	241,879.28	Loan Paid in Full	0	9.250%	360	30
4(B)	0115013567	CO	80.77	01-Mar-2005	276,250.00	267,914.66	Loan Paid in Full	0	6.350%	360	29
4(B)	0115018665	OR	85.00	01-Mar-2005	158,100.00	153,969.67	Loan Paid in Full	0	10.590%	360	29
4(B)	0115019804	NY	60.15	01-Feb-2005	80,000.00	78,109.51	Loan Paid in Full	0	10.000%	360	30
4(B)	0115020596	CO	80.00	01-Feb-2005	200,000.00	195,420.02	Loan Paid in Full	0	11.125%	360	30
4(B)	0115020687	CO	80.00	01-Mar-2005	128,800.00	125,165.42	Loan Paid in Full	0	9.200%	360	29
4(B)	0115024127	TX	74.54	01-Feb-2005	72,300.00	71,216.10	Loan Paid in Full	0	12.375%	360	30
4(B)	0115029563	CA	52.00	01-Feb-2005	127,400.00	118,353.12	Loan Paid in Full	0	8.625%	360	30
4(B)	0115029621	CA	80.00	01-Feb-2005	307,971.00	307,824.26	Loan Paid in Full	0	9.625%	360	30
4(B)	0115030132	UT	80.00	01-Mar-2005	102,400.00	99,665.55	Loan Paid in Full	0	9.500%	360	29
4(B)	0115032807	FL	75.00	01-Feb-2005	150,000.00	147,415.44	Loan Paid in Full	0	12.125%	360	30
4(B)	0115039950	MA	66.31	01-Mar-2005	217,500.00	217,500.00	Loan Paid in Full	(1)	9.800%	360	29
4(B)	0115040339	MA	80.00	01-Mar-2005	113,600.00	110,452.69	Loan Paid in Full	(1)	9.300%	360	29
4(B)	0115040354	ME	95.00	01-Feb-2005	247,000.00	243,491.61	Liquidation	25	12.640%	360	30
4(B)	0115042111	GA	95.00	01-Feb-2005	105,450.00	105,450.00	Liquidation	10	10.550%	360	30
4(B)	0115043424	PA	80.00	01-Feb-2005	113,600.00	111,347.04	Loan Paid in Full	6	11.125%	360	30
4(B)	0115050155	MI	95.00	01-Mar-2005	151,050.00	145,954.47	Loan Paid in Full	0	9.625%	360	29

Structured Asset Investment Loan Trust
Mortgage Pass-Through Certificates
Series 2005-3

23-Aug-2007 10:07:07AM

Prepayment Rates

Summary

SMM

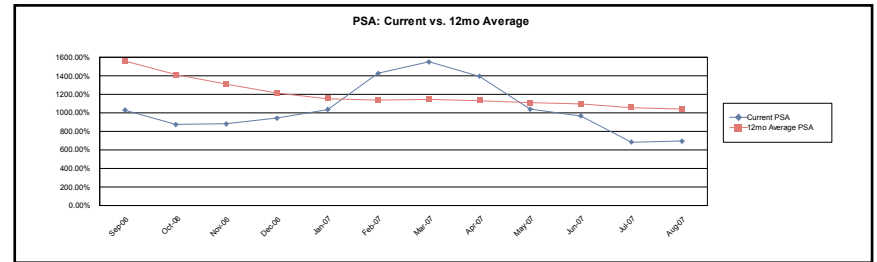
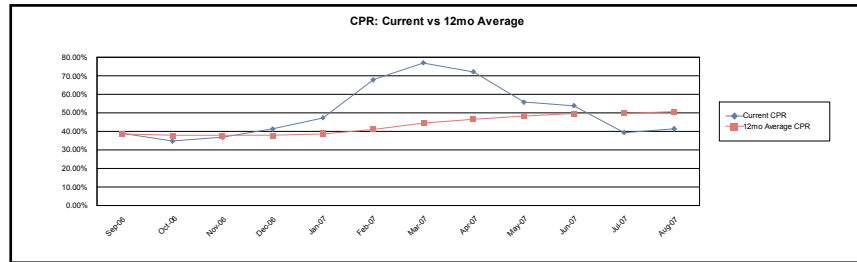
Current Month 4.347%
3 Month Average 4.888%
12 Month Average 7.278%

CPR

Current Month 41.332%
3 Month Average 44.838%
12 Month Average 50.506%

PSA

Current Month 691.760%
3 Month Average 779.686%
12 Month Average 1,042.068%



1(A)

SMM

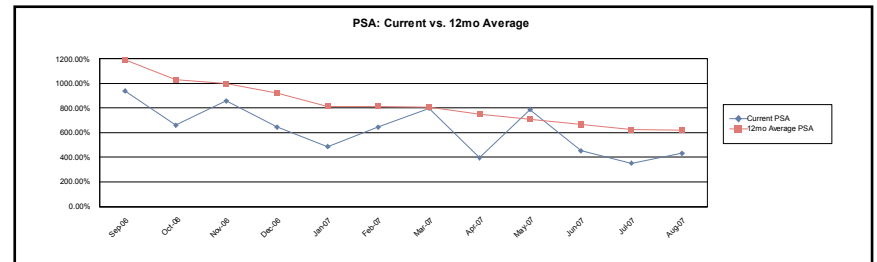
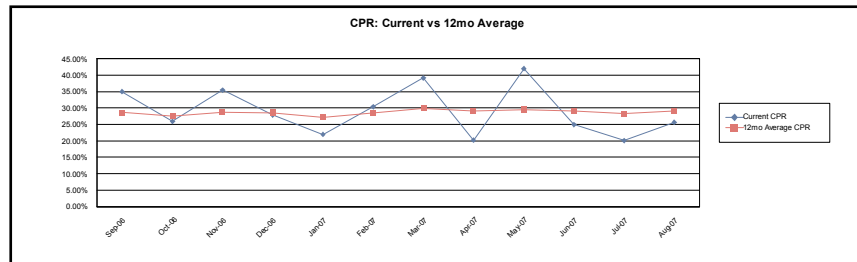
Current Month 2.438%
3 Month Average 2.220%
12 Month Average 3.412%

CPR

Current Month 25.635%
3 Month Average 23.577%
12 Month Average 29.047%

PSA

Current Month 432.996%
3 Month Average 412.330%
12 Month Average 620.438%



Structured Asset Investment Loan Trust
Mortgage Pass-Through Certificates
Series 2005-3

23-Aug-2007 10:07:07AM

Prepayment Rates

1(B)

SMM

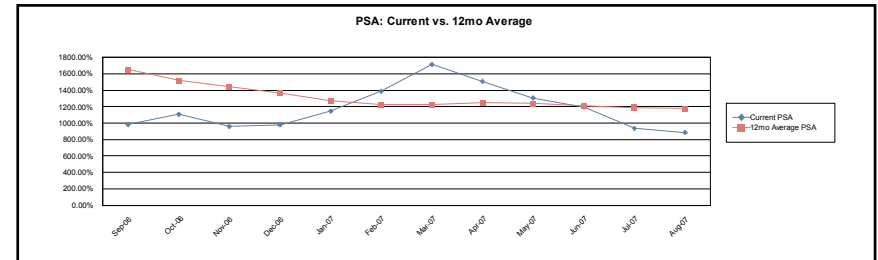
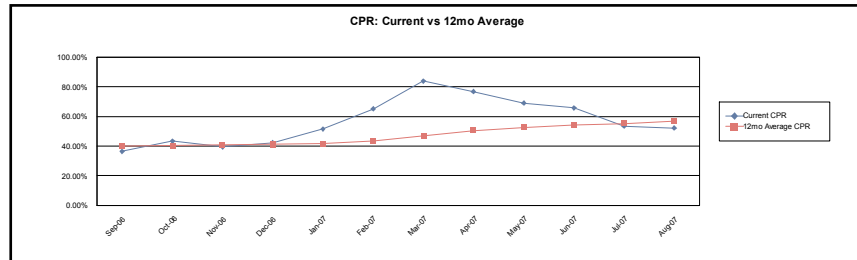
Current Month 5.979%
3 Month Average 6.907%
12 Month Average 8.964%

CPR

Current Month 52.281%
3 Month Average 57.204%
12 Month Average 56.649%

PSA

Current Month 885.327%
3 Month Average 1,006.462%
12 Month Average 1,175.352%



2(A)

SMM

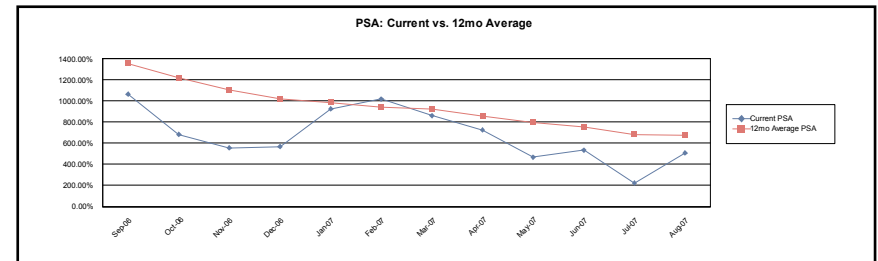
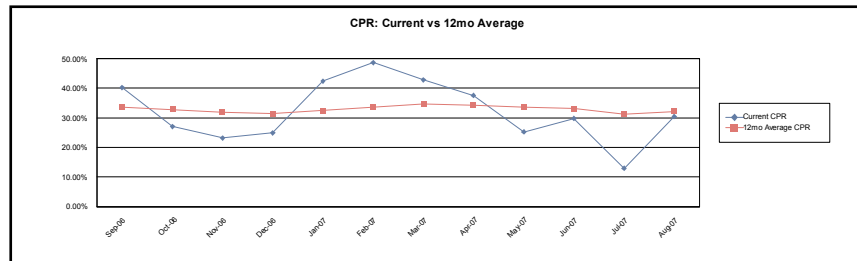
Current Month 2.980%
3 Month Average 2.346%
12 Month Average 3.843%

CPR

Current Month 30.445%
3 Month Average 24.404%
12 Month Average 32.122%

PSA

Current Month 507.918%
3 Month Average 421.657%
12 Month Average 677.526%



Structured Asset Investment Loan Trust
Mortgage Pass-Through Certificates
Series 2005-3

23-Aug-2007 10:07:07AM

Prepayment Rates

2(B)

SMM

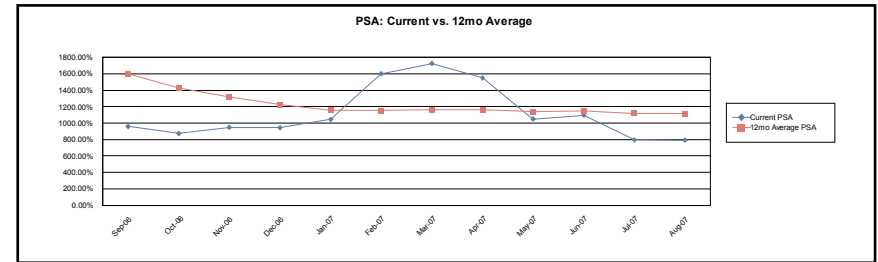
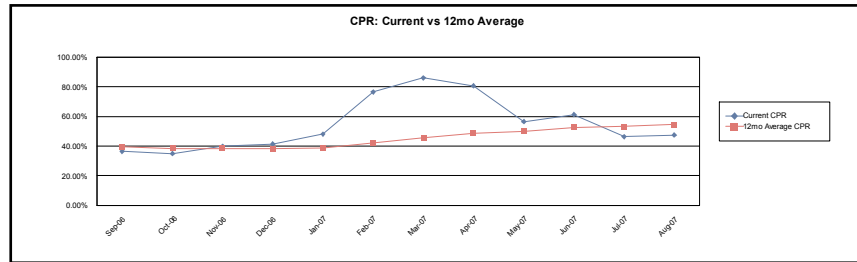
Current Month 5.232%
3 Month Average 5.966%
12 Month Average 8.570%

CPR

Current Month 47.525%
3 Month Average 51.721%
12 Month Average 54.620%

PSA

Current Month 792.087%
3 Month Average 895.224%
12 Month Average 1,114.733%



3(A)

SMM

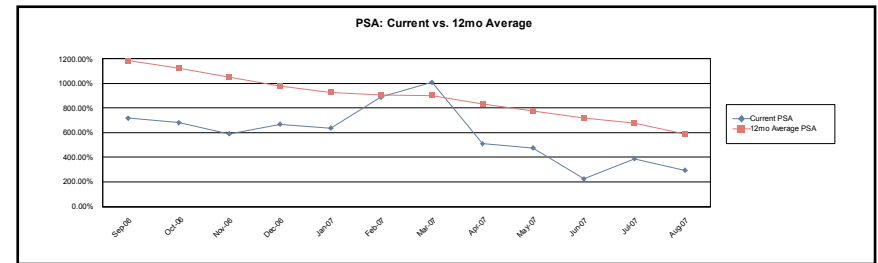
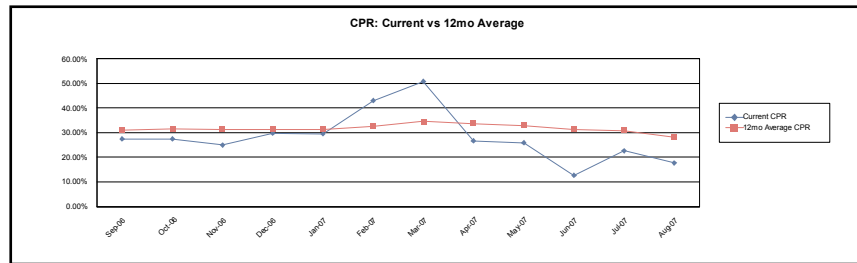
Current Month 1.609%
3 Month Average 1.615%
12 Month Average 3.204%

CPR

Current Month 17.692%
3 Month Average 17.659%
12 Month Average 28.209%

PSA

Current Month 294.869%
3 Month Average 302.116%
12 Month Average 589.768%



**Structured Asset Investment Loan Trust
Mortgage Pass-Through Certificates
Series 2005-3**

23-Aug-2007 10:07:07AM

Prepayment Rates

3(B)

SMM

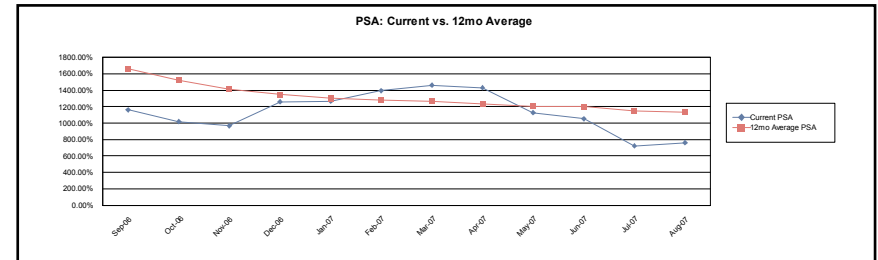
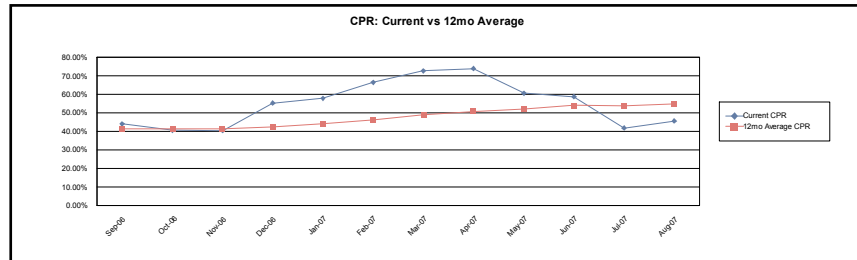
Current Month	4.936%
3 Month Average	5.479%
12 Month Average	8.044%

CPR

Current Month	45.527%
3 Month Average	48.650%
12 Month Average	54.817%

PSA

Current Month	761.824%
3 Month Average	845.724%
12 Month Average	1,135.256%



4(A)

SMM

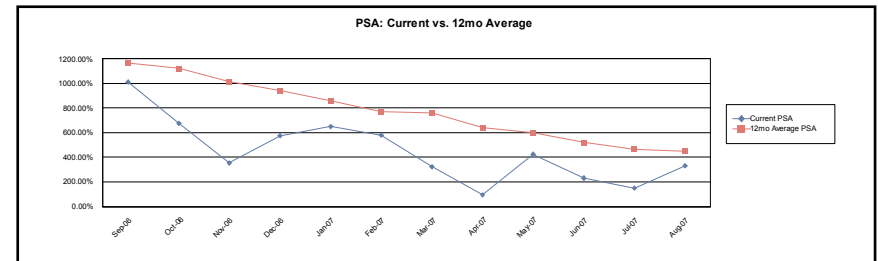
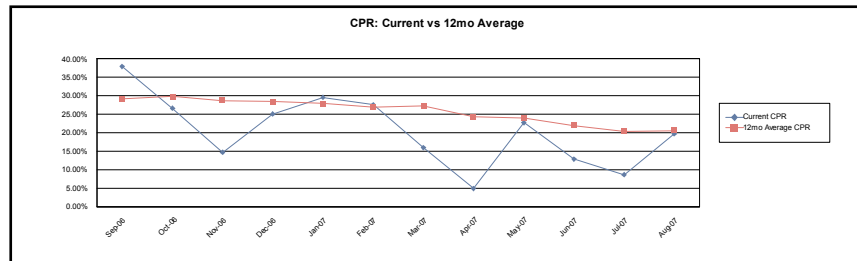
Current Month	1.811%
3 Month Average	1.231%
12 Month Average	2.251%

CPR

Current Month	19.689%
3 Month Average	13.705%
12 Month Average	20.495%

PSA

Current Month	331.437%
3 Month Average	237.522%
12 Month Average	450.076%



Structured Asset Investment Loan Trust
Mortgage Pass-Through Certificates
Series 2005-3

23-Aug-2007 10:07:07AM

Prepayment Rates

4(B)

SMM

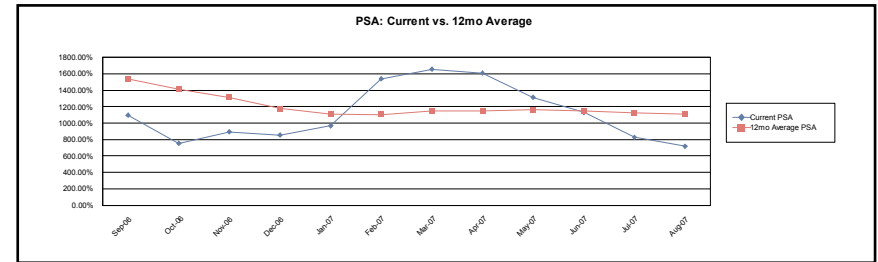
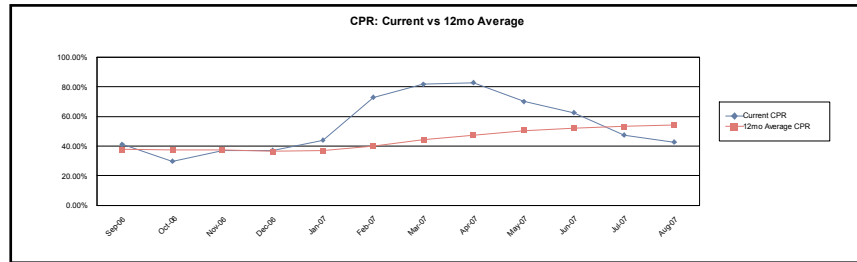
Current Month	4.540%
3 Month Average	5.876%
12 Month Average	8.462%

CPR

Current Month	42.736%
3 Month Average	50.925%
12 Month Average	54.119%

PSA

Current Month	718.308%
3 Month Average	890.726%
12 Month Average	1,112.215%



Calculation Methodology:

Single Month Mortality (SMM): (Partial and full prepayments + Repurchases) / (Beginning Scheduled Balance - Scheduled Principal)

Conditional PrePayment Rate (CPR): $1 - ((1 - SMM)^{12})$

PSA Standard Prepayment Model: $100 * CPR / (0.2 * \text{MIN}(30, \text{WAS}))$

Weighted Average Seasoning (WAS): $\text{sum}((\text{Original Term} - \text{Remaining Term}) * (\text{Current Scheduled Balance} / \text{Deal Scheduled Principal Balance}))$

Structured Asset Investment Loan Trust
Mortgage Pass-Through Certificates
Series 2005-3

Contact: Customer Service - CTSLink
Wells Fargo Bank, N.A.
Securities Administration Services
7485 New Horizon Way
Frederick, MD 21703
www.ctslink.com
Telephone: (301) 815-6600
Fax: (301) 815-6660

23-Aug-2007 10:07:07AM

Modifications						
Loan Number	Beginning Scheduled Balance	Current Scheduled Balance	Prior Rate	Modified Rate	Prior Payment	Modified Payment
No Modifications this Period						

Substitutions							
<u>Loans Repurchased</u>				<u>Loans Substituted</u>			
Loan Number	Current Scheduled Balance	Current Rate	Current Payment	Loan Number	Current Scheduled Balance	Current Rate	Current Payment
No Substitutions this Period							

**Structured Asset Investment Loan Trust
Mortgage Pass-Through Certificates
Series 2005-3**

Contact: Customer Service - CTSLink
Wells Fargo Bank, N.A.
Securities Administration Services
7485 New Horizon Way
Frederick, MD 21703
www.ctslink.com
Telephone: (301) 815-6600
Fax: (301) 815-6660

Repurchases Due to Breaches				
Loan Number	Beginning Scheduled Balance	Payoff Balance	Current Rate	Current Payment
No Repurchases Due to Breaches this Period				

Repurchases Due To Other				
Loan Number	Beginning Scheduled Balance	Payoff Balance	Current Rate	Current Payment
No Repurchases Due to Other this Period				

Structured Asset Investment Loan Trust
Mortgage Pass-Through Certificates
Series 2005-3

Contact: Customer Service - CTSLink
Wells Fargo Bank, N.A.
Securities Administration Services
7485 New Horizon Way
Frederick, MD 21703
www.ctslink.com
Telephone: (301) 815-6600
Fax: (301) 815-6660

23-Aug-2007 10:07:07AM

Interest Rate Stratification

Current Interest Rate Range (%)	Summary			1(A)			1(B)		
	Number Of Loans	Outstanding Scheduled Balance(\$)	Percentage Of Balance(%)	Number Of Loans	Outstanding Scheduled Balance(\$)	Percentage Of Balance(%)	Number Of Loans	Outstanding Scheduled Balance(\$)	Percentage Of Balance(%)
< 4.500	0	0.00	0.000	0	0.00	0.000	0	0.00	0.000
4.500 4.999	2	493,901.42	0.070	0	0.00	0.000	0	0.00	0.000
5.000 5.499	14	4,422,067.81	0.623	0	0.00	0.000	0	0.00	0.000
5.500 5.999	103	26,703,048.14	3.763	0	0.00	0.000	4	777,942.80	1.336
6.000 6.499	197	39,253,452.96	5.532	33	5,391,920.42	19.486	9	1,352,565.82	2.322
6.500 6.999	343	71,009,718.71	10.007	49	8,125,300.96	29.364	7	1,369,513.62	2.351
7.000 7.499	212	32,498,877.59	4.580	22	3,220,151.02	11.637	7	1,247,806.46	2.142
7.500 7.999	288	42,932,449.65	6.050	32	4,229,760.19	15.286	14	2,319,336.79	3.982
8.000 8.499	207	31,808,421.56	4.483	12	1,484,632.39	5.365	23	3,993,912.32	6.856
8.500 8.999	342	56,830,831.07	8.009	13	1,525,439.52	5.513	42	7,330,432.50	12.584
9.000 9.499	291	42,930,998.42	6.050	3	297,248.01	1.074	39	5,236,063.26	8.989
9.500 9.999	536	85,070,699.79	11.989	8	405,798.22	1.467	65	11,025,932.49	18.928
10.000 10.499	485	70,189,233.56	9.892	24	1,036,637.58	3.746	44	6,518,608.50	11.191
10.500 10.999	655	84,991,150.13	11.978	29	1,544,064.48	5.580	41	5,770,320.75	9.906
11.000 11.499	438	54,148,849.41	7.631	6	266,752.91	0.964	49	6,053,074.39	10.391
11.500 11.999	398	47,415,872.97	6.682	3	143,320.49	0.518	37	4,784,511.25	8.214
12.000 12.499	114	10,485,612.51	1.478	0	0.00	0.000	3	470,929.98	0.808
12.500 12.999	40	4,152,308.62	0.585	0	0.00	0.000	0	0.00	0.000
13.000 13.499	19	1,994,698.67	0.281	0	0.00	0.000	0	0.00	0.000
13.500 13.999	13	1,491,078.60	0.210	0	0.00	0.000	0	0.00	0.000
>= 14.000	7	764,201.27	0.108	0	0.00	0.000	0	0.00	0.000
Total	4,704	709,587,472.86	100.000	234	27,671,026.19	100.000	384	58,250,950.93	100.000

Structured Asset Investment Loan Trust
Mortgage Pass-Through Certificates
Series 2005-3

23-Aug-2007 10:07:07AM

Interest Rate Stratification

Current Interest Rate Range (%)	2(A)			2(B)			3(A)		
	Number Of Loans	Outstanding Scheduled Balance(\$)	Percentage Of Balance(%)	Number Of Loans	Outstanding Scheduled Balance(\$)	Percentage Of Balance(%)	Number Of Loans	Outstanding Scheduled Balance(\$)	Percentage Of Balance(%)
< 4.500	0	0.00	0.000	0	0.00	0.000	0	0.00	0.000
4.500 4.999	0	0.00	0.000	1	252,000.00	0.116	0	0.00	0.000
5.000 5.499	1	302,975.93	0.401	10	3,368,908.46	1.546	0	0.00	0.000
5.500 5.999	27	7,770,819.22	10.281	27	8,013,592.56	3.678	6	1,291,859.56	3.040
6.000 6.499	38	8,714,579.17	11.530	21	5,209,601.63	2.391	31	5,350,531.42	12.590
6.500 6.999	69	18,893,383.08	24.997	32	7,442,635.45	3.416	62	11,396,240.88	26.816
7.000 7.499	39	5,677,854.09	7.512	24	4,598,732.59	2.111	48	6,611,044.99	15.556
7.500 7.999	51	7,055,124.03	9.334	26	5,320,698.97	2.442	49	5,848,167.71	13.761
8.000 8.499	26	2,696,439.09	3.568	34	7,024,540.47	3.224	22	1,897,223.25	4.464
8.500 8.999	51	4,226,003.20	5.591	64	15,592,210.78	7.157	32	3,279,026.87	7.716
9.000 9.499	40	2,360,266.59	3.123	64	13,419,424.65	6.160	19	954,590.04	2.246
9.500 9.999	91	5,252,649.25	6.950	147	35,903,771.05	16.480	37	2,010,862.34	4.732
10.000 10.499	73	4,193,945.70	5.549	143	26,313,232.58	12.078	20	1,060,892.23	2.496
10.500 10.999	124	5,578,527.68	7.381	174	33,182,407.87	15.231	31	1,574,382.19	3.705
11.000 11.499	48	2,149,374.58	2.844	139	21,262,001.86	9.759	19	905,980.71	2.132
11.500 11.999	16	569,967.12	0.754	216	24,327,760.64	11.167	5	202,084.72	0.476
12.000 12.499	3	124,536.98	0.165	49	4,054,720.50	1.861	2	115,032.75	0.271
12.500 12.999	0	0.00	0.000	10	1,126,446.81	0.517	0	0.00	0.000
13.000 13.499	1	15,324.27	0.020	3	366,087.85	0.168	0	0.00	0.000
13.500 13.999	0	0.00	0.000	7	912,343.28	0.419	0	0.00	0.000
>= 14.000	0	0.00	0.000	3	169,091.93	0.078	0	0.00	0.000
Total	698	75,581,769.98	100.000	1,194	217,860,209.93	100.000	383	42,497,919.66	100.000

Structured Asset Investment Loan Trust
Mortgage Pass-Through Certificates
Series 2005-3

23-Aug-2007 10:07:07AM

Interest Rate Stratification

Current Interest Rate Range (%)	3(B)			4(A)			4(B)		
	Number Of Loans	Outstanding Scheduled Balance(\$)	Percentage Of Balance(%)	Number Of Loans	Outstanding Scheduled Balance(\$)	Percentage Of Balance(%)	Number Of Loans	Outstanding Scheduled Balance(\$)	Percentage Of Balance(%)
< 4.500	0	0.00	0.000	0	0.00	0.000	0	0.00	0.000
4.500 4.999	0	0.00	0.000	0	0.00	0.000	1	241,901.42	0.223
5.000 5.499	0	0.00	0.000	1	222,599.24	0.449	2	527,584.18	0.487
5.500 5.999	8	2,068,864.64	1.594	18	3,624,615.93	7.307	13	3,155,353.43	2.912
6.000 6.499	27	5,485,727.47	4.228	26	5,471,764.56	11.031	12	2,276,762.47	2.101
6.500 6.999	35	6,148,567.19	4.739	65	12,830,674.24	25.866	24	4,803,403.29	4.433
7.000 7.499	36	5,518,456.74	4.253	28	3,986,675.24	8.037	8	1,638,156.46	1.512
7.500 7.999	52	9,542,911.21	7.354	52	7,038,367.65	14.189	12	1,578,083.10	1.456
8.000 8.499	47	9,152,681.18	7.054	32	3,790,337.03	7.641	11	1,768,655.83	1.632
8.500 8.999	65	14,419,554.08	11.113	44	4,203,472.66	8.474	31	6,254,691.46	5.772
9.000 9.499	45	8,878,630.71	6.843	23	2,118,711.53	4.271	58	9,666,063.63	8.920
9.500 9.999	79	14,632,645.80	11.277	32	2,858,573.51	5.763	77	12,980,467.13	11.979
10.000 10.499	76	14,968,388.54	11.536	13	962,523.66	1.940	92	15,135,004.77	13.967
10.500 10.999	123	18,277,181.72	14.086	19	1,312,111.99	2.645	114	17,752,153.45	16.382
11.000 11.499	66	10,648,094.64	8.206	10	739,035.87	1.490	101	12,124,534.45	11.189
11.500 11.999	58	8,643,991.56	6.662	3	203,882.39	0.411	60	8,540,354.80	7.881
12.000 12.499	11	1,224,142.52	0.943	3	157,186.90	0.317	43	4,339,062.88	4.004
12.500 12.999	1	147,043.07	0.113	0	0.00	0.000	29	2,878,818.74	2.657
13.000 13.499	0	0.00	0.000	1	84,284.85	0.170	14	1,529,001.70	1.411
13.500 13.999	0	0.00	0.000	0	0.00	0.000	6	578,735.32	0.534
>= 14.000	0	0.00	0.000	0	0.00	0.000	4	595,109.34	0.549
Total	729	129,756,881.07	100.000	370	49,604,817.25	100.000	712	108,363,897.85	100.000

Structured Asset Investment Loan Trust
Mortgage Pass-Through Certificates
Series 2005-3

23-Aug-2007 10:07:07AM

Supplemental Reporting

<u>Closing Date</u>
March 30, 2005.
<u>Determination Date</u>
With respect to each Distribution Date, the 18th day of the month in which such Distribution Date occurs, or, if such 18th day is not a Business Day, the next succeeding Business Day.
<u>Distribution Date</u>
The 25th day of each month or, if such 25th day is not a Business Day, the next succeeding Business Day, commencing in April 2005.
<u>LIBOR Determination Date</u>
The second LIBOR Business Day immediately preceding the commencement of each Accrual Period for any LIBOR Certificate.
<u>Record Date</u>
With respect to any Class of Book-Entry Certificates and any Distribution Date, the close of business on the Business Day immediately preceding such Distribution Date. With respect to any Class of Definitive Certificates and any Distribution Date, the last Business Day of the month immediately preceding the month in which the Distribution Date occurs (or, in the case of the first Distribution Date, the Closing Date).
<u>Servicer Remittance Date</u>
The day in each calendar month on which each Servicer is required to remit payments to the Collection Account, as specified in the related Servicing Agreement, which is the 18th day of each calendar month (or, if such 18th day is not a Business Day, the next succeeding Business Day).