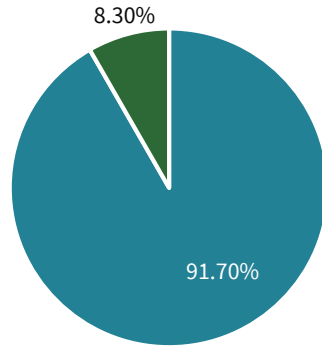
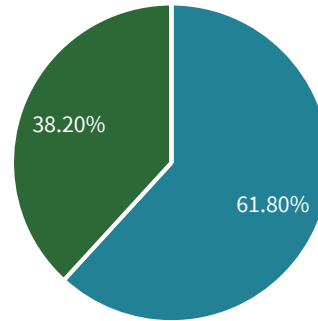


# Investor Distribution for CAS 2019-R05

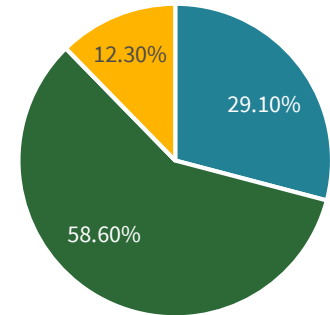
1M-1 Investor base by type



1M-2 Investor base by type



1B-1 Investor base by type



■ Asset Manager ■ Hedge Fund/ PE ■ REIT

Investor Type	1M-1	1M-2	1B-1
Asset Manager	91.70%	61.80%	29.10%
Hedge Fund/ PE	8.30%	38.20%	58.60%
REIT	0%	0%	12.30%

- *Asset Manager includes pension funds, mutual funds, sovereign wealth funds, foundations/endowments, and state/local governments.*
- *Numbers may not foot due to rounding.*

