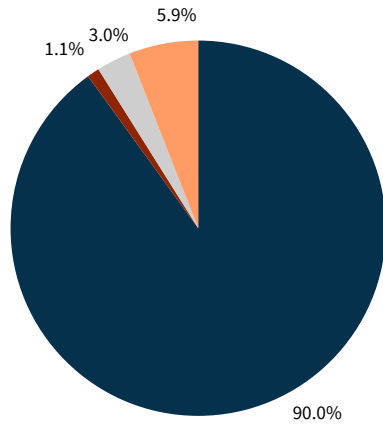
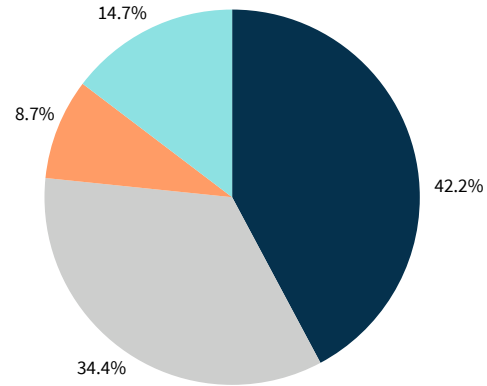


Investor Distribution for CAS 2020-R01

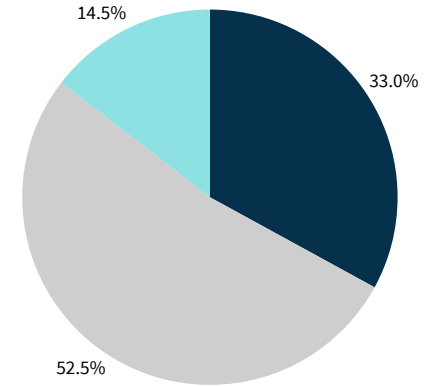
1M-1



1M-2



1B-1



Asset Manager
 Depository Institution/Bank
 Hedge Fund/Private Equity
 Insurance Company
 REIT

| Investor Type | 1M-1 | 1M-2 | 1B-1 |
|------------------------------------|-------|-------|-------|
| Asset Manager | 90.0% | 42.2% | 33.0% |
| Depository Institution/Bank | 1.1% | | |
| Hedge Fund/Private Equity | 3.0% | 34.4% | 52.5% |
| Insurance Company | 5.9% | 8.7% | |
| REIT | | 14.7% | 14.5% |

- Asset Managers includes pension funds, mutual funds, sovereign wealth funds, foundations/endowments, and state/local governments.
- Numbers may not add due to rounding.

