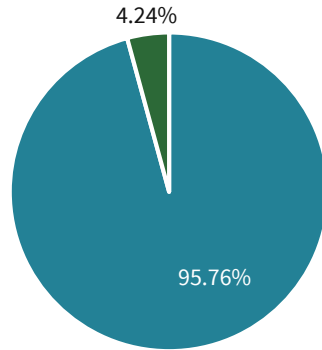
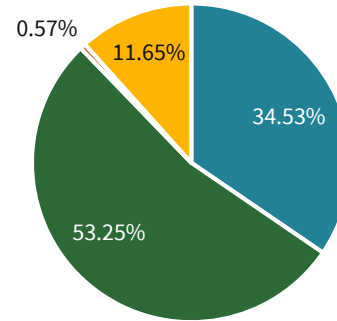


Investor Distribution for CAS 2019-R02

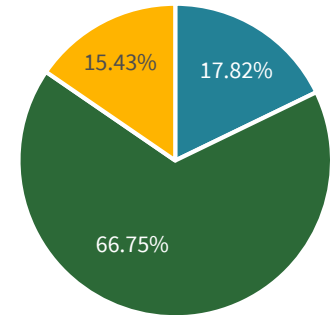
1M-1 Investor base by type



1M-2 Investor base by type



1B-1 Investor base by type



■ Asset Manager ■ Hedge Fund/ PE ■ Insurance Company ■ REIT

Investor Type	1M-1	1M-2	1B-1
Asset Manager	95.76%	34.53%	17.82%
Hedge Fund/ PE	4.24%	53.25%	66.75%
Insurance Company	0%	0.57%	0%
REIT	0%	11.65%	15.43%

- *Asset Manager includes pension funds, mutual funds, sovereign wealth funds, foundations/endowments, and state/local governments.*
- *Numbers may not foot due to rounding.*

