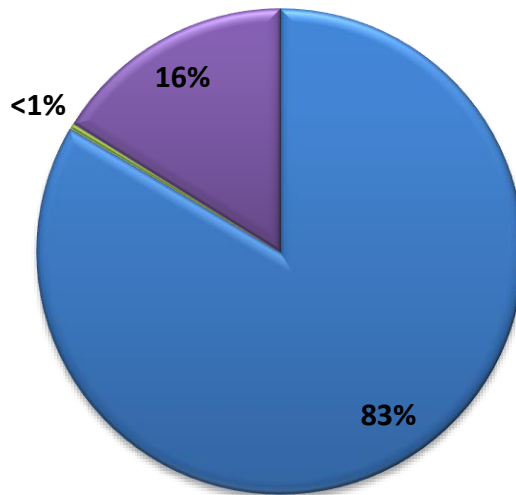
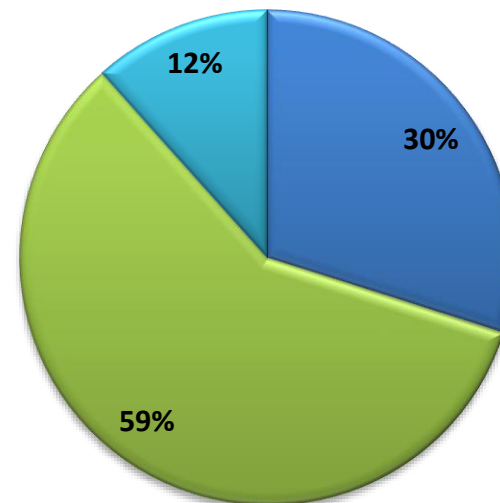


## Investor Distribution- CAS 2015-C02 Group 1

### M-1 Investor Base by Type



### M-2 Investor Base by Type



■ Asset Manager

■ Depository Institution

■ Hedge Fund

■ Insurance Company

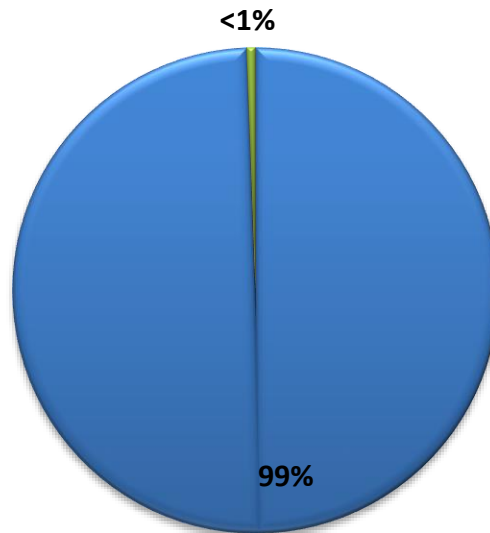
■ REIT

Investor Type	1M-1	1M-2
Asset Manager	83%	30%
Depository Institution	0%	0%
Hedge Fund	<1%	59%
Insurance Company	16%	0%
REIT	0%	12%

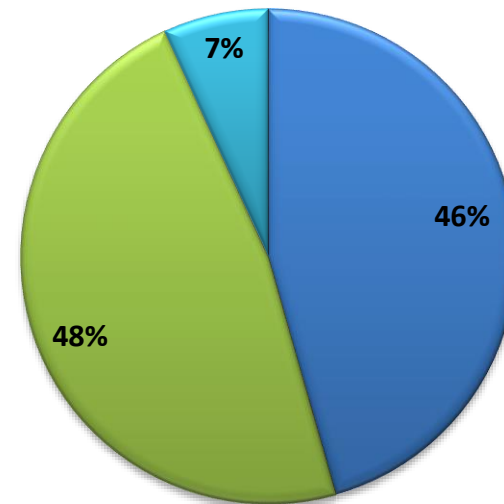
- Asset Manager includes pension, mutual and sovereign wealth funds.
- Numbers may not foot due to rounding.

## Investor Distribution- CAS 2015-C01 Group 2

### M-1 Investor Base by Type



### M-2 Investor Base by Type



■ Asset Manager

■ Depository Institution

■ Hedge Fund

■ Insurance Company

■ REIT

Investor Type	2M-1	2M-2
Asset Manager	99%	46%
Depository Institution	0%	0%
Hedge Fund	<1%	48%
Insurance Company	0%	0%
REIT	0%	7%

- Asset Manager includes pension, mutual and sovereign wealth funds.
- Numbers may not foot due to rounding.