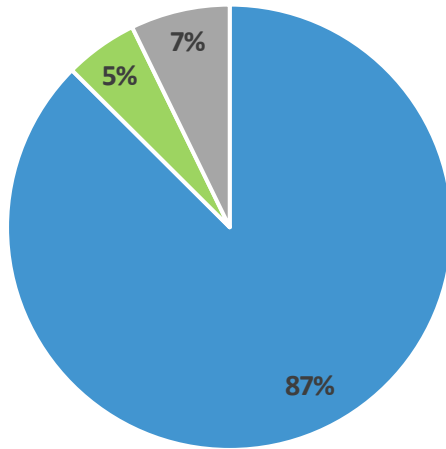
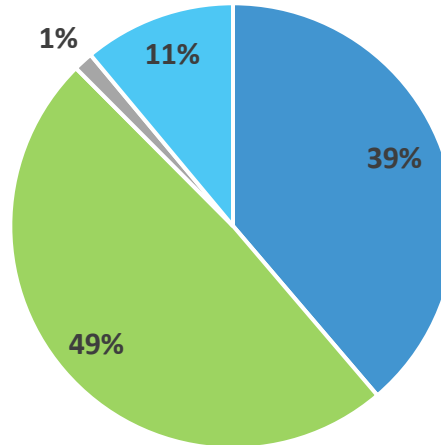


# Investor Distribution- CAS 2018-C06 Group 1

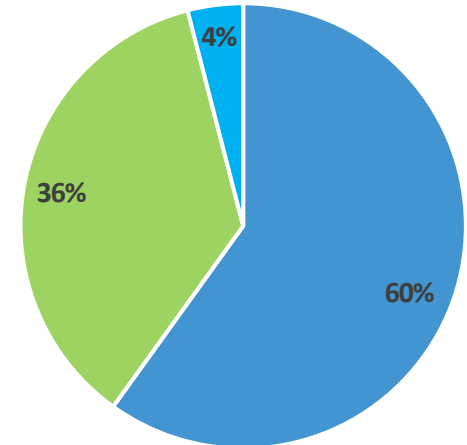
1M-1 Investor base by type



1M-2 Investor base by type



1B-1 Investor base by type



■ Asset Manager ■ Hedge Fund/Private Equity ■ Insurance Company ■ REIT

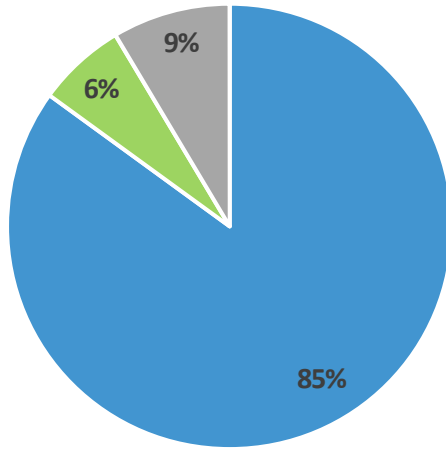
| Investor Type             | 1M-1 | 1M-2 | 1B-1 |
|---------------------------|------|------|------|
| Asset Manager             | 87%  | 39%  | 60%  |
| Hedge Fund/Private Equity | 5%   | 49%  | 36%  |
| Insurance Company         | 7%   | 1%   | 0%   |
| REIT                      | 0%   | 11%  | 4%   |

- *Asset Manager includes pension funds, mutual funds, sovereign wealth funds and foundations/endowments, state/local government.*
- *Numbers may not foot due to rounding.*

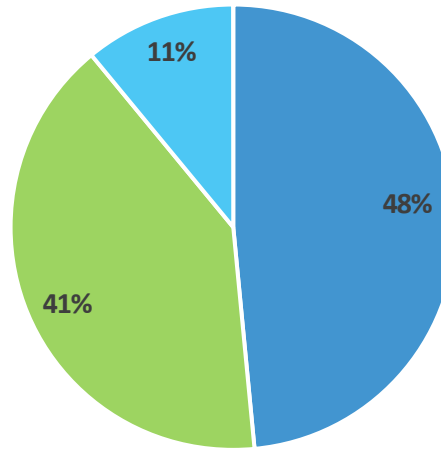


# Investor Distribution- CAS 2018-C06 Group 2

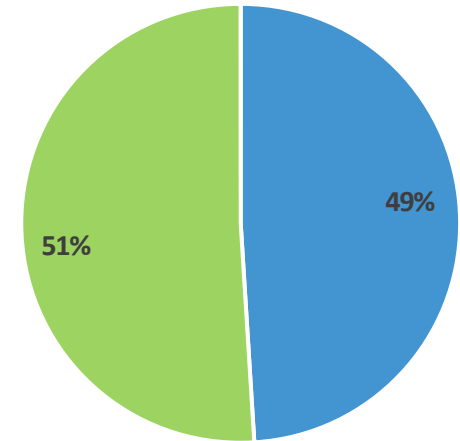
2M-1 Investor base by type



2M-2 Investor base by type



2B-1 Investor base by type



■ Asset Manager ■ Hedge Fund/Private Equity ■ Insurance Company ■ REIT

| Investor Type             | 2M-1 | 2M-2 | 2B-1 |
|---------------------------|------|------|------|
| Asset Manager             | 85%  | 48%  | 49%  |
| Hedge Fund/Private Equity | 6%   | 41%  | 51%  |
| Insurance Company         | 9%   | 0%   | 0%   |
| REIT                      | 0%   | 11%  | 0%   |

- *Asset Manager includes pension funds, mutual funds, sovereign wealth funds and foundations/endowments, state/local government.*
- *Numbers may not foot due to rounding.*

