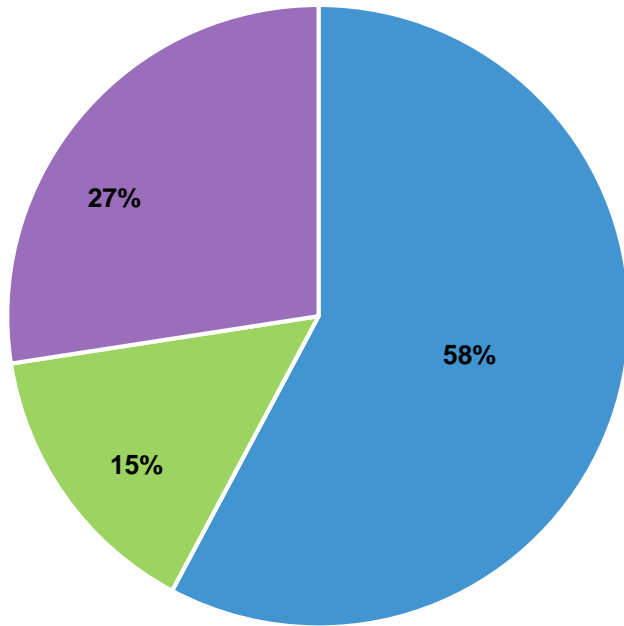


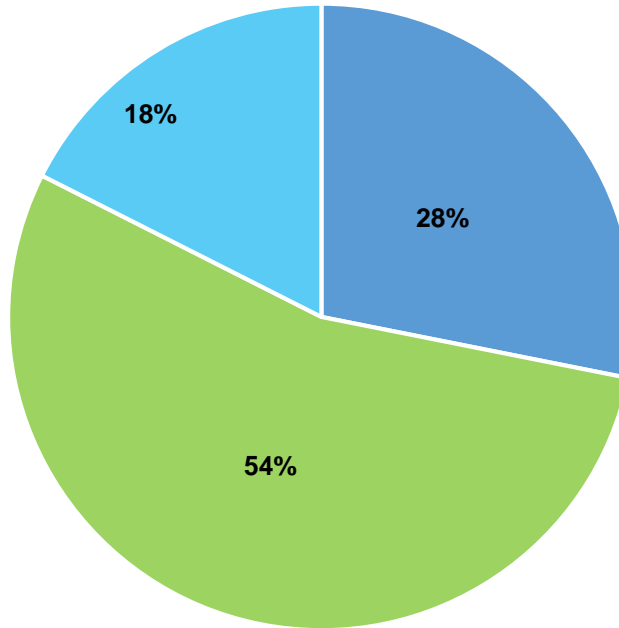


Investor Distribution- CAS 2017-Co7 Group 1

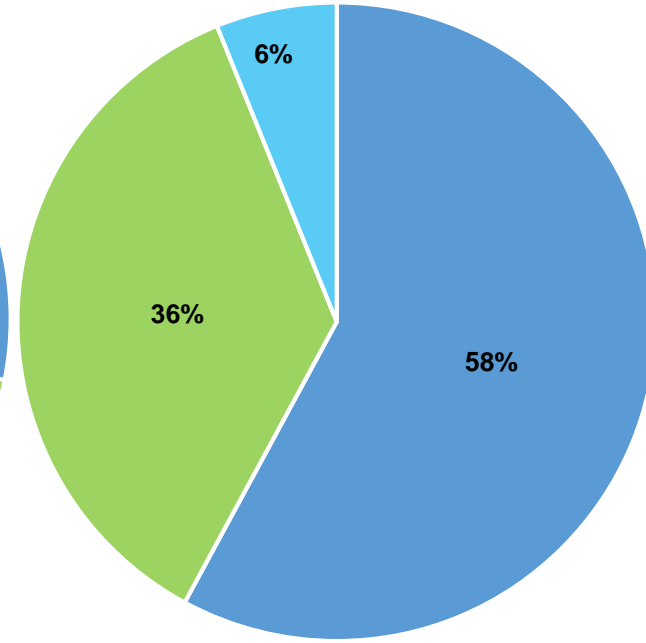
1M-1 Investor base by type



1M-2 Investor base by type



1B-1 Investor base by type



■ Asset Manager ■ Depository Institution/Bank ■ Hedge Fund/Private Equity ■ Insurance Company ■ REIT

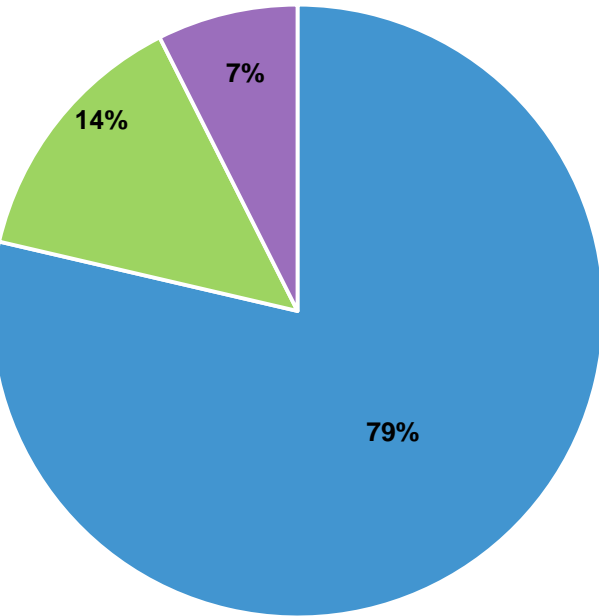
Investor Type	1M-1	1M-2	1B-1
Asset Manager	58%	28%	58%
Depository Institution/Bank	0%	0%	0%
Hedge Fund/Private Equity	15%	54%	36%
Insurance Company	27%	0%	0%
REIT	0%	18%	6%

- *Asset Manager includes pension funds, mutual funds, sovereign wealth funds and foundations/endowments, state/local government.*
- *Numbers may not foot due to rounding.*

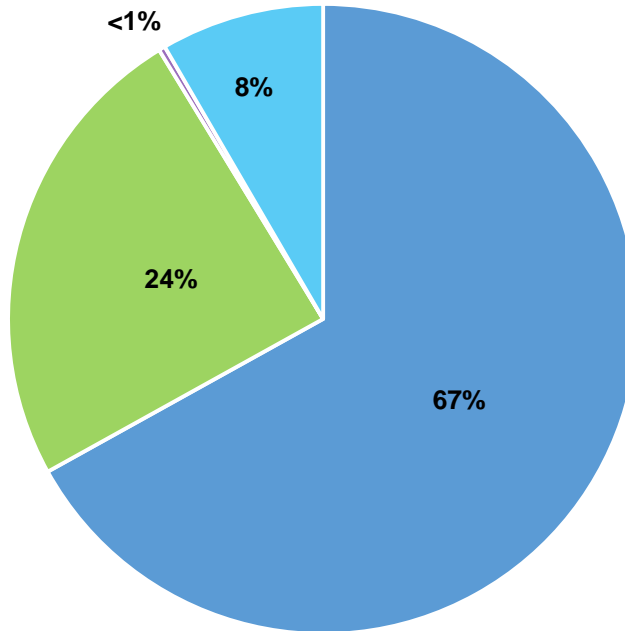


Investor Distribution- CAS 2017-Co7 Group 2

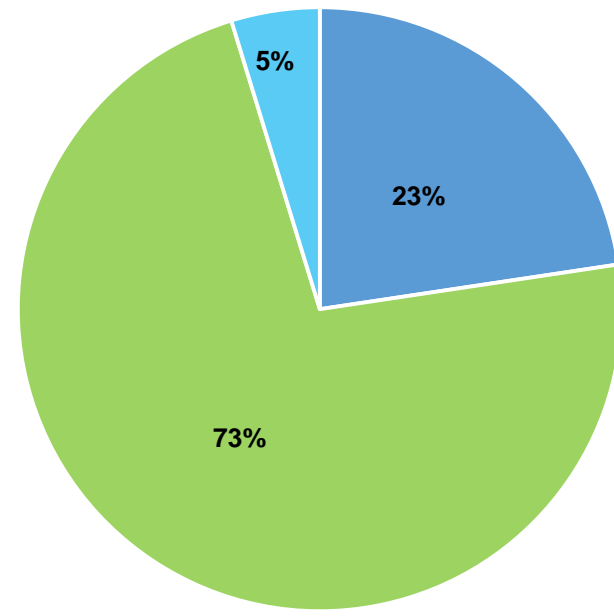
2M-1 Investor base by type



2M-2 Investor base by type



2B-1 Investor base by type



■ Asset Manager ■ Depository Institution/Bank ■ Hedge Fund/Private Equity ■ Insurance Company ■ REIT

Investor Type	2M-1	2M-2	2B-1
Asset Manager	79%	67%	23%
Depository Institution/Bank	0%	0%	0%
Hedge Fund/Private Equity	14%	24%	73%
Insurance Company	7%	<1%	0%
REIT	0%	8%	5%

- Asset Manager includes pension funds, mutual funds, sovereign wealth funds and foundations/endowments, state/local government.
- Numbers may not foot due to rounding.