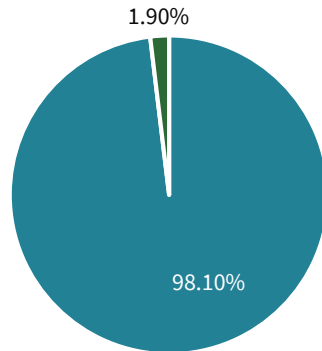
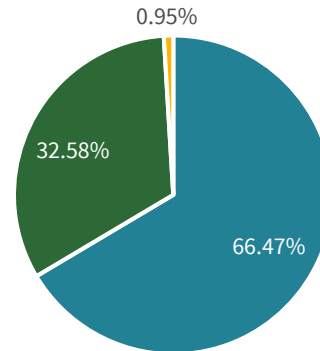


Investor Distribution for CAS 2019-R07

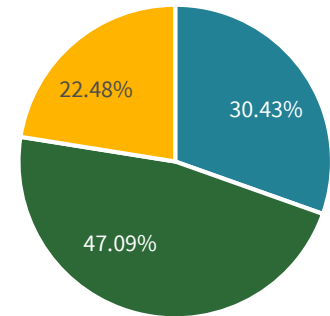
1M-1 Investor base by type



1M-2 Investor base by type



1B-1 Investor base by type



■ Asset Manager ■ Hedge Fund/ PE ■ REIT

Investor Type	1M-1	1M-2	1B-1
Asset Manager	98.10%	66.47%	30.43%
Hedge Fund/ PE	1.90%	32.58%	47.09%
REIT		0.95%	22.48%

- *Asset Manager includes pension funds, mutual funds, sovereign wealth funds, foundations/endowments, and state/local governments.*
- *Numbers may not foot due to rounding.*

