

**Structured Asset Investment Loan Trust**  
**Mortgage Pass-Through Certificates**  
**Series 2005-5**

Contact: Customer Service - CTSLink  
Wells Fargo Bank, N.A.  
Securities Administration Services  
7485 New Horizon Way  
Frederick, MD 21703  
www.ctslink.com  
Telephone: (301) 815-6600  
Fax: (301) 815-6660

24-Aug-2007 10:36:01AM

**Certificateholder Distribution Summary**

Class	CUSIP	Record Date	Certificate Pass-Through Rate	Beginning Certificate Balance	Interest Distribution	Principal Distribution	Current Realized Loss	Ending Certificate Balance	Total Distribution	Cumulative Realized Losses
A1	86358ESW7	08/24/2007	5.62000 %	99,604,860.51	513,131.04	8,821,780.96	0.00	90,783,079.56	9,334,912.00	0.00
A2	86358ESX5	08/24/2007	5.41000 %	0.00	0.00	0.00	0.00	0.00	0.00	0.00
A3	86358ESY3	08/24/2007	5.55000 %	126,149,928.75	641,787.76	8,247,627.84	0.00	117,902,300.90	8,889,415.60	0.00
A4	86358ESZ0	08/24/2007	5.60000 %	81,064,896.05	416,133.13	5,383,377.25	0.00	75,681,518.80	5,799,510.38	0.00
A5	86358ETA4	08/24/2007	5.64000 %	20,266,330.94	104,776.93	1,345,851.41	0.00	18,920,479.53	1,450,628.34	0.00
A6	86358ETB2	08/24/2007	5.41000 %	0.00	0.00	0.00	0.00	0.00	0.00	0.00
A7	86358ETC0	08/24/2007	5.53000 %	22,514,328.66	114,128.88	13,828,935.79	0.00	8,685,392.87	13,943,064.67	0.00
A8	86358ETD8	08/24/2007	5.57000 %	95,826,000.00	489,271.58	0.00	0.00	95,826,000.00	489,271.58	0.00
A9	86358ETE6	08/24/2007	5.59000 %	48,708,000.00	249,587.91	0.00	0.00	48,708,000.00	249,587.91	0.00
M1	86358ETF3	08/24/2007	5.74000 %	37,468,000.00	197,144.13	0.00	0.00	37,468,000.00	197,144.13	0.00
M2	86358ETG1	08/24/2007	5.78000 %	68,692,000.00	363,953.11	0.00	0.00	68,692,000.00	363,953.11	0.00
M3	86358ETH9	08/24/2007	5.80000 %	44,962,000.00	239,047.97	0.00	0.00	44,962,000.00	239,047.97	0.00
M4	86358ETJ5	08/24/2007	5.94000 %	37,468,000.00	204,013.26	0.00	0.00	37,468,000.00	204,013.26	0.00
M5	86358ETK2	08/24/2007	5.97000 %	29,974,000.00	164,032.72	0.00	0.00	29,974,000.00	164,032.72	0.00
M6	86358ETL0	08/24/2007	6.04000 %	29,974,000.00	165,956.05	0.00	0.00	29,974,000.00	165,956.05	0.00
M7	86358ETM8	08/24/2007	6.42000 %	27,477,000.00	161,702.15	0.00	0.00	27,477,000.00	161,702.15	0.00
M8	86358ETN6	08/24/2007	6.57000 %	18,734,000.00	112,825.52	0.00	0.00	18,734,000.00	112,825.52	0.00
M9	86358ETP1	08/24/2007	7.12000 %	24,979,000.00	163,029.61	0.00	0.00	24,979,000.00	163,029.61	0.00
B	86358ETQ9	08/24/2007	7.82000 %	23,730,000.00	154,551.44	0.00	0.00	23,730,000.00	154,551.44	0.00
X	SAI05005X	07/31/2007	0.00000 %	11,811,119.91	0.00	0.00	0.00	11,322,195.74	0.00	0.00
P	SAI05005P	07/31/2007	0.00000 %	100.00	108,597.99	0.00	0.00	100.00	108,597.99	0.00
R	SAI0505R3	07/31/2007	0.00000 %	0.00	0.00	0.00	0.00	0.00	0.00	0.00
Totals				849,403,564.82	4,563,671.18	37,627,573.25	0.00	811,287,067.40	42,191,244.43	0.00

This report has been compiled from information provided to Wells Fargo Bank, N.A. by various third parties, which may include the Servicer, Master Servicer, Special Servicer and others. Wells Fargo Bank, N.A. has not independently confirmed the accuracy of information received from these third parties and assumes no duty to do so. Wells Fargo Bank, N.A. expressly disclaims any responsibility for the accuracy or completeness of information furnished by third parties.

All Record Dates are based upon the governing documents and logic set forth as of closing.

**Structured Asset Investment Loan Trust  
Mortgage Pass-Through Certificates  
Series 2005-5**

Contact: Customer Service - CTSLink  
Wells Fargo Bank, N.A.  
Securities Administration Services  
7485 New Horizon Way  
Frederick, MD 21703  
www.ctslink.com  
Telephone: (301) 815-6600  
Fax: (301) 815-6660

24-Aug-2007 10:36:01AM

**Principal Distribution Statement**

Class	Original Face Amount	Beginning Certificate Balance	Scheduled Principal Distribution	Unscheduled Principal Distribution	Accretion	Realized Loss	Total Principal Reduction	Ending Certificate Balance	Ending Certificate Percentage	Total Principal Distribution
A1	477,487,000.00	99,604,860.51	0.00	8,821,780.96	0.00	0.00	8,821,780.96	90,783,079.56	0.19012681	8,821,780.96
A2	259,118,000.00	0.00	0.00	0.00	0.00	0.00	0.00	0.00	0.00000000	0.00
A3	305,837,000.00	126,149,928.75	0.00	8,247,627.84	0.00	0.00	8,247,627.84	117,902,300.90	0.38550699	8,247,627.84
A4	379,046,000.00	81,064,896.05	0.00	5,383,377.25	0.00	0.00	5,383,377.25	75,681,518.80	0.19966315	5,383,377.25
A5	94,762,000.00	20,266,330.94	0.00	1,345,851.41	0.00	0.00	1,345,851.41	18,920,479.53	0.19966315	1,345,851.41
A6	270,215,000.00	0.00	0.00	0.00	0.00	0.00	0.00	0.00	0.00000000	0.00
A7	210,927,000.00	22,514,328.66	0.00	13,828,935.79	0.00	0.00	13,828,935.79	8,685,392.87	0.04117725	13,828,935.79
A8	95,826,000.00	95,826,000.00	0.00	0.00	0.00	0.00	0.00	95,826,000.00	1.00000000	0.00
A9	48,708,000.00	48,708,000.00	0.00	0.00	0.00	0.00	0.00	48,708,000.00	1.00000000	0.00
M1	37,468,000.00	37,468,000.00	0.00	0.00	0.00	0.00	0.00	37,468,000.00	1.00000000	0.00
M2	68,692,000.00	68,692,000.00	0.00	0.00	0.00	0.00	0.00	68,692,000.00	1.00000000	0.00
M3	44,962,000.00	44,962,000.00	0.00	0.00	0.00	0.00	0.00	44,962,000.00	1.00000000	0.00
M4	37,468,000.00	37,468,000.00	0.00	0.00	0.00	0.00	0.00	37,468,000.00	1.00000000	0.00
M5	29,974,000.00	29,974,000.00	0.00	0.00	0.00	0.00	0.00	29,974,000.00	1.00000000	0.00
M6	29,974,000.00	29,974,000.00	0.00	0.00	0.00	0.00	0.00	29,974,000.00	1.00000000	0.00
M7	27,477,000.00	27,477,000.00	0.00	0.00	0.00	0.00	0.00	27,477,000.00	1.00000000	0.00
M8	18,734,000.00	18,734,000.00	0.00	0.00	0.00	0.00	0.00	18,734,000.00	1.00000000	0.00
M9	24,979,000.00	24,979,000.00	0.00	0.00	0.00	0.00	0.00	24,979,000.00	1.00000000	0.00
B	23,730,000.00	23,730,000.00	0.00	0.00	0.00	0.00	0.00	23,730,000.00	1.00000000	0.00
X	0.00	11,811,119.91	0.00	0.00	0.00	0.00	0.00	11,322,195.74	0.00000000	0.00
R	0.00	0.00	0.00	0.00	0.00	0.00	0.00	0.00	0.00000000	0.00
Totals	2,485,384,000.00	849,403,464.82	0.00	37,627,573.25	0.00	0.00	37,627,573.25	811,286,967.40	0.32642319	37,627,573.25

**Structured Asset Investment Loan Trust  
Mortgage Pass-Through Certificates  
Series 2005-5**

Contact: Customer Service - CTSLink  
Wells Fargo Bank, N.A.  
Securities Administration Services  
7485 New Horizon Way  
Frederick, MD 21703  
www.ctslink.com  
Telephone: (301) 815-6600  
Fax: (301) 815-6660

24-Aug-2007 10:36:01AM

**Principal Distribution Factors Statement**

Class	Original Face Amount	Beginning Certificate Balance	Scheduled Principal Distribution	Unscheduled Principal Distribution	Accretion	Realized Loss	Total Principal Reduction	Ending Certificate Balance	Ending Certificate Percentage	Total Principal Distribution
A1	477,487,000.00	208.60224574	0.00000000	18.47543694	0.00000000	0.00000000	18.47543694	190.12680881	0.19012681	18.47543694
A2	259,118,000.00	0.00000000	0.00000000	0.00000000	0.00000000	0.00000000	0.00000000	0.00000000	0.00000000	0.00000000
A3	305,837,000.00	412.47438587	0.00000000	26.96739714	0.00000000	0.00000000	26.96739714	385.50698869	0.38550699	26.96739714
A4	379,046,000.00	213.86558901	0.00000000	14.20243783	0.00000000	0.00000000	14.20243783	199.66315117	0.19966315	14.20243783
A5	94,762,000.00	213.86558895	0.00000000	14.20243779	0.00000000	0.00000000	14.20243779	199.66315116	0.19966315	14.20243779
A6	270,215,000.00	0.00000000	0.00000000	0.00000000	0.00000000	0.00000000	0.00000000	0.00000000	0.00000000	0.00000000
A7	210,927,000.00	106.73990840	0.00000000	65.56266286	0.00000000	0.00000000	65.56266286	41.17724554	0.04117725	65.56266286
A8	95,826,000.00	1000.00000000	0.00000000	0.00000000	0.00000000	0.00000000	0.00000000	1000.00000000	1.00000000	0.00000000
A9	48,708,000.00	1000.00000000	0.00000000	0.00000000	0.00000000	0.00000000	0.00000000	1000.00000000	1.00000000	0.00000000
M1	37,468,000.00	1000.00000000	0.00000000	0.00000000	0.00000000	0.00000000	0.00000000	1000.00000000	1.00000000	0.00000000
M2	68,692,000.00	1000.00000000	0.00000000	0.00000000	0.00000000	0.00000000	0.00000000	1000.00000000	1.00000000	0.00000000
M3	44,962,000.00	1000.00000000	0.00000000	0.00000000	0.00000000	0.00000000	0.00000000	1000.00000000	1.00000000	0.00000000
M4	37,468,000.00	1000.00000000	0.00000000	0.00000000	0.00000000	0.00000000	0.00000000	1000.00000000	1.00000000	0.00000000
M5	29,974,000.00	1000.00000000	0.00000000	0.00000000	0.00000000	0.00000000	0.00000000	1000.00000000	1.00000000	0.00000000
M6	29,974,000.00	1000.00000000	0.00000000	0.00000000	0.00000000	0.00000000	0.00000000	1000.00000000	1.00000000	0.00000000
M7	27,477,000.00	1000.00000000	0.00000000	0.00000000	0.00000000	0.00000000	0.00000000	1000.00000000	1.00000000	0.00000000
M8	18,734,000.00	1000.00000000	0.00000000	0.00000000	0.00000000	0.00000000	0.00000000	1000.00000000	1.00000000	0.00000000
M9	24,979,000.00	1000.00000000	0.00000000	0.00000000	0.00000000	0.00000000	0.00000000	1000.00000000	1.00000000	0.00000000
B	23,730,000.00	1000.00000000	0.00000000	0.00000000	0.00000000	0.00000000	0.00000000	1000.00000000	1.00000000	0.00000000
X	0.00	0.00000000	0.00000000	0.00000000	0.00000000	0.00000000	0.00000000	0.00000000	0.00000000	0.00000000
P	100.00	1000.00000000	0.00000000	0.00000000	0.00000000	0.00000000	0.00000000	1000.00000000	1.00000000	0.00000000
R	0.00	0.00000000	0.00000000	0.00000000	0.00000000	0.00000000	0.00000000	0.00000000	0.00000000	0.00000000

NOTE: All classes are per 1,000 denomination.

**Structured Asset Investment Loan Trust**  
**Mortgage Pass-Through Certificates**  
**Series 2005-5**

Contact: Customer Service - CTSLink  
Wells Fargo Bank, N.A.  
Securities Administration Services  
7485 New Horizon Way  
Frederick, MD 21703  
www.ctslink.com  
Telephone: (301) 815-6600  
Fax: (301) 815-6660

24-Aug-2007 10:36:01AM

**Interest Distribution Statement**

Class	Accrual Dates	Accrual Days	Current Certificate Rate	Beginning Certificate/ Notional Balance	Current Accrued Interest	Payment of Unpaid Interest Shortfall(1)	Current Interest Shortfall(1)	Non-Supported Interest Shortfall	Total Interest Distribution	Remaining Unpaid Interest Shortfall(1)	Ending Certificate/ Notional Balance
A1	07/25/07 - 08/26/07	33	5.62000 %	99,604,860.51	513,131.04	0.00	0.00	0.00	513,131.04	0.00	90,783,079.56
A2	N/A	N/A	5.41000 %	0.00	0.00	0.00	0.00	0.00	0.00	0.00	0.00
A3	07/25/07 - 08/26/07	33	5.55000 %	126,149,928.75	641,787.76	0.00	0.00	0.00	641,787.76	0.00	117,902,300.90
A4	07/25/07 - 08/26/07	33	5.60000 %	81,064,896.05	416,133.13	0.00	0.00	0.00	416,133.13	0.00	75,681,518.80
A5	07/25/07 - 08/26/07	33	5.64000 %	20,266,330.94	104,776.93	0.00	0.00	0.00	104,776.93	0.00	18,920,479.53
A6	N/A	N/A	5.41000 %	0.00	0.00	0.00	0.00	0.00	0.00	0.00	0.00
A7	07/25/07 - 08/26/07	33	5.53000 %	22,514,328.66	114,128.88	0.00	0.00	0.00	114,128.88	0.00	8,685,392.87
A8	07/25/07 - 08/26/07	33	5.57000 %	95,826,000.00	489,271.58	0.00	0.00	0.00	489,271.58	0.00	95,826,000.00
A9	07/25/07 - 08/26/07	33	5.59000 %	48,708,000.00	249,587.91	0.00	0.00	0.00	249,587.91	0.00	48,708,000.00
M1	07/25/07 - 08/26/07	33	5.74000 %	37,468,000.00	197,144.13	0.00	0.00	0.00	197,144.13	0.00	37,468,000.00
M2	07/25/07 - 08/26/07	33	5.78000 %	68,692,000.00	363,953.11	0.00	0.00	0.00	363,953.11	0.00	68,692,000.00
M3	07/25/07 - 08/26/07	33	5.80000 %	44,962,000.00	239,047.97	0.00	0.00	0.00	239,047.97	0.00	44,962,000.00
M4	07/25/07 - 08/26/07	33	5.94000 %	37,468,000.00	204,013.26	0.00	0.00	0.00	204,013.26	0.00	37,468,000.00
M5	07/25/07 - 08/26/07	33	5.97000 %	29,974,000.00	164,032.72	0.00	0.00	0.00	164,032.72	0.00	29,974,000.00
M6	07/25/07 - 08/26/07	33	6.04000 %	29,974,000.00	165,956.05	0.00	0.00	0.00	165,956.05	0.00	29,974,000.00
M7	07/25/07 - 08/26/07	33	6.42000 %	27,477,000.00	161,702.15	0.00	0.00	0.00	161,702.15	0.00	27,477,000.00
M8	07/25/07 - 08/26/07	33	6.57000 %	18,734,000.00	112,825.52	0.00	0.00	0.00	112,825.52	0.00	18,734,000.00
M9	07/25/07 - 08/26/07	33	7.12000 %	24,979,000.00	163,029.61	680.19	680.19	0.00	163,029.61	0.00	24,979,000.00
B	07/25/07 - 08/26/07	33	7.82000 %	23,730,000.00	170,104.55	319.81	15,872.93	0.00	154,551.44	15,553.11	23,730,000.00
X	N/A	N/A	0.00000 %	849,403,564.82	0.00	0.00	0.00	0.00	0.00	0.00	811,287,067.40
P	N/A	N/A	0.00000 %	100.00	0.00	0.00	0.00	0.00	108,597.99	0.00	100.00
R	N/A	N/A	0.00000 %	0.00	0.00	0.00	0.00	0.00	0.00	0.00	0.00
Totals					4,470,626.30	1,000.00	16,553.12	0.00	4,563,671.18	15,553.11	

(1) Amount also includes Coupon Cap or Basis Risk Shortfalls, if applicable.

**Structured Asset Investment Loan Trust  
Mortgage Pass-Through Certificates  
Series 2005-5**

Contact: Customer Service - CTSLink  
Wells Fargo Bank, N.A.  
Securities Administration Services  
7485 New Horizon Way  
Frederick, MD 21703  
www.ctslink.com  
Telephone: (301) 815-6600  
Fax: (301) 815-6660

24-Aug-2007 10:36:01AM

**Interest Distribution Factors Statement**

Class	Original Face Amount	Current Certificate Rate	Beginning Certificate/ Notional Balance	Current Accrued Interest	Payment of Unpaid Interest Shortfall(1)	Current Interest Shortfall(1)	Non-Supported Interest Shortfall	Total Interest Distribution	Remaining Unpaid Interest Shortfall(1)	Ending Certificate/ Notional Balance
A1	477,487,000.00	5.62000 %	208.60224574	1.07464924	0.00000000	0.00000000	0.00000000	1.07464924	0.00000000	190.12680881
A2	259,118,000.00	5.41000 %	0.00000000	0.00000000	0.00000000	0.00000000	0.00000000	0.00000000	0.00000000	0.00000000
A3	305,837,000.00	5.55000 %	412.47438587	2.09846343	0.00000000	0.00000000	0.00000000	2.09846343	0.00000000	385.50698869
A4	379,046,000.00	5.60000 %	213.86558901	1.09784335	0.00000000	0.00000000	0.00000000	1.09784335	0.00000000	199.66315117
A5	94,762,000.00	5.64000 %	213.86558895	1.10568508	0.00000000	0.00000000	0.00000000	1.10568508	0.00000000	199.66315116
A6	270,215,000.00	5.41000 %	0.00000000	0.00000000	0.00000000	0.00000000	0.00000000	0.00000000	0.00000000	0.00000000
A7	210,927,000.00	5.53000 %	106.73990840	0.54108236	0.00000000	0.00000000	0.00000000	0.54108236	0.00000000	41.17724554
A8	95,826,000.00	5.57000 %	1000.00000000	5.10583328	0.00000000	0.00000000	0.00000000	5.10583328	0.00000000	1000.00000000
A9	48,708,000.00	5.59000 %	1000.00000000	5.12416667	0.00000000	0.00000000	0.00000000	5.12416667	0.00000000	1000.00000000
M1	37,468,000.00	5.74000 %	1000.00000000	5.26166676	0.00000000	0.00000000	0.00000000	5.26166676	0.00000000	1000.00000000
M2	68,692,000.00	5.78000 %	1000.00000000	5.29833328	0.00000000	0.00000000	0.00000000	5.29833328	0.00000000	1000.00000000
M3	44,962,000.00	5.80000 %	1000.00000000	5.31666674	0.00000000	0.00000000	0.00000000	5.31666674	0.00000000	1000.00000000
M4	37,468,000.00	5.94000 %	1000.00000000	5.44500000	0.00000000	0.00000000	0.00000000	5.44500000	0.00000000	1000.00000000
M5	29,974,000.00	5.97000 %	1000.00000000	5.47250017	0.00000000	0.00000000	0.00000000	5.47250017	0.00000000	1000.00000000
M6	29,974,000.00	6.04000 %	1000.00000000	5.53666678	0.00000000	0.00000000	0.00000000	5.53666678	0.00000000	1000.00000000
M7	27,477,000.00	6.42000 %	1000.00000000	5.88500018	0.00000000	0.00000000	0.00000000	5.88500018	0.00000000	1000.00000000
M8	18,734,000.00	6.57000 %	1000.00000000	6.02250027	0.00000000	0.00000000	0.00000000	6.02250027	0.00000000	1000.00000000
M9	24,979,000.00	7.12000 %	1000.00000000	6.52666680	0.02723047	0.02723047	0.00000000	6.52666680	0.00000000	1000.00000000
B	23,730,000.00	7.82000 %	1000.00000000	7.16833333	0.01347703	0.66889718	0.00000000	6.51291361	0.65541972	1000.00000000
X	0.00	0.00000 %	0.00000000	0.00000000	0.00000000	0.00000000	0.00000000	0.00000000	0.00000000	0.00000000
P	100.00	0.00000 %	1000.00000000	0.00000000	0.00000000	0.00000000	0.00000000	1085979.90000000	0.00000000	1000.00000000
R	0.00	0.00000 %	0.00000000	0.00000000	0.00000000	0.00000000	0.00000000	0.00000000	0.00000000	0.00000000

(1) Amount also includes Coupon Cap or Basis Risk Shortfalls, if applicable.

NOTE: All classes are per denomination.

**Structured Asset Investment Loan Trust  
Mortgage Pass-Through Certificates  
Series 2005-5**

Contact: Customer Service - CTSLink  
Wells Fargo Bank, N.A.  
Securities Administration Services  
7485 New Horizon Way  
Frederick, MD 21703  
www.ctslink.com  
Telephone: (301) 815-6600  
Fax: (301) 815-6660

24-Aug-2007 10:36:01AM

**Certificateholder Account Statement**

CERTIFICATE ACCOUNT	
Beginning Balance	0.00
Deposits	
Payments of Interest and Principal	43,572,078.99
Reserve Funds and Credit Enhancements	0.00
Proceeds from Repurchased Loans	417,092.75
Servicer Advances	0.00
Gains & Subsequent Recoveries (Realized Losses)	(2,032,978.36)
Prepayment Penalties	108,597.99
Swap/Cap Payments	480,708.52
Total Deposits	<u>42,545,499.89</u>
Withdrawals	
Swap Payments	0.00
Reserve Funds and Credit Enhancements	0.00
Total Administration Fees	354,255.46
Payment of Interest and Principal	42,191,244.43
Total Withdrawals (Pool Distribution Amount)	<u>42,545,499.89</u>
Ending Balance	<u><u>0.00</u></u>

PREPAYMENT/CURTAILMENT INTEREST SHORTFALL	
Total Prepayment/Curtailment Interest Shortfall	0.00
Servicing Fee Support	<u>0.00</u>
Non-Supported Prepayment/Curtailment Interest Shortfall	<u><u>0.00</u></u>

ADMINISTRATION FEES	
Gross Servicing Fee*	337,842.87
Class A8 Insurance Premium	4,831.23
Class A9 Insurance Premium	3,795.17
Credit Risk Manager's Fee - Clayton Fixed Income Svc	7,786.20
Trustee Fee	0.00
Supported Prepayment/Curtailment Interest Shortfall	<u>0.00</u>
Total Administration Fees	<u><u>354,255.46</u></u>

\*Servicer Payees include: AURORA LOAN SERVICING INC.

Servicer Advances are calculated as delinquent scheduled principal and interest.

NOTE: "Please see Additional Reporting Page for information related to SWAP and CAP payments."

Reserve and Guaranty Funds				
Account Name	Beginning Balance	Current Withdrawals	Current Deposits	Ending Balance
Class A-8 FGIC Policy	0.00	0.00	0.00	0.00
Class A-9 FGIC Policy	0.00	0.00	0.00	0.00
Basis Risk Reserve Fund	1,000.00	1,000.00	0.00	0.00
Supplemental Interest Trust	1,000.00	480,708.52	480,708.53	1,000.00
Hedge Funds				
Account Name		Funds In (A)	Funds Out (B)	Net Amount (A - B)
Swap Agreement - ABN Amro Bank N.V.		2,841,521.50	2,360,812.98	480,708.52

**Structured Asset Investment Loan Trust**  
**Mortgage Pass-Through Certificates**  
**Series 2005-5**

Contact: Customer Service - CTSLink  
Wells Fargo Bank, N.A.  
Securities Administration Services  
7485 New Horizon Way  
Frederick, MD 21703  
www.ctslink.com  
Telephone: (301) 815-6600  
Fax: (301) 815-6660

24-Aug-2007 10:36:01AM

**Collateral Statement**

Group	1(A)	1(B)	2(A)	2(B)	3(A)	3(B)
Collateral Description	Mixed Fixed	Mixed ARM	Mixed Fixed	Mixed ARM	Mixed Fixed	Mixed ARM
Weighted Average Coupon Rate	7.529121	9.154773	7.438449	9.107389	7.477460	9.002978
Weighted Average Net Rate	7.054631	8.683830	6.965169	8.627997	7.001443	8.522800
Weighted Average Pass-Through Rate	6.722450	8.363193	6.660712	8.338391	6.648019	8.199016
Weighted Average Remaining Term	299	332	298	332	299	332
Principal And Interest Constant	375,783.26	1,145,367.48	420,310.79	1,412,483.37	370,271.81	1,141,509.24
Beginning Loan Count	501	894	539	1,112	481	872
Loans Paid in Full	11	52	12	39	10	38
Ending Loan Count	490	842	527	1,073	471	834
Beginning Scheduled Balance	50,897,804.54	140,382,653.01	57,259,946.00	178,039,117.49	50,459,041.69	142,991,928.88
Ending Scheduled Balance	50,216,129.03	132,014,152.91	56,353,513.09	171,020,493.62	49,794,903.10	136,832,836.56
Actual Ending Collateral Balance	50,301,232.91	132,299,358.48	56,447,382.61	171,269,547.18	49,871,181.57	137,078,324.84
Scheduled Principal	56,436.80	74,391.33	65,373.12	61,257.07	55,850.57	68,714.96
Unscheduled Principal	625,238.71	8,294,108.77	841,059.79	6,957,366.80	608,288.02	6,090,377.36
Negative Amortized Principal	0.00	0.00	0.00	0.00	0.00	0.00
Scheduled Interest	319,346.46	1,070,976.15	354,937.67	1,351,226.30	314,421.24	1,072,794.28
Servicing Fees	20,125.45	55,093.54	22,583.34	71,125.48	20,016.17	57,217.96
Master Servicing Fees	0.00	0.00	0.00	0.00	0.00	0.00
Trustee Fee	0.00	0.00	0.00	0.00	0.00	0.00
FRY Amount	0.00	0.00	0.00	0.00	0.00	0.00
Special Hazard Fee	0.00	0.00	0.00	0.00	0.00	0.00
Other Fee	14,089.39	37,509.89	14,527.67	42,967.73	14,861.17	38,582.02
Pool Insurance Fee	0.00	0.00	0.00	0.00	0.00	0.00
Spread 1	0.00	0.00	0.00	0.00	0.00	0.00
Spread 2	0.00	0.00	0.00	0.00	0.00	0.00
Spread 3	0.00	0.00	0.00	0.00	0.00	0.00
Net Interest	285,131.62	978,372.72	317,826.66	1,237,133.09	279,543.90	976,994.30
Realized Loss Amount	191,050.36	404,412.85	209,713.56	(92,562.39)	151,093.21	296,470.93
Cumulative Realized Loss	2,261,225.93	3,668,742.90	2,321,838.44	3,318,404.17	1,949,718.40	2,479,676.82
Percentage of Cumulative Losses	2.2384	0.7826	2.3874	0.5752	1.9278	0.5341
Prepayment Penalty Paid Amount	5,604.66	3,950.01	13,441.39	6,000.00	10,774.80	13,763.90
Prepayment Penalty Paid Count	3	1	4	1	5	3
Special Servicing Fee	0.00	0.00	0.00	0.00	0.00	0.00

**Structured Asset Investment Loan Trust**  
**Mortgage Pass-Through Certificates**  
**Series 2005-5**

24-Aug-2007 10:36:01AM

**Collateral Statement**

Group	4(A)	4(B)	Total
Collateral Description	Mixed Fixed	Mixed ARM	Fixed & Mixed ARM
Weighted Average Coupon Rate	7.257858	9.032500	8.665552
Weighted Average Net Rate	6.789256	8.549647	8.188263
Weighted Average Pass-Through Rate	6.513892	8.239219	7.876941
Weighted Average Remaining Term	302	332	324
Principal And Interest Constant	364,620.90	1,392,124.33	6,622,471.18
Beginning Loan Count	282	532	5,213
Loans Paid in Full	9	29	200
Ending Loan Count	273	503	5,013
Beginning Scheduled Balance	51,674,620.11	177,698,453.10	849,403,564.82
Ending Scheduled Balance	49,948,760.83	165,106,278.26	811,287,067.40
Actual Ending Collateral Balance	50,015,533.57	165,341,038.43	812,623,599.59
Scheduled Principal	52,081.68	54,573.25	488,678.78
Unscheduled Principal	1,673,777.60	12,537,601.59	37,627,818.64
Negative Amortized Principal	0.00	0.00	0.00
Scheduled Interest	312,539.22	1,337,551.08	6,133,792.40
Servicing Fees	20,179.04	71,501.89	337,842.87
Master Servicing Fees	0.00	0.00	0.00
Trustee Fee	0.00	0.00	0.00
FRY Amount	0.00	0.00	0.00
Special Hazard Fee	0.00	0.00	0.00
Other Fee	11,857.76	45,968.85	220,364.48
Pool Insurance Fee	0.00	0.00	0.00
Spread 1	0.00	0.00	0.00
Spread 2	0.00	0.00	0.00
Spread 3	0.00	0.00	0.00
Net Interest	280,502.42	1,220,080.34	5,575,585.05
Realized Loss Amount	86,027.99	786,771.85	2,032,978.36
Cumulative Realized Loss	3,626,425.01	3,347,031.10	22,973,062.77
Percentage of Cumulative Losses	3.5937	0.5696	0.9197
Prepayment Penalty Paid Amount	24,785.13	30,278.10	108,597.99
Prepayment Penalty Paid Count	4	1	22
Special Servicing Fee	0.00	0.00	0.00



**Structured Asset Investment Loan Trust**  
**Mortgage Pass-Through Certificates**  
**Series 2005-5**

Contact: Customer Service - CTSLink  
Wells Fargo Bank, N.A.  
Securities Administration Services  
7485 New Horizon Way  
Frederick, MD 21703  
www.ctslink.com  
Telephone: (301) 815-6600  
Fax: (301) 815-6660

**Additional Reporting - Deal Level**

<b>Cash Reporting</b>	
Monthly Excess Cash Flow	1,007,497.74
Net Swap Payment - ABN AMRO	480,708.53
Prepayment Penalties	108,597.99
<b>Informational Reporting</b>	
LIBOR Index	5.320000%
Pool 1 Net Funds Cap	7.185155%
Pool 2 Net Funds Cap	7.162311%
Pool 3 Net Funds Cap	6.987312%
Pool 4 Net Funds Cap	7.063904%
Subordinate Net Funds Cap	7.090294%
Senior Enhancement %	48.717856%
<b>Structural Reporting</b>	
Overcollateralization Amount	11,322,295.74
Overcollateralization Deficiency	1,167,331.26
Targeted Overcollateralization Amount	12,489,627.00
<b>Trigger Event Reporting</b>	
Stepdown Date	NO
Initial Optional Purchase Date	NO
Trigger Event	NO
Delinquency Event	NO
Cumulative Loss Trigger Event	NO

**Structured Asset Investment Loan Trust**  
**Mortgage Pass-Through Certificates**  
**Series 2005-5**

Contact: Customer Service - CTSLink  
Wells Fargo Bank, N.A.  
Securities Administration Services  
7485 New Horizon Way  
Frederick, MD 21703  
www.ctslink.com  
Telephone: (301) 815-6600  
Fax: (301) 815-6660

24-Aug-2007 10:36:01AM

**Delinquency Status - OTS Delinquency Calculation Method**

DELINQUENT			BANKRUPTCY			FORECLOSURE			REO		TOTAL		
No. of Loans	Actual Balance		No. of Loans	Actual Balance		No. of Loans	Actual Balance		No. of Loans	Actual Balance	No. of Loans	Actual Balance	
		0-29 Days	24	2,824,564.06		0	0.00		0	0.00	24	2,824,564.06	
30 Days	273	45,625,652.90	9	960,836.75		0	0.00		0	0.00	282	46,586,489.65	
60 Days	136	25,506,012.99	8	1,360,364.71		25	2,935,845.70		0	0.00	169	29,802,223.40	
90 Days	41	6,064,147.97	7	686,216.34		69	15,886,692.23		0	0.00	117	22,637,056.54	
120 Days	38	5,405,970.30	13	1,243,640.65		76	15,283,619.73		3	506,887.91	130	22,440,118.59	
150 Days	22	1,875,500.70	8	810,034.31		42	9,218,434.05		8	1,307,501.71	80	13,211,470.77	
180+ Days	22	3,461,194.63	68	12,726,595.38		156	27,785,674.15		273	50,665,964.99	519	94,639,429.15	
	<b>532</b>	<b>87,938,479.49</b>	<b>137</b>	<b>20,612,252.20</b>		<b>368</b>	<b>71,110,265.86</b>		<b>284</b>	<b>52,480,354.61</b>	<b>1,321</b>	<b>232,141,352.16</b>	
No. of Loans	Actual Balance		No. of Loans	Actual Balance		No. of Loans	Actual Balance		No. of Loans	Actual Balance	No. of Loans	Actual Balance	
		0-29 Days	0.478755 %	0.347586 %		0.000000 %	0.000000 %		0.000000 %	0.000000 %	0.478755 %	0.347586 %	
30 Days	5.445841 %	5.614611 %	0.179533 %	0.118239 %		0.000000 %	0.000000 %		0.000000 %	0.000000 %	5.625374 %	5.732850 %	
60 Days	2.712946 %	3.138724 %	0.159585 %	0.167404 %		0.498703 %	0.361280 %		0.000000 %	0.000000 %	3.371235 %	3.667408 %	
90 Days	0.817874 %	0.746243 %	0.139637 %	0.084445 %		1.376421 %	1.954988 %		0.000000 %	0.000000 %	2.333932 %	2.785676 %	
120 Days	0.758029 %	0.665249 %	0.259326 %	0.153040 %		1.516058 %	1.880775 %		0.059844 %	0.062377 %	2.593258 %	2.761441 %	
150 Days	0.438859 %	0.230796 %	0.159585 %	0.099681 %		0.837822 %	1.134404 %		0.159585 %	0.160899 %	1.595851 %	1.625780 %	
180+ Days	0.438859 %	0.425928 %	1.356473 %	1.566112 %		3.111909 %	3.419255 %		5.445841 %	6.234863 %	10.353082 %	11.646158 %	
	<b>10.612408 %</b>	<b>10.821551 %</b>	<b>2.732894 %</b>	<b>2.536507 %</b>		<b>7.340914 %</b>	<b>8.750702 %</b>		<b>5.665270 %</b>	<b>6.458138 %</b>	<b>26.351486 %</b>	<b>28.566898 %</b>	

Please refer to CTSLink.com for a list of delinquency code descriptions.

Current Period Class A Insufficient Funds 0.00 Principal Balance of Contaminated Properties 0.00 Periodic Advance 2,286,862.16

**Structured Asset Investment Loan Trust**  
**Mortgage Pass-Through Certificates**  
**Series 2005-5**

24-Aug-2007 10:36:01AM

**Delinquency Status By Group**

<b>DELINQUENT</b>			<b>BANKRUPTCY</b>			<b>FORECLOSURE</b>			<b>REO</b>		<b>TOTAL</b>			
<b>1(A) - OTS</b>			<b>No of</b>	<b>Actual</b>	<b>No of</b>	<b>Actual</b>	<b>No of</b>	<b>Actual</b>	<b>No of</b>	<b>Actual</b>	<b>No of</b>	<b>Actual</b>		
<b>No of Loans</b>	<b>Actual Bal</b>		<b>Loans</b>	<b>Balance</b>	<b>Loans</b>	<b>Balance</b>	<b>Loans</b>	<b>Balance</b>	<b>Loans</b>	<b>Balance</b>	<b>Loans</b>	<b>Balance</b>		
30 Days	13	1,249,014.60	0-29 Days	2	88,118.67	0-29 Days	0	0.00	0-29 Days	0	0.00	0-29 Days	2	88,118.67
60 Days	10	753,649.39	30 Days	1	42,246.20	30 Days	0	0.00	30 Days	0	0.00	30 Days	14	1,291,260.80
90 Days	6	223,923.27	60 Days	0	0.00	60 Days	2	220,035.56	60 Days	0	0.00	60 Days	12	973,684.95
120 Days	6	283,326.44	90 Days	1	29,695.72	90 Days	1	136,879.46	90 Days	0	0.00	90 Days	8	390,498.45
150 Days	5	229,087.73	120 Days	0	0.00	120 Days	3	263,600.57	120 Days	0	0.00	120 Days	9	546,927.01
180+ Days	3	166,039.41	150 Days	1	49,890.73	150 Days	1	132,671.65	150 Days	1	61,760.07	150 Days	8	473,410.18
			180+ Days	3	405,162.13	180+ Days	11	1,321,302.83	180+ Days	12	809,815.24	180+ Days	29	2,702,319.61
	43	2,905,040.84		8	615,113.45		18	2,074,490.07		13	871,575.31		82	6,466,219.67
			0-29 Days	0.408163%	0.175182%	0-29 Days	0.000000%	0.000000%	0-29 Days	0.000000%	0.000000%	0-29 Days	0.408163%	0.175182%
30 Days	2.653061%	2.483070%	30 Days	0.204082%	0.083986%	30 Days	0.000000%	0.000000%	30 Days	0.000000%	0.000000%	30 Days	2.857143%	2.567056%
60 Days	2.040816%	1.498272%	60 Days	0.000000%	0.000000%	60 Days	0.408163%	0.437436%	60 Days	0.000000%	0.000000%	60 Days	2.448980%	1.935708%
90 Days	1.224490%	0.445165%	90 Days	0.204082%	0.059036%	90 Days	0.204082%	0.272119%	90 Days	0.000000%	0.000000%	90 Days	1.632653%	0.776320%
120 Days	1.224490%	0.563259%	120 Days	0.000000%	0.000000%	120 Days	0.612245%	0.524044%	120 Days	0.000000%	0.000000%	120 Days	1.836735%	1.087303%
150 Days	1.020408%	0.455432%	150 Days	0.204082%	0.099184%	150 Days	0.204082%	0.263754%	150 Days	0.204082%	0.122780%	150 Days	1.632653%	0.941150%
180+ Days	0.612245%	0.330090%	180+ Days	0.612245%	0.805472%	180+ Days	2.244898%	2.626780%	180+ Days	2.448980%	1.609931%	180+ Days	5.918367%	5.372273%
	8.775510%	5.775288%		1.632653%	1.222860%		3.673469%	4.124134%		2.653061%	1.732712%		16.734694%	12.854992%

<b>DELINQUENT</b>			<b>BANKRUPTCY</b>			<b>FORECLOSURE</b>			<b>REO</b>		<b>TOTAL</b>			
<b>1(B) - OTS</b>			<b>No of</b>	<b>Actual</b>	<b>No of</b>	<b>Actual</b>	<b>No of</b>	<b>Actual</b>	<b>No of</b>	<b>Actual</b>	<b>No of</b>	<b>Actual</b>		
<b>No of Loans</b>	<b>Actual Bal</b>		<b>Loans</b>	<b>Balance</b>	<b>Loans</b>	<b>Balance</b>	<b>Loans</b>	<b>Balance</b>	<b>Loans</b>	<b>Balance</b>	<b>Loans</b>	<b>Balance</b>		
30 Days	45	7,474,899.52	0-29 Days	3	369,401.51	0-29 Days	0	0.00	0-29 Days	0	0.00	0-29 Days	3	369,401.51
60 Days	28	4,621,215.33	30 Days	1	153,472.87	30 Days	0	0.00	30 Days	0	0.00	30 Days	46	7,628,372.39
90 Days	5	882,978.70	60 Days	1	72,449.04	60 Days	7	663,996.05	60 Days	0	0.00	60 Days	36	5,357,660.42
120 Days	4	519,813.37	90 Days	1	101,373.73	90 Days	16	2,699,445.63	90 Days	0	0.00	90 Days	22	3,683,798.06
150 Days	1	209,319.76	120 Days	3	382,124.68	120 Days	17	2,867,177.03	120 Days	1	203,937.75	120 Days	25	3,973,052.83
180+ Days	1	117,819.35	150 Days	1	179,279.65	150 Days	10	1,430,812.58	150 Days	2	187,941.88	150 Days	14	2,007,353.87
	84	13,826,046.03	180+ Days	11	1,402,764.75	180+ Days	34	5,752,470.19	180+ Days	60	10,569,869.99	180+ Days	106	17,842,924.28
				21	2,660,866.23		84	13,413,901.48		63	10,961,749.62		252	40,862,563.36
			0-29 Days	0.356295%	0.279216%	0-29 Days	0.000000%	0.000000%	0-29 Days	0.000000%	0.000000%	0-29 Days	0.356295%	0.279216%
30 Days	5.344418%	5.649989%	30 Days	0.118765%	0.116004%	30 Days	0.000000%	0.000000%	30 Days	0.000000%	0.000000%	30 Days	5.463183%	5.765993%
60 Days	3.325416%	3.492999%	60 Days	0.118765%	0.054761%	60 Days	0.831354%	0.501889%	60 Days	0.000000%	0.000000%	60 Days	4.275534%	4.049650%
90 Days	0.593824%	0.667410%	90 Days	0.118765%	0.076625%	90 Days	1.900238%	2.040407%	90 Days	0.000000%	0.000000%	90 Days	2.612827%	2.784441%
120 Days	0.475059%	0.392907%	120 Days	0.356295%	0.288833%	120 Days	2.019002%	2.167189%	120 Days	0.118765%	0.154149%	120 Days	2.969121%	3.003078%
150 Days	0.118765%	0.158217%	150 Days	0.118765%	0.135511%	150 Days	1.187648%	1.081496%	150 Days	0.237530%	0.142058%	150 Days	1.662708%	1.517282%
180+ Days	0.118765%	0.089055%	180+ Days	1.306413%	1.060296%	180+ Days	4.038005%	4.348071%	180+ Days	7.125891%	7.989358%	180+ Days	12.589074%	13.486781%
	9.976247%	10.450577%		2.494062%	2.011247%		9.976247%	10.139053%		7.482185%	8.285565%		29.928741%	30.886441%

**Structured Asset Investment Loan Trust**  
**Mortgage Pass-Through Certificates**  
**Series 2005-5**

24-Aug-2007 10:36:01AM

**Delinquency Status By Group**

<b>DELINQUENT</b>			<b>BANKRUPTCY</b>			<b>FORECLOSURE</b>			<b>REO</b>		<b>TOTAL</b>		
<b>2(A) - OTS</b>			<b>No of</b>	<b>Actual</b>	<b>No of</b>	<b>Actual</b>	<b>No of</b>	<b>Actual</b>	<b>No of</b>	<b>Actual</b>	<b>No of</b>	<b>Actual</b>	
<b>No of Loans</b>	<b>Actual Bal</b>		<b>Loans</b>	<b>Balance</b>	<b>Loans</b>	<b>Balance</b>	<b>Loans</b>	<b>Balance</b>	<b>Loans</b>	<b>Balance</b>	<b>Loans</b>	<b>Balance</b>	
0-29 Days	17	1,245,263.59	5	284,629.70	0	0.00	0	0.00	0	0.00	5	284,629.70	
30 Days	10	680,787.76	0	0.00	0	0.00	0	0.00	0	0.00	17	1,245,263.59	
60 Days	3	343,561.25	1	22,616.52	1	110,442.48	0	0.00	0	0.00	12	813,846.76	
90 Days	7	375,766.61	1	35,321.26	1	61,023.50	0	0.00	0	0.00	5	439,906.01	
120 Days	3	324,915.98	0	0.00	0	0.00	0	0.00	0	0.00	7	375,766.61	
150 Days	3	132,061.45	0	0.00	0	0.00	1	49,986.84	1	49,986.84	4	374,902.82	
180+ Days	3	132,061.45	3	286,541.40	8	1,017,258.25	7	1,528,901.70	7	1,528,901.70	21	2,964,762.80	
	<u>43</u>	<u>3,102,356.64</u>	<u>10</u>	<u>629,108.88</u>	<u>10</u>	<u>1,188,724.23</u>	<u>8</u>	<u>1,578,888.54</u>			<u>71</u>	<u>6,499,078.29</u>	
			0-29 Days	0.948767%	0.504239%	0-29 Days	0.000000%	0.000000%	0-29 Days	0.000000%	0.000000%	0-29 Days	0.948767%
30 Days	3.225806%	2.206061%	30 Days	0.000000%	0.000000%	30 Days	0.000000%	0.000000%	30 Days	0.000000%	0.000000%	30 Days	3.225806%
60 Days	1.897533%	1.206057%	60 Days	0.189753%	0.040067%	60 Days	0.189753%	0.195656%	60 Days	0.000000%	0.000000%	60 Days	2.277040%
90 Days	0.569260%	0.608640%	90 Days	0.189753%	0.062574%	90 Days	0.189753%	0.108107%	90 Days	0.000000%	0.000000%	90 Days	0.948767%
120 Days	1.328273%	0.665694%	120 Days	0.000000%	0.000000%	120 Days	0.000000%	0.000000%	120 Days	0.000000%	0.000000%	120 Days	1.328273%
150 Days	0.569260%	0.575609%	150 Days	0.000000%	0.000000%	150 Days	0.000000%	0.000000%	150 Days	0.189753%	0.088555%	150 Days	0.759013%
180+ Days	0.569260%	0.233955%	180+ Days	0.569260%	0.507626%	180+ Days	1.518027%	1.802135%	180+ Days	1.328273%	2.708543%	180+ Days	3.984820%
	<u>8.159393%</u>	<u>5.496015%</u>		<u>1.897533%</u>	<u>1.114505%</u>		<u>1.897533%</u>	<u>2.105898%</u>		<u>1.518027%</u>	<u>2.797098%</u>		<u>13.472486%</u>

<b>DELINQUENT</b>			<b>BANKRUPTCY</b>			<b>FORECLOSURE</b>			<b>REO</b>		<b>TOTAL</b>		
<b>2(B) - OTS</b>			<b>No of</b>	<b>Actual</b>	<b>No of</b>	<b>Actual</b>	<b>No of</b>	<b>Actual</b>	<b>No of</b>	<b>Actual</b>	<b>No of</b>	<b>Actual</b>	
<b>No of Loans</b>	<b>Actual Bal</b>		<b>Loans</b>	<b>Balance</b>	<b>Loans</b>	<b>Balance</b>	<b>Loans</b>	<b>Balance</b>	<b>Loans</b>	<b>Balance</b>	<b>Loans</b>	<b>Balance</b>	
0-29 Days	83	13,352,827.38	6	907,520.70	0	0.00	0	0.00	0	0.00	6	907,520.70	
30 Days	33	5,875,062.22	2	232,070.37	0	0.00	0	0.00	0	0.00	85	13,584,897.75	
60 Days	9	1,225,656.84	3	202,346.21	8	931,997.41	0	0.00	0	0.00	44	7,009,405.84	
90 Days	4	387,665.30	2	296,334.46	19	3,840,875.74	0	0.00	0	0.00	30	5,362,867.04	
120 Days	1	83,049.63	1	117,540.39	20	3,445,483.12	1	142,800.00	1	142,800.00	26	4,093,488.81	
150 Days	1	83,049.63	5	482,143.72	11	1,752,442.34	3	703,233.92	3	703,233.92	20	3,020,869.61	
180+ Days	2	453,321.28	20	3,569,006.15	43	6,916,750.69	77	11,820,007.58	77	11,820,007.58	142	22,759,085.70	
	<u>132</u>	<u>21,377,582.65</u>	<u>39</u>	<u>5,806,962.00</u>	<u>101</u>	<u>16,887,549.30</u>	<u>81</u>	<u>12,666,041.50</u>			<u>353</u>	<u>56,738,135.45</u>	
			0-29 Days	0.559180%	0.529879%	0-29 Days	0.000000%	0.000000%	0-29 Days	0.000000%	0.000000%	0-29 Days	0.559180%
30 Days	7.735322%	7.796382%	30 Days	0.186393%	0.135500%	30 Days	0.000000%	0.000000%	30 Days	0.000000%	0.000000%	30 Days	7.921715%
60 Days	3.075489%	3.430302%	60 Days	0.279590%	0.118145%	60 Days	0.745573%	0.544170%	60 Days	0.000000%	0.000000%	60 Days	4.100652%
90 Days	0.838770%	0.715630%	90 Days	0.186393%	0.173022%	90 Days	1.770736%	2.242591%	90 Days	0.000000%	0.000000%	90 Days	2.795899%
120 Days	0.372787%	0.226348%	120 Days	0.093197%	0.068629%	120 Days	1.863933%	2.011731%	120 Days	0.093197%	0.083377%	120 Days	2.423113%
150 Days	0.093197%	0.048491%	150 Days	0.465983%	0.281512%	150 Days	1.025163%	1.023207%	150 Days	0.279590%	0.410601%	150 Days	1.863933%
180+ Days	0.186393%	0.264683%	180+ Days	1.863933%	2.083853%	180+ Days	4.007456%	4.038518%	180+ Days	7.176142%	6.901406%	180+ Days	13.233924%
	<u>12.301957%</u>	<u>12.481835%</u>		<u>3.634669%</u>	<u>3.390540%</u>		<u>9.412861%</u>	<u>9.860217%</u>		<u>7.548928%</u>	<u>7.395384%</u>		<u>32.898416%</u>

**Structured Asset Investment Loan Trust**  
**Mortgage Pass-Through Certificates**  
**Series 2005-5**

24-Aug-2007 10:36:01AM

**Delinquency Status By Group**

<b>DELINQUENT</b>			<b>BANKRUPTCY</b>			<b>FORECLOSURE</b>			<b>REO</b>		<b>TOTAL</b>		
<b>3(A) - OTS</b>			<b>No of</b>	<b>Actual</b>	<b>No of</b>	<b>Actual</b>	<b>No of</b>	<b>Actual</b>	<b>No of</b>	<b>Actual</b>	<b>No of</b>	<b>Actual</b>	
<b>No of Loans</b>	<b>Actual Bal</b>		<b>Loans</b>	<b>Balance</b>	<b>Loans</b>	<b>Balance</b>	<b>Loans</b>	<b>Balance</b>	<b>Loans</b>	<b>Balance</b>	<b>Loans</b>	<b>Balance</b>	
0-29 Days			4	522,041.24	0-29 Days	0	0.00	0-29 Days	0	0.00	0-29 Days	4	522,041.24
30 Days	14	931,933.95	0	0.00	30 Days	0	0.00	30 Days	0	0.00	30 Days	14	931,933.95
60 Days	6	639,433.24	0	0.00	60 Days	0	0.00	60 Days	0	0.00	60 Days	6	639,433.24
90 Days	2	74,347.18	0	0.00	90 Days	1	55,304.66	90 Days	0	0.00	90 Days	3	129,651.84
120 Days	7	408,902.53	1	51,547.39	120 Days	6	1,532,243.39	120 Days	0	0.00	120 Days	14	1,992,693.31
150 Days	4	154,759.27	0	0.00	150 Days	2	392,820.24	150 Days	0	0.00	150 Days	6	547,579.51
180+ Days	4	373,709.83	2	296,258.66	180+ Days	6	832,267.22	180+ Days	4	192,984.90	180+ Days	16	1,695,220.61
	<u>37</u>	<u>2,583,086.00</u>	<u>7</u>	<u>869,847.29</u>		<u>15</u>	<u>2,812,635.51</u>		<u>4</u>	<u>192,984.90</u>		<u>63</u>	<u>6,458,553.70</u>
			0.849257%	1.046779%		0.000000%	0.000000%		0.000000%	0.000000%		0.849257%	1.046779%
30 Days	2.972399%	1.868682%	0.000000%	0.000000%	30 Days	0.000000%	0.000000%	30 Days	0.000000%	0.000000%	30 Days	2.972399%	1.868682%
60 Days	1.273885%	1.282170%	0.000000%	0.000000%	60 Days	0.000000%	0.000000%	60 Days	0.000000%	0.000000%	60 Days	1.273885%	1.282170%
90 Days	0.424628%	0.149078%	0.000000%	0.000000%	90 Days	0.212314%	0.110895%	90 Days	0.000000%	0.000000%	90 Days	0.636943%	0.259973%
120 Days	1.486200%	0.819917%	0.212314%	0.103361%	120 Days	1.273885%	3.072402%	120 Days	0.000000%	0.000000%	120 Days	2.972399%	3.995681%
150 Days	0.849257%	0.310318%	0.000000%	0.000000%	150 Days	0.424628%	0.787670%	150 Days	0.000000%	0.000000%	150 Days	1.273885%	1.097988%
180+ Days	0.849257%	0.749350%	0.424628%	0.594048%	180+ Days	1.273885%	1.668834%	180+ Days	0.849257%	0.386967%	180+ Days	3.397028%	3.399199%
	<u>7.855626%</u>	<u>5.179516%</u>	<u>1.486200%</u>	<u>1.744188%</u>		<u>3.184713%</u>	<u>5.639801%</u>		<u>0.849257%</u>	<u>0.386967%</u>		<u>13.375796%</u>	<u>12.950473%</u>

<b>DELINQUENT</b>			<b>BANKRUPTCY</b>			<b>FORECLOSURE</b>			<b>REO</b>		<b>TOTAL</b>		
<b>3(B) - OTS</b>			<b>No of</b>	<b>Actual</b>	<b>No of</b>	<b>Actual</b>	<b>No of</b>	<b>Actual</b>	<b>No of</b>	<b>Actual</b>	<b>No of</b>	<b>Actual</b>	
<b>No of Loans</b>	<b>Actual Bal</b>		<b>Loans</b>	<b>Balance</b>	<b>Loans</b>	<b>Balance</b>	<b>Loans</b>	<b>Balance</b>	<b>Loans</b>	<b>Balance</b>	<b>Loans</b>	<b>Balance</b>	
0-29 Days			1	255,000.00	0-29 Days	0	0.00	0-29 Days	0	0.00	0-29 Days	1	255,000.00
30 Days	60	10,713,718.42	2	264,828.28	30 Days	0	0.00	30 Days	0	0.00	30 Days	62	10,978,546.70
60 Days	23	4,972,980.13	1	284,825.07	60 Days	5	396,101.98	60 Days	0	0.00	60 Days	29	5,653,907.18
90 Days	6	824,923.85	2	223,491.17	90 Days	13	2,467,851.67	90 Days	0	0.00	90 Days	21	3,516,266.69
120 Days	1	355,279.26	7	605,456.90	120 Days	14	2,110,082.22	120 Days	1	160,150.16	120 Days	23	3,230,968.54
150 Days	2	253,111.29	0	0.00	150 Days	7	979,150.35	150 Days	0	0.00	150 Days	9	1,232,261.64
180+ Days	7	1,740,315.99	10	988,219.35	180+ Days	32	5,536,167.56	180+ Days	66	11,554,961.20	180+ Days	115	19,819,664.10
	<u>99</u>	<u>18,860,328.94</u>	<u>23</u>	<u>2,621,820.77</u>		<u>71</u>	<u>11,489,353.78</u>		<u>67</u>	<u>11,715,111.36</u>		<u>260</u>	<u>44,686,614.85</u>
			0.119904%	0.186025%		0.000000%	0.000000%		0.000000%	0.000000%		0.119904%	0.186025%
30 Days	7.194245%	7.815764%	0.239808%	0.193195%	30 Days	0.000000%	0.000000%	30 Days	0.000000%	0.000000%	30 Days	7.434053%	8.008959%
60 Days	2.757794%	3.627838%	0.119904%	0.207783%	60 Days	0.599520%	0.288960%	60 Days	0.000000%	0.000000%	60 Days	3.477218%	4.124581%
90 Days	0.719424%	0.601790%	0.239808%	0.163039%	90 Days	1.558753%	1.800322%	90 Days	0.000000%	0.000000%	90 Days	2.517986%	2.565151%
120 Days	0.119904%	0.259180%	0.839329%	0.441687%	120 Days	1.678657%	1.539326%	120 Days	0.119904%	0.116831%	120 Days	2.757794%	2.357024%
150 Days	0.239808%	0.184647%	0.000000%	0.000000%	150 Days	0.839329%	0.714300%	150 Days	0.000000%	0.000000%	150 Days	1.079137%	0.898947%
180+ Days	0.839329%	1.269578%	1.199041%	0.720916%	180+ Days	3.836930%	4.038689%	180+ Days	7.913669%	8.429459%	180+ Days	13.788969%	14.458642%
	<u>11.870504%</u>	<u>13.758797%</u>	<u>2.757794%</u>	<u>1.912644%</u>		<u>8.513189%</u>	<u>8.381598%</u>		<u>8.033573%</u>	<u>8.546290%</u>		<u>31.175060%</u>	<u>32.599330%</u>

Please refer to CTSLink.com for a list of delinquency code descriptions.

**Structured Asset Investment Loan Trust**  
**Mortgage Pass-Through Certificates**  
**Series 2005-5**

24-Aug-2007 10:36:01AM

**Delinquency Status By Group**

<b>DELINQUENT</b>			<b>BANKRUPTCY</b>		<b>FORECLOSURE</b>		<b>REO</b>		<b>TOTAL</b>		
<b>4(A) - OTS</b>			<b>No of</b>	<b>Actual</b>	<b>No of</b>	<b>Actual</b>	<b>No of</b>	<b>Actual</b>	<b>No of</b>	<b>Actual</b>	
<b>No of Loans</b>	<b>Actual Bal</b>		<b>Loans</b>	<b>Balance</b>	<b>Loans</b>	<b>Balance</b>	<b>Loans</b>	<b>Balance</b>	<b>Loans</b>	<b>Balance</b>	
30 Days	12	1,938,814.90	0-29 Days	1	116,687.32	0-29 Days	0	0.00	0-29 Days	1	116,687.32
60 Days	7	375,876.19	30 Days	0	0.00	30 Days	0	0.00	30 Days	12	1,938,814.90
90 Days	5	330,682.80	60 Days	0	0.00	60 Days	0	0.00	60 Days	7	375,876.19
120 Days	4	412,003.98	90 Days	0	0.00	90 Days	1	345,236.42	90 Days	6	675,919.22
150 Days	6	621,257.04	120 Days	1	86,971.29	120 Days	1	69,122.33	120 Days	6	568,097.60
180+ Days	1	63,651.20	150 Days	0	0.00	150 Days	1	42,958.87	150 Days	7	664,215.91
			180+ Days	2	731,095.64	180+ Days	2	132,485.68	180+ Days	9	1,225,178.27
	<u>35</u>	<u>3,742,286.11</u>		<u>4</u>	<u>934,754.25</u>		<u>5</u>	<u>589,803.30</u>		<u>48</u>	<u>5,564,789.41</u>
30 Days	4.395604%	3.876426%	0-29 Days	0.366300%	0.233302%	0-29 Days	0.000000%	0.000000%	0-29 Days	0.366300%	0.233302%
60 Days	2.564103%	0.751519%	30 Days	0.000000%	0.000000%	30 Days	0.000000%	0.000000%	30 Days	4.395604%	3.876426%
90 Days	1.831502%	0.661160%	60 Days	0.000000%	0.000000%	60 Days	0.000000%	0.000000%	60 Days	2.564103%	0.751519%
120 Days	1.465201%	0.823752%	90 Days	0.000000%	0.000000%	90 Days	0.366300%	0.690258%	90 Days	2.197802%	1.351419%
150 Days	2.197802%	1.242128%	120 Days	0.366300%	0.173889%	120 Days	0.366300%	0.138202%	120 Days	2.197802%	1.135842%
180+ Days	0.366300%	0.127263%	150 Days	0.000000%	0.000000%	150 Days	0.366300%	0.085891%	150 Days	2.564103%	1.328019%
	<u>12.820513%</u>	<u>7.482248%</u>	180+ Days	0.732601%	1.461737%	180+ Days	0.732601%	0.264889%	180+ Days	3.296703%	2.449596%
				<u>1.465201%</u>	<u>1.868928%</u>		<u>1.831502%</u>	<u>1.179240%</u>		<u>17.582418%</u>	<u>11.126122%</u>

<b>DELINQUENT</b>			<b>BANKRUPTCY</b>		<b>FORECLOSURE</b>		<b>REO</b>		<b>TOTAL</b>		
<b>4(B) - OTS</b>			<b>No of</b>	<b>Actual</b>	<b>No of</b>	<b>Actual</b>	<b>No of</b>	<b>Actual</b>	<b>No of</b>	<b>Actual</b>	
<b>No of Loans</b>	<b>Actual Bal</b>		<b>Loans</b>	<b>Balance</b>	<b>Loans</b>	<b>Balance</b>	<b>Loans</b>	<b>Balance</b>	<b>Loans</b>	<b>Balance</b>	
30 Days	29	8,719,180.54	0-29 Days	2	281,164.92	0-29 Days	0	0.00	0-29 Days	2	281,164.92
60 Days	19	7,587,008.73	30 Days	3	268,219.03	30 Days	0	0.00	30 Days	32	8,987,399.57
90 Days	5	2,158,074.08	60 Days	2	778,127.87	60 Days	2	613,272.22	60 Days	23	8,978,408.82
120 Days	5	2,663,212.81	90 Days	0	0.00	90 Days	17	6,280,075.15	90 Days	22	8,438,149.23
150 Days	0	0.00	120 Days	0	0.00	120 Days	15	4,995,911.07	120 Days	20	7,659,123.88
180+ Days	1	414,276.12	150 Days	1	98,720.21	150 Days	10	4,487,578.02	150 Days	12	4,890,877.23
	<u>59</u>	<u>21,541,752.28</u>	180+ Days	17	5,047,547.30	180+ Days	20	6,276,971.73	180+ Days	43	13,891,478.63
				<u>25</u>	<u>6,473,779.33</u>		<u>64</u>	<u>22,653,808.19</u>		<u>44</u>	<u>14,196,057.63</u>
										<u>192</u>	<u>64,865,397.43</u>
30 Days	5.765408%	5.273452%	0-29 Days	0.397614%	0.170052%	0-29 Days	0.000000%	0.000000%	0-29 Days	0.397614%	0.170052%
60 Days	3.777336%	4.588703%	30 Days	0.596421%	0.162222%	30 Days	0.000000%	0.000000%	30 Days	6.361829%	5.435674%
90 Days	0.994036%	1.305226%	60 Days	0.397614%	0.470620%	60 Days	0.397614%	0.370913%	60 Days	4.572565%	5.430236%
120 Days	0.994036%	1.610739%	90 Days	0.000000%	0.000000%	90 Days	3.379722%	3.798256%	90 Days	4.373757%	5.103481%
150 Days	0.000000%	0.000000%	120 Days	0.000000%	0.000000%	120 Days	2.982107%	3.021580%	120 Days	3.976143%	4.632319%
180+ Days	0.198807%	0.250559%	150 Days	0.198807%	0.059707%	150 Days	1.988072%	2.714134%	150 Days	2.385686%	2.958054%
	<u>11.729622%</u>	<u>13.028678%</u>	180+ Days	3.379722%	3.052810%	180+ Days	3.976143%	3.796379%	180+ Days	16.103380%	15.501459%
				<u>4.970179%</u>	<u>3.915410%</u>		<u>12.723658%</u>	<u>13.701262%</u>		<u>38.170974%</u>	<u>39.231275%</u>

**Structured Asset Investment Loan Trust**  
**Mortgage Pass-Through Certificates**  
**Series 2005-5**

24-Aug-2007 10:36:01AM

**180+ Delinquency Summary**

Days Delinquent	Summary			1(A)			1(B)		
	Number Of Loans	Outstanding Actual Balance(\$)	Percentage Of Balance(%)	Number Of Loans	Outstanding Actual Balance(\$)	Percentage Of Balance(%)	Number Of Loans	Outstanding Actual Balance(\$)	Percentage Of Balance(%)
180 - 209	52	10,115,921.87	1.245	4	484,072.74	0.962	13	2,457,660.37	1.858
210 - 239	63	12,948,045.46	1.593	4	634,684.89	1.262	10	1,495,787.06	1.131
240 - 269	66	12,264,246.14	1.509	7	730,839.97	1.453	8	1,251,728.86	0.946
270 - 299	41	8,489,231.77	1.045	1	54,590.71	0.109	6	879,918.28	0.665
300 - 329	39	6,568,319.48	0.808	3	117,169.17	0.233	11	1,780,240.74	1.346
330 - 359	39	6,254,498.78	0.770	2	152,654.89	0.303	10	1,646,154.04	1.244
360 - 389	31	4,908,959.76	0.604	3	219,009.64	0.435	5	527,882.23	0.399
390 - 419	37	7,071,935.44	0.870	0	0.00	0.000	11	1,979,328.81	1.496
420 - 449	22	3,667,002.35	0.451	1	22,442.47	0.045	3	290,088.34	0.219
450 - 479	23	3,625,902.83	0.446	1	115,866.24	0.230	4	921,420.27	0.696
480 - 509	15	2,008,455.18	0.247	1	49,580.64	0.099	2	215,828.60	0.163
510 - 539	11	1,616,699.82	0.199	0	0.00	0.000	3	519,090.54	0.392
540 - 569	6	1,467,442.41	0.181	0	0.00	0.000	1	247,190.63	0.187
570 - 599	16	2,499,984.23	0.308	0	0.00	0.000	6	1,242,133.99	0.939
600 - 629	8	1,140,629.06	0.140	1	54,177.29	0.108	2	332,612.24	0.251
630 - 659	10	1,927,160.60	0.237	1	67,230.96	0.134	2	227,077.92	0.172
660 - 689	13	2,513,053.59	0.309	0	0.00	0.000	2	463,881.76	0.351
690 - 719	4	863,296.23	0.106	0	0.00	0.000	1	208,116.30	0.157
720 - 749	10	1,983,028.05	0.244	0	0.00	0.000	1	211,552.04	0.160
750 - 779	6	1,341,395.58	0.165	0	0.00	0.000	2	351,756.35	0.266
780 - 809	6	1,292,074.91	0.159	0	0.00	0.000	3	593,474.91	0.449
810 - 839	1	72,145.61	0.009	0	0.00	0.000	0	0.00	0.000
Total	519	94,639,429.15	11.645	29	2,702,319.61	5.373	106	17,842,924.28	13.487

Days Delinquent	2(A)			2(B)			3(A)		
	Number Of Loans	Outstanding Actual Balance(\$)	Percentage Of Balance(%)	Number Of Loans	Outstanding Actual Balance(\$)	Percentage Of Balance(%)	Number Of Loans	Outstanding Actual Balance(\$)	Percentage Of Balance(%)
180 - 209	3	451,343.21	0.800	6	956,029.73	0.558	2	266,818.16	0.535
210 - 239	3	511,636.50	0.906	21	3,618,089.70	2.113	2	368,055.06	0.738
240 - 269	3	376,097.60	0.666	18	2,915,409.20	1.702	4	406,464.88	0.815
270 - 299	5	330,942.64	0.586	16	2,827,460.54	1.651	0	0.00	0.000
300 - 329	1	345,711.49	0.612	8	1,353,449.28	0.790	1	148,134.53	0.297
330 - 359	0	0.00	0.000	12	1,761,544.25	1.029	1	88,636.05	0.178
360 - 389	1	252,911.00	0.448	8	1,211,569.89	0.707	0	0.00	0.000
390 - 419	0	0.00	0.000	14	2,232,456.41	1.303	1	55,744.08	0.112
420 - 449	0	0.00	0.000	5	651,368.02	0.380	2	180,463.77	0.362

**Structured Asset Investment Loan Trust**  
**Mortgage Pass-Through Certificates**  
**Series 2005-5**

24-Aug-2007 10:36:01AM

**180+ Delinquency Summary**

	2(A)			2(B)			3(A)		
	Number Of Loans	Outstanding Actual Balance(\$)	Percentage Of Balance(%)	Number Of Loans	Outstanding Actual Balance(\$)	Percentage Of Balance(%)	Number Of Loans	Outstanding Actual Balance(\$)	Percentage Of Balance(%)
450 - 479	0	0.00	0.000	10	1,640,441.72	0.958	1	78,407.07	0.157
480 - 509	0	0.00	0.000	4	472,163.36	0.276	0	0.00	0.000
510 - 539	1	42,718.95	0.076	0	0.00	0.000	1	63,897.01	0.128
540 - 569	0	0.00	0.000	1	52,296.39	0.031	0	0.00	0.000
570 - 599	1	54,795.47	0.097	3	305,249.80	0.178	0	0.00	0.000
600 - 629	2	490,812.29	0.870	0	0.00	0.000	0	0.00	0.000
630 - 659	0	0.00	0.000	0	0.00	0.000	0	0.00	0.000
660 - 689	0	0.00	0.000	4	452,122.99	0.264	0	0.00	0.000
690 - 719	0	0.00	0.000	2	257,325.11	0.150	0	0.00	0.000
720 - 749	0	0.00	0.000	7	1,301,290.96	0.760	0	0.00	0.000
750 - 779	1	107,793.65	0.191	2	470,818.35	0.275	0	0.00	0.000
780 - 809	0	0.00	0.000	1	280,000.00	0.163	1	38,600.00	0.077
810 - 839	0	0.00	0.000	0	0.00	0.000	0	0.00	0.000
<b>Total</b>	<b>21</b>	<b>2,964,762.80</b>	<b>5.252</b>	<b>142</b>	<b>22,759,085.70</b>	<b>13.288</b>	<b>16</b>	<b>1,695,220.61</b>	<b>3.399</b>

Days Delinquent	3(B)			4(A)			4(B)		
	Number Of Loans	Outstanding Actual Balance(\$)	Percentage Of Balance(%)	Number Of Loans	Outstanding Actual Balance(\$)	Percentage Of Balance(%)	Number Of Loans	Outstanding Actual Balance(\$)	Percentage Of Balance(%)
180 - 209	15	2,221,648.36	1.621	1	372,670.07	0.745	8	2,905,679.23	1.757
210 - 239	8	1,291,920.60	0.942	2	149,063.84	0.298	13	4,878,807.81	2.951
240 - 269	14	3,160,869.26	2.306	1	93,730.97	0.187	11	3,329,105.40	2.013
270 - 299	5	1,200,087.36	0.875	1	358,425.57	0.717	7	2,837,806.67	1.716
300 - 329	8	1,312,694.54	0.958	0	0.00	0.000	7	1,510,919.73	0.914
330 - 359	6	655,987.94	0.479	0	0.00	0.000	8	1,949,521.61	1.179
360 - 389	8	1,239,517.48	0.904	1	21,295.83	0.043	5	1,436,773.69	0.869
390 - 419	7	1,352,069.73	0.986	0	0.00	0.000	4	1,452,336.41	0.878
420 - 449	7	1,550,806.53	1.131	2	166,340.79	0.333	2	805,492.43	0.487
450 - 479	7	869,767.53	0.635	0	0.00	0.000	0	0.00	0.000
480 - 509	4	472,340.82	0.345	1	63,651.20	0.127	3	734,890.56	0.444
510 - 539	5	819,649.61	0.598	0	0.00	0.000	1	171,343.71	0.104
540 - 569	2	595,458.45	0.434	0	0.00	0.000	2	572,496.94	0.346
570 - 599	4	338,140.22	0.247	0	0.00	0.000	2	559,664.75	0.338
600 - 629	3	263,027.24	0.192	0	0.00	0.000	0	0.00	0.000
630 - 659	4	639,387.12	0.466	0	0.00	0.000	3	993,464.60	0.601
660 - 689	5	968,251.44	0.706	0	0.00	0.000	2	628,797.40	0.380
690 - 719	1	397,854.82	0.290	0	0.00	0.000	0	0.00	0.000
720 - 749	2	470,185.05	0.343	0	0.00	0.000	0	0.00	0.000
750 - 779	0	0.00	0.000	0	0.00	0.000	1	411,027.23	0.249



**Structured Asset Investment Loan Trust**  
**Mortgage Pass-Through Certificates**  
**Series 2005-5**

Contact: Customer Service - CTSLink  
Wells Fargo Bank, N.A.  
Securities Administration Services  
7485 New Horizon Way  
Frederick, MD 21703  
www.ctslink.com  
Telephone: (301) 815-6600  
Fax: (301) 815-6660

24-Aug-2007 10:36:01AM

**180+ Delinquency Summary**

	<b>3(B)</b>			<b>4(A)</b>			<b>4(B)</b>		
	Number Of Loans	Outstanding Actual Balance(\$)	Percentage Of Balance(%)	Number Of Loans	Outstanding Actual Balance(\$)	Percentage Of Balance(%)	Number Of Loans	Outstanding Actual Balance(\$)	Percentage Of Balance(%)
780 - 809	0	0.00	0.000	0	0.00	0.000	1	380,000.00	0.230
810 - 839	0	0.00	0.000	0	0.00	0.000	1	72,145.61	0.044
Total	115	19,819,664.10	14.458	9	1,225,178.27	2.450	81	25,630,273.78	15.500

This report includes all loans greater than 180 days delinquent regardless of status (REO, Foreclosure, Bankruptcy)

**Structured Asset Investment Loan Trust**  
**Mortgage Pass-Through Certificates**  
**Series 2005-5**

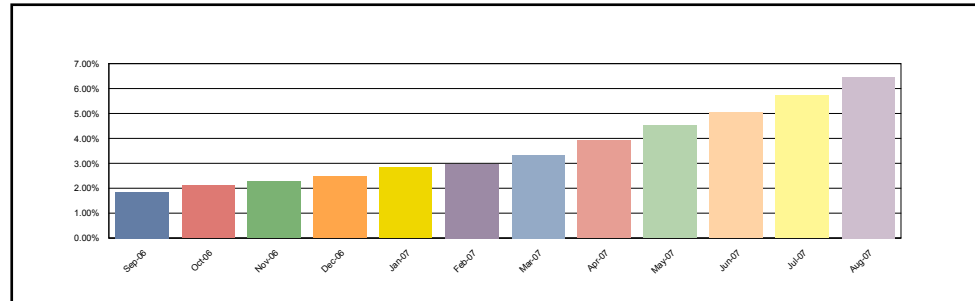
24-Aug-2007 10:36:01AM

**REO Detail - All Mortgage Loans in REO during Current Period**

**Summary**

<b>New REO Loans</b>	
Loans in REO	46
Original Principal Balance	9,349,905.00
Current Actual Balance	9,266,136.50
<b>Current REO Total</b>	
Loans in REO	284
Original Principal Balance	52,882,020.00
Current Actual Balance	52,480,354.61

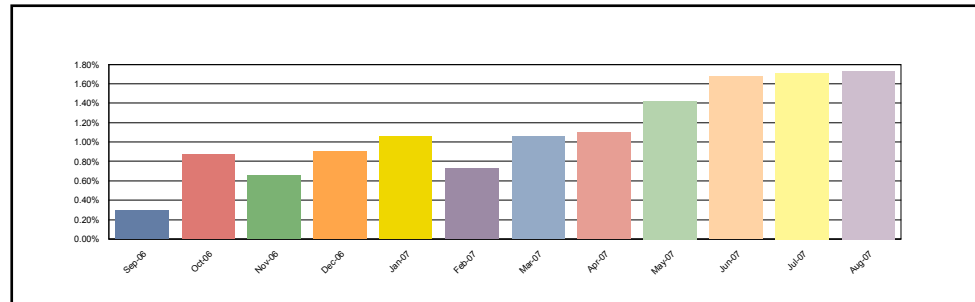
**12 Month REO History**



**1(A)**

<b>New REO Loans</b>	
Loans in REO	0
Original Principal Balance	0.00
Current Actual Balance	0.00
<b>Current REO Total</b>	
Loans in REO	13
Original Principal Balance	881,392.00
Current Actual Balance	871,575.31

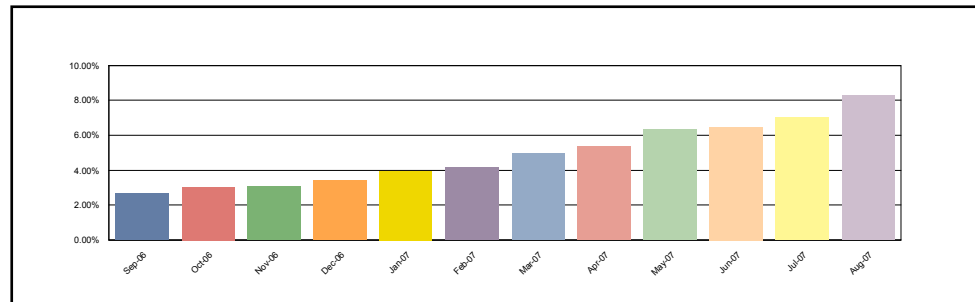
**12 Month REO History**



**1(B)**

<b>New REO Loans</b>	
Loans in REO	11
Original Principal Balance	2,056,500.00
Current Actual Balance	2,029,638.48
<b>Current REO Total</b>	
Loans in REO	63
Original Principal Balance	11,107,004.00
Current Actual Balance	10,961,749.62

**12 Month REO History**



**Structured Asset Investment Loan Trust**  
**Mortgage Pass-Through Certificates**  
**Series 2005-5**

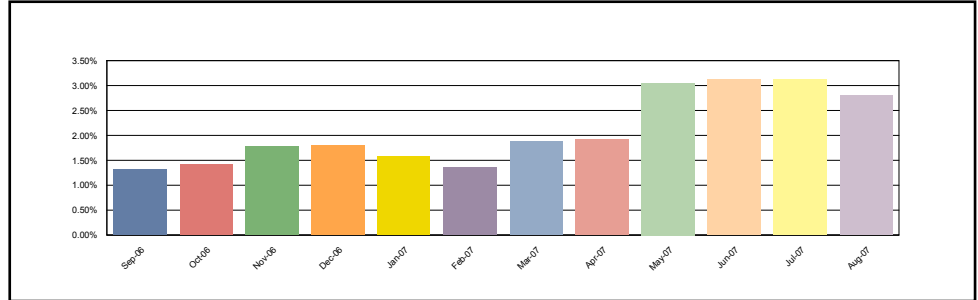
24-Aug-2007 10:36:01AM

**REO Detail - All Mortgage Loans in REO during Current Period**

**2(A)**

<b>New REO Loans</b>	
Loans in REO	0
Original Principal Balance	0.00
Current Actual Balance	0.00
<b>Current REO Total</b>	
Loans in REO	8
Original Principal Balance	1,595,250.00
Current Actual Balance	1,578,888.54

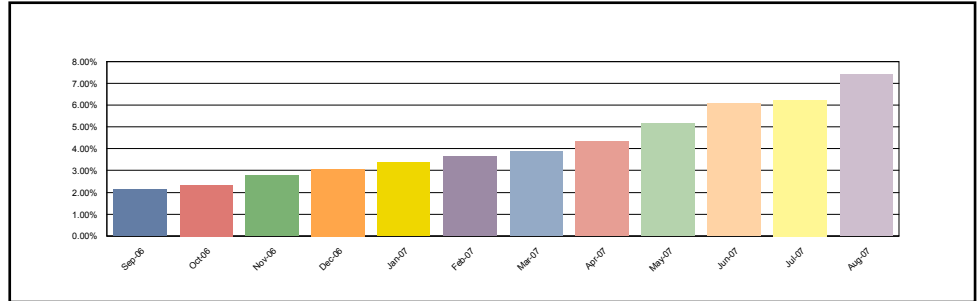
**12 Month REO History**



**2(B)**

<b>New REO Loans</b>	
Loans in REO	14
Original Principal Balance	2,303,050.00
Current Actual Balance	2,298,678.26
<b>Current REO Total</b>	
Loans in REO	81
Original Principal Balance	12,734,183.00
Current Actual Balance	12,666,041.50

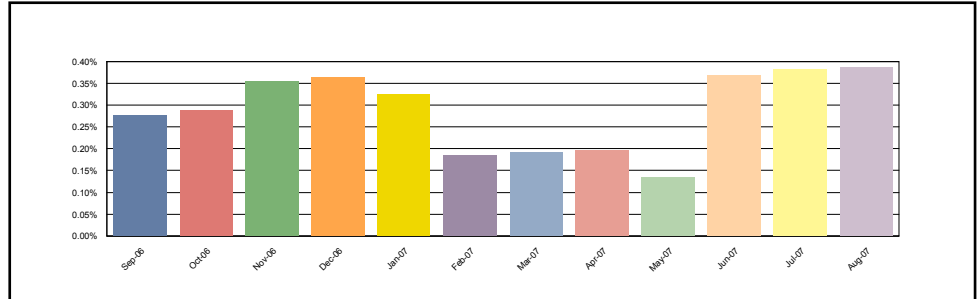
**12 Month REO History**



**3(A)**

<b>New REO Loans</b>	
Loans in REO	0
Original Principal Balance	0.00
Current Actual Balance	0.00
<b>Current REO Total</b>	
Loans in REO	4
Original Principal Balance	194,025.00
Current Actual Balance	192,984.90

**12 Month REO History**



**Structured Asset Investment Loan Trust**  
**Mortgage Pass-Through Certificates**  
**Series 2005-5**

Contact: Customer Service - CTSLink  
Wells Fargo Bank, N.A.  
Securities Administration Services  
7485 New Horizon Way  
Frederick, MD 21703  
www.ctslink.com  
Telephone: (301) 815-6600  
Fax: (301) 815-6660

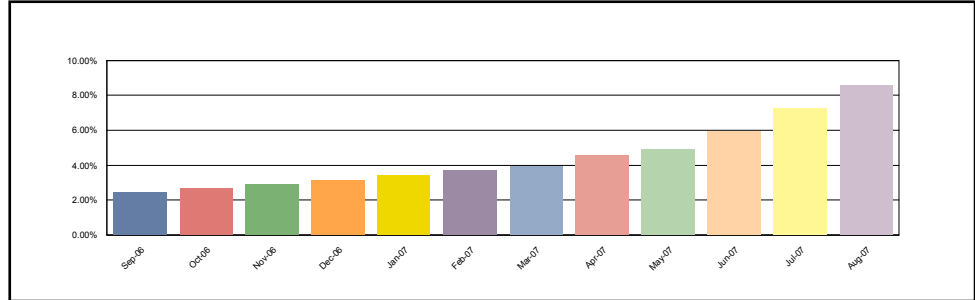
24-Aug-2007 10:36:01AM

**REO Detail - All Mortgage Loans in REO during Current Period**

**3(B)**

<b>New REO Loans</b>	
Loans in REO	12
Original Principal Balance	2,288,255.00
Current Actual Balance	2,254,752.40
<b>Current REO Total</b>	
Loans in REO	67
Original Principal Balance	11,815,845.00
Current Actual Balance	11,715,111.36

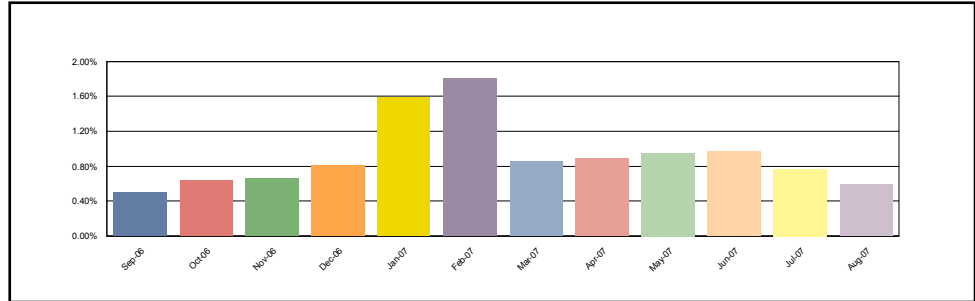
**12 Month REO History**



**4(A)**

<b>New REO Loans</b>	
Loans in REO	0
Original Principal Balance	0.00
Current Actual Balance	0.00
<b>Current REO Total</b>	
Loans in REO	4
Original Principal Balance	302,038.00
Current Actual Balance	297,945.75

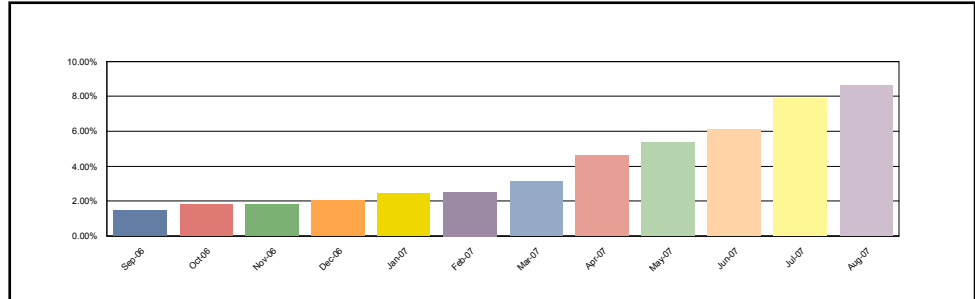
**12 Month REO History**



**4(B)**

<b>New REO Loans</b>	
Loans in REO	9
Original Principal Balance	2,702,100.00
Current Actual Balance	2,683,067.36
<b>Current REO Total</b>	
Loans in REO	44
Original Principal Balance	14,252,283.00
Current Actual Balance	14,196,057.63

**12 Month REO History**



**Structured Asset Investment Loan Trust**  
**Mortgage Pass-Through Certificates**  
**Series 2005-5**

Contact: Customer Service - CTSLink  
Wells Fargo Bank, N.A.  
Securities Administration Services  
7485 New Horizon Way  
Frederick, MD 21703  
www.ctslink.com  
Telephone: (301) 815-6600  
Fax: (301) 815-6660

24-Aug-2007 10:36:01AM

**REO Loan Detail - All Mortgage Loans in REO during Current Period**

Group	Loan Number	Month Loan Entered REO	First Payment Date	State	LTV at Origination	Original Principal Balance	Current Actual Balance	Paid To Date	Months Delinquent	Current Loan Rate	Approximate Delinquent Interest
1(A)	0115119372	Dec-2006	01-Mar-2005	MI	87.50	105,000.00	103,814.64	01-Jun-2006	12	8.000%	7,338.86
1(A)	0115216558	May-2007	01-Apr-2005	TX	80.00	119,638.00	117,589.44	01-Oct-2006	8	7.125%	6,464.70
1(A)	0115481327	Feb-2007	01-Mar-2005	FL	15.00	22,562.00	22,442.47	01-Apr-2006	14	11.000%	3,132.01
1(A)	0115660276	May-2007	01-May-2005	FL	20.00	34,000.00	33,337.47	01-Jun-2006	12	11.100%	4,109.49
1(A)	0115672511	Oct-2006	01-May-2005	TX	90.00	116,550.00	115,866.24	01-Mar-2006	15	9.300%	13,150.19
1(A)	0115676033	Jul-2007	01-May-2005	MI	90.00	63,000.00	61,760.07	01-Jan-2007	5	9.400%	2,656.95
1(A)	0115679441	Jul-2007	01-May-2005	CA	20.00	62,667.00	62,158.01	01-Oct-2006	8	10.250%	5,038.88
1(A)	0115684284	Jun-2007	01-May-2005	TX	75.00	64,125.00	63,747.31	01-Jul-2006	11	10.850%	7,128.86
1(A)	0115684615	Jun-2007	01-May-2005	TX	75.00	54,000.00	53,362.83	01-Nov-2006	7	8.700%	3,272.82
1(A)	0115685240	Jun-2007	01-May-2005	TX	80.00	100,000.00	98,255.86	01-Oct-2006	8	6.488%	4,880.19
1(A)	0115685752	Mar-2007	01-May-2005	TX	20.00	22,600.00	22,429.37	01-Aug-2006	10	9.990%	2,122.39
1(A)	0115693046	Jul-2007	01-May-2005	OH	95.00	67,450.00	67,230.96	01-Sep-2005	21	8.240%	8,315.52
1(A)	0115728750	Dec-2006	01-May-2005	AZ	20.00	49,800.00	49,580.64	01-Feb-2006	16	10.200%	7,184.22
1(B)	0115063638	Sep-2006	01-Mar-2005	FL	78.00	308,100.00	307,743.45	01-Apr-2005	26	11.625%	64,044.75
1(B)	0115067829	Dec-2006	01-Mar-2005	MN	100.00	259,000.00	255,841.42	01-Jan-2006	17	9.550%	24,705.79
1(B)	0115068280	Feb-2006	01-Mar-2005	MN	80.00	184,000.00	183,731.46	01-Apr-2005	26	10.500%	33,329.48
1(B)	0115069718	May-2007	01-Mar-2005	OH	95.00	209,000.00	208,116.30	01-Jul-2005	23	9.900%	31,085.77
1(B)	0115076929	Apr-2007	01-Mar-2005	VA	95.00	109,250.00	62,254.48	01-Apr-2006	14	11.900%	11,514.00
1(B)	0115083792	Jul-2006	01-Mar-2005	MI	85.00	111,350.00	110,080.30	01-Feb-2006	16	9.400%	8,991.08
1(B)	0115087843	Apr-2007	01-Mar-2005	CO	80.00	95,200.00	93,832.93	01-Aug-2006	10	10.500%	8,126.90
1(B)	0115087967	Aug-2007	01-Mar-2005	CO	80.33	241,000.00	235,015.42	01-Dec-2006	6	8.600%	10,146.78
1(B)	0115092637	Feb-2007	01-Mar-2005	TX	80.00	239,200.00	233,979.40	01-Jul-2006	11	9.625%	19,478.58
1(B)	0115097735	Apr-2007	01-Feb-2005	TN	80.00	128,109.00	126,281.23	01-Jul-2006	11	10.750%	11,890.23
1(B)	0115114324	Jul-2007	01-Mar-2005	OK	95.00	77,900.00	77,139.90	01-May-2006	13	11.500%	8,923.11
1(B)	0115118259	Oct-2006	01-Feb-2005	MI	80.00	106,400.00	105,748.30	01-Feb-2006	16	12.875%	16,869.54
1(B)	0115118283	Aug-2006	01-Mar-2005	MI	88.96	298,000.00	296,863.33	01-Aug-2005	22	10.500%	50,155.35
1(B)	0115119836	Aug-2007	01-Mar-2005	NY	80.00	100,000.00	99,692.52	01-Oct-2005	20	13.125%	20,116.85
1(B)	0115190969	Dec-2006	01-Mar-2005	OH	80.00	49,600.00	49,292.10	01-Nov-2005	19	10.995%	7,148.73
1(B)	0115204703	Dec-2006	01-Apr-2005	NJ	80.00	220,000.00	218,299.25	01-Nov-2005	19	9.250%	24,424.92
1(B)	0115218604	Aug-2007	01-Mar-2005	CA	80.00	260,000.00	259,793.88	01-Aug-2006	10	8.750%	17,536.08
1(B)	0115656589	Mar-2007	01-May-2005	MO	85.00	119,000.00	117,842.47	01-Aug-2006	10	11.750%	10,859.16
1(B)	0115657116	Apr-2007	01-May-2005	CA	75.00	266,250.00	262,461.15	01-May-2006	13	8.650%	19,348.78
1(B)	0115661530	Oct-2006	01-May-2005	IL	80.00	212,000.00	211,552.04	01-Jun-2005	24	5.700%	23,504.76
1(B)	0115669327	Aug-2007	01-May-2005	CA	80.00	208,800.00	205,622.60	01-Oct-2006	8	10.100%	13,308.30
1(B)	0115671158	Aug-2007	01-Apr-2005	CA	80.00	252,000.00	246,736.99	01-Nov-2006	7	9.000%	13,203.28
1(B)	0115672479	Jul-2007	01-May-2005	TX	80.00	140,000.00	137,681.22	01-Dec-2006	6	10.240%	7,539.43
1(B)	0115673246	Mar-2007	01-May-2005	TX	80.00	276,000.00	272,649.97	01-Aug-2006	10	10.725%	22,321.12
1(B)	0115673378	Aug-2007	01-May-2005	AK	85.00	233,750.00	231,576.99	01-Sep-2006	9	11.300%	20,162.50
1(B)	0115674483	Aug-2007	01-May-2005	MI	85.00	123,250.00	121,598.64	01-Jan-2007	5	11.600%	5,878.50
1(B)	0115674889	Mar-2007	01-May-2005	MI	80.00	160,000.00	157,632.61	01-Aug-2006	10	9.750%	11,363.90

**Structured Asset Investment Loan Trust**  
**Mortgage Pass-Through Certificates**  
**Series 2005-5**

Contact: Customer Service - CTSLink  
Wells Fargo Bank, N.A.  
Securities Administration Services  
7485 New Horizon Way  
Frederick, MD 21703  
www.ctslink.com  
Telephone: (301) 815-6600  
Fax: (301) 815-6660

24-Aug-2007 10:36:01AM

**REO Loan Detail - All Mortgage Loans in REO during Current Period**

Group	Loan Number	Month Loan Entered REO	First Payment Date	State	LTV at Origination	Original Principal Balance	Current Actual Balance	Paid To Date	Months Delinquent	Current Loan Rate	Approximate Delinquent Interest
1(B)	0115674996	Feb-2007	01-May-2005	MI	86.14	87,000.00	85,956.69	01-Aug-2006	10	10.700%	5,723.18
1(B)	0115675779	Dec-2006	01-May-2005	MI	95.00	78,850.00	77,908.08	01-Jun-2006	12	6.990%	4,499.26
1(B)	0115676330	Jul-2007	01-May-2005	MI	80.00	204,000.00	203,937.75	01-Feb-2007	4	9.575%	8,234.00
1(B)	0115676348	Nov-2006	01-May-2005	MI	85.00	96,475.00	95,772.57	01-May-2006	13	10.875%	10,814.45
1(B)	0115684375	Jun-2007	01-May-2005	TX	80.00	42,400.00	42,116.89	01-Jun-2006	12	12.000%	4,896.45
1(B)	0115686123	Aug-2007	01-May-2005	FL	90.00	139,500.00	137,908.42	01-Jul-2006	11	7.600%	9,142.51
1(B)	0115688491	Aug-2007	01-May-2005	NV	80.00	260,000.00	256,037.61	01-Jun-2006	12	8.700%	17,946.38
1(B)	0115692907	Apr-2007	01-May-2005	IL	100.00	273,000.00	273,000.00	01-May-2006	13	10.800%	27,641.25
1(B)	0115693376	Mar-2007	01-May-2005	OH	85.00	55,250.00	54,790.39	01-May-2006	13	10.875%	5,857.99
1(B)	0115693863	Aug-2007	01-May-2005	MN	90.00	171,000.00	169,312.17	01-Mar-2006	15	10.150%	15,248.74
1(B)	0115693897	Jun-2007	01-May-2005	MN	90.00	172,800.00	170,710.38	01-Jul-2006	11	10.300%	14,204.17
1(B)	0115693954	Sep-2006	01-Apr-2005	MN	87.41	121,500.00	120,501.35	01-Jan-2006	17	7.200%	10,115.88
1(B)	0115694267	Jul-2007	01-May-2005	MN	95.00	156,750.00	154,961.60	01-Jul-2006	11	10.600%	13,398.90
1(B)	0115694358	Feb-2007	01-Apr-2005	MN	80.00	176,000.00	174,800.14	01-May-2006	13	11.875%	21,748.32
1(B)	0115694762	Oct-2006	01-May-2005	MN	90.00	161,910.00	161,264.44	01-Sep-2005	21	10.200%	19,193.32
1(B)	0115694861	Oct-2006	01-Apr-2005	MN	80.00	144,000.00	142,747.77	01-Jan-2006	17	10.250%	16,900.66
1(B)	0115694903	May-2007	01-Apr-2005	MN	80.00	172,160.00	169,683.61	01-Jul-2006	11	6.750%	11,421.73
1(B)	0115695819	Apr-2006	01-May-2005	MN	90.00	167,400.00	167,018.43	01-Aug-2005	22	11.000%	25,726.67
1(B)	0115696106	Jun-2007	01-May-2005	MN	80.00	177,600.00	177,585.00	01-Sep-2006	9	8.600%	10,077.98
1(B)	0115696643	Aug-2006	01-May-2005	MN	80.00	214,400.00	214,156.35	01-May-2005	25	8.300%	24,855.13
1(B)	0115696882	Feb-2006	01-May-2005	MN	80.00	137,600.00	137,600.00	01-May-2005	25	8.990%	18,107.08
1(B)	0115696908	May-2007	01-May-2005	MN	80.00	136,000.00	136,000.00	01-Jul-2006	11	10.850%	12,189.00
1(B)	0115697104	Jun-2007	01-May-2005	MN	95.00	223,250.00	220,509.73	01-Nov-2006	7	11.000%	13,458.22
1(B)	0115697542	Dec-2006	01-May-2005	MN	90.00	189,900.00	188,575.38	01-Mar-2006	15	10.875%	20,108.47
1(B)	0115697757	Dec-2006	01-May-2005	MN	75.00	131,250.00	129,909.24	01-May-2006	13	10.400%	12,425.53
1(B)	0115704595	May-2007	01-May-2005	MI	90.00	142,200.00	140,678.75	01-Oct-2006	8	10.875%	10,741.55
1(B)	0115705352	Jan-2007	01-May-2005	IL	80.00	308,000.00	306,517.40	01-Nov-2005	19	8.900%	44,776.32
1(B)	0115706558	Jan-2007	01-May-2005	PA	90.00	248,400.00	247,190.63	01-Dec-2005	18	11.000%	28,936.97
1(B)	0115711681	Feb-2007	01-May-2005	CA	84.80	318,000.00	314,782.95	01-May-2006	13	10.450%	26,589.17
1(B)	0115714859	Nov-2006	01-Apr-2005	MI	90.00	105,300.00	104,479.64	01-May-2006	13	11.625%	12,320.19
1(B)	0115715039	Jan-2007	01-Apr-2005	MI	95.00	80,750.00	79,916.02	01-Jul-2006	11	11.000%	6,399.94
1(B)	0115715781	Aug-2007	01-May-2005	MI	80.00	67,200.00	66,343.24	01-Jan-2007	5	10.875%	3,672.17
1(B)	0115715831	Jul-2007	01-May-2005	MI	100.00	188,000.00	185,431.55	01-Dec-2006	6	11.000%	11,313.37
1(B)	0115717407	Jun-2007	01-May-2005	CA	95.00	256,500.00	254,305.64	01-May-2006	13	10.875%	26,837.17
1(B)	0115721474	Jul-2007	01-May-2005	CA	70.00	185,500.00	182,926.43	01-Oct-2006	8	10.600%	12,603.36
1(B)	0115722779	May-2007	01-Apr-2005	NY	100.00	330,000.00	327,353.03	01-Mar-2006	15	8.400%	32,049.02
2(A)	0115062341	Apr-2007	01-Mar-2005	OH	80.00	108,000.00	107,793.65	01-Mar-2005	25	8.290%	19,055.04
2(A)	0115118390	Mar-2006	01-Mar-2005	MI	85.00	159,800.00	158,877.02	01-Oct-2005	20	7.750%	16,937.12
2(A)	0115206971	Aug-2006	01-Mar-2005	MA	80.00	334,400.00	331,935.27	01-Oct-2005	20	6.500%	36,134.77
2(A)	0115601346	Nov-2006	01-Mar-2005	CA	20.00	55,000.00	54,795.47	01-Nov-2005	19	11.250%	10,381.92

**Structured Asset Investment Loan Trust**  
**Mortgage Pass-Through Certificates**  
**Series 2005-5**

Contact: Customer Service - CTSLink  
Wells Fargo Bank, N.A.  
Securities Administration Services  
7485 New Horizon Way  
Frederick, MD 21703  
www.ctslink.com  
Telephone: (301) 815-6600  
Fax: (301) 815-6660

24-Aug-2007 10:36:01AM

**REO Loan Detail - All Mortgage Loans in REO during Current Period**

Group	Loan Number	Month Loan Entered REO	First Payment Date	State	LTV at Origination	Original Principal Balance	Current Actual Balance	Paid To Date	Months Delinquent	Current Loan Rate	Approximate Delinquent Interest
2(A)	0115658155	Jul-2007	01-May-2005	MI	72.86	51,000.00	49,986.84	01-Jan-2007	5	6.550%	1,758.64
2(A)	0115680894	Jul-2007	01-May-2005	CT	85.00	280,500.00	276,877.80	01-Oct-2006	8	7.950%	14,944.43
2(A)	0115681843	May-2007	01-May-2005	HI	95.00	255,550.00	252,911.00	01-Jun-2006	12	8.250%	19,968.25
2(A)	0115698540	May-2007	01-May-2005	CA	90.00	351,000.00	345,711.49	01-Aug-2006	10	6.500%	17,360.59
2(B)	0018723825	Aug-2007	01-Feb-2005	CA	80.00	214,400.00	214,400.00	01-Oct-2006	8	7.250%	12,060.00
2(B)	0019863299	Aug-2007	01-Apr-2005	IL	80.00	63,200.00	63,104.97	01-May-2006	13	7.875%	5,817.60
2(B)	0019941244	Apr-2007	01-Jun-2005	MI	80.00	68,800.00	68,800.00	01-Oct-2006	8	10.000%	4,643.98
2(B)	0019943836	Apr-2007	01-Apr-2005	CO	80.00	140,000.00	139,708.86	01-Jul-2006	11	6.125%	8,513.57
2(B)	0030113153	Aug-2007	01-Apr-2005	MN	80.00	244,000.00	243,933.92	01-Jan-2007	5	8.500%	10,570.49
2(B)	0030141923	Aug-2007	01-Feb-2005	GA	80.00	162,400.00	162,400.00	01-Jan-2007	5	7.750%	6,850.69
2(B)	0030291629	Jun-2007	01-Apr-2005	CA	80.00	175,200.00	175,200.00	01-Jul-2006	11	10.000%	14,527.00
2(B)	0030358832	Jun-2007	01-Apr-2005	MN	80.00	236,000.00	235,999.75	01-Oct-2006	8	8.375%	13,520.85
2(B)	0030437578	May-2007	01-May-2005	FL	78.47	359,000.00	357,293.25	01-Sep-2006	9	6.750%	20,469.90
2(B)	0035105220	Jun-2007	01-May-2005	MO	80.00	44,800.00	44,267.76	01-Oct-2006	8	8.375%	2,895.58
2(B)	0035106749	Apr-2007	01-May-2005	MO	80.00	44,000.00	43,477.26	01-Oct-2006	8	8.375%	2,843.86
2(B)	0035215425	Aug-2007	01-Jun-2005	VA	80.00	142,800.00	142,800.00	01-Feb-2007	4	9.375%	5,622.78
2(B)	0115060261	Sep-2006	01-Mar-2005	IN	90.00	54,000.00	53,726.41	01-Nov-2005	19	9.000%	6,810.19
2(B)	0115062093	Apr-2007	01-Mar-2005	OH	65.00	97,500.00	96,693.58	01-Feb-2006	16	10.000%	11,968.36
2(B)	0115065096	Jun-2007	01-Mar-2005	VA	90.00	253,800.00	253,726.08	01-Nov-2006	7	9.990%	14,538.51
2(B)	0115066219	Aug-2006	01-Mar-2005	IN	70.00	52,500.00	52,296.39	01-Dec-2005	18	12.250%	9,417.94
2(B)	0115070047	Jun-2007	01-Mar-2005	OH	95.00	66,500.00	65,794.91	01-Jul-2006	11	11.650%	6,839.46
2(B)	0115076655	Aug-2007	01-Mar-2005	CO	85.00	150,450.00	150,383.12	01-Oct-2006	8	10.500%	9,336.26
2(B)	0115091704	May-2007	01-Mar-2005	SC	80.00	60,000.00	59,364.46	01-May-2006	13	10.990%	6,487.73
2(B)	0115092645	Jan-2007	01-Mar-2005	TX	75.00	71,250.00	70,675.79	01-Jul-2006	11	12.990%	8,376.79
2(B)	0115093221	Jan-2007	01-Mar-2005	TX	80.00	51,200.00	51,149.27	01-May-2005	25	12.875%	13,017.70
2(B)	0115094237	Feb-2007	01-Mar-2005	MI	90.00	95,400.00	94,348.51	01-May-2006	13	11.250%	8,534.88
2(B)	0115094484	Apr-2007	01-Mar-2005	FL	90.00	80,100.00	79,948.41	01-Jun-2005	24	12.750%	15,705.31
2(B)	0115096166	Apr-2007	01-Mar-2005	MA	80.00	307,200.00	302,251.52	01-Aug-2006	10	9.800%	23,752.67
2(B)	0115105595	Jan-2007	01-Mar-2005	TX	80.00	94,348.00	93,391.84	01-Mar-2006	15	10.500%	10,719.93
2(B)	0115113581	Aug-2007	01-Mar-2005	NY	83.95	68,000.00	67,289.16	01-Nov-2006	7	12.750%	5,305.97
2(B)	0115115651	Jun-2007	01-Mar-2005	OH	95.00	181,450.00	180,482.54	01-Nov-2005	19	11.750%	28,946.54
2(B)	0115116006	Jul-2007	01-Mar-2005	OH	80.00	75,200.00	74,974.66	01-Jun-2005	24	10.500%	12,582.40
2(B)	0115116493	Jun-2007	01-Mar-2005	IL	85.00	104,550.00	103,554.33	01-Jul-2006	11	12.250%	10,378.37
2(B)	0115117442	Nov-2006	01-Mar-2005	MI	95.00	63,650.00	63,214.18	01-Mar-2006	15	12.400%	8,966.22
2(B)	0115118242	Jun-2007	01-Mar-2005	MI	85.00	95,200.00	94,068.34	01-Nov-2006	7	12.200%	7,602.86
2(B)	0115119984	Apr-2007	01-Mar-2005	NJ	75.00	176,250.00	174,747.07	01-Jun-2006	12	12.400%	20,891.69
2(B)	0115215220	Aug-2007	01-Apr-2005	MO	80.00	64,800.00	64,245.63	01-Sep-2006	9	12.375%	6,212.61
2(B)	0115220097	Mar-2007	01-Mar-2005	TX	80.00	130,400.00	129,093.59	01-Mar-2006	15	7.500%	12,715.84
2(B)	0115220428	Feb-2007	01-Mar-2005	GA	94.33	283,000.00	283,000.00	01-Mar-2006	15	9.400%	35,681.47
2(B)	0115243370	Apr-2007	01-Dec-2004	OH	100.00	63,100.00	62,480.02	01-Mar-2006	15	8.700%	7,218.41

**Structured Asset Investment Loan Trust**  
**Mortgage Pass-Through Certificates**  
**Series 2005-5**

Contact: Customer Service - CTSLink  
Wells Fargo Bank, N.A.  
Securities Administration Services  
7485 New Horizon Way  
Frederick, MD 21703  
www.ctslink.com  
Telephone: (301) 815-6600  
Fax: (301) 815-6660

24-Aug-2007 10:36:01AM

**REO Loan Detail - All Mortgage Loans in REO during Current Period**

Group	Loan Number	Month Loan Entered REO	First Payment Date	State	LTV at Origination	Original Principal Balance	Current Actual Balance	Paid To Date	Months Delinquent	Current Loan Rate	Approximate Delinquent Interest
2(B)	0115571267	May-2007	01-Apr-2005	MI	88.94	75,600.00	74,533.79	01-Nov-2006	7	11.100%	4,323.06
2(B)	0115571440	May-2007	01-Apr-2005	CT	89.23	290,000.00	286,981.56	01-Jun-2006	12	11.250%	25,950.79
2(B)	0115571655	Aug-2007	01-Mar-2005	OH	84.95	89,200.00	88,185.80	01-Aug-2006	10	11.600%	8,434.37
2(B)	0115572406	Mar-2007	01-Mar-2005	MI	80.00	168,000.00	165,268.20	01-Aug-2006	10	9.750%	12,739.62
2(B)	0115572653	Jun-2007	01-Apr-2005	CO	80.00	148,000.00	145,354.80	01-Oct-2006	8	9.550%	9,103.22
2(B)	0115573511	Oct-2006	01-Apr-2005	MI	55.80	77,000.00	76,318.11	01-Apr-2006	14	12.050%	9,607.47
2(B)	0115576571	Jul-2007	01-Apr-2005	VA	79.98	296,900.00	296,900.00	01-Jan-2007	5	7.150%	10,774.98
2(B)	0115577306	Mar-2007	01-Apr-2005	MI	90.00	85,500.00	84,562.07	01-Sep-2006	9	11.800%	6,299.04
2(B)	0115577488	May-2007	01-Apr-2005	TX	79.99	111,900.00	110,148.34	01-Oct-2006	8	10.250%	7,542.37
2(B)	0115659328	Feb-2007	01-May-2005	MD	95.00	97,850.00	96,658.76	01-Aug-2006	10	7.950%	7,169.98
2(B)	0115663247	Aug-2007	01-Apr-2005	CA	80.00	340,000.00	339,999.32	01-Nov-2006	7	10.000%	20,824.94
2(B)	0115671570	Jul-2007	01-May-2005	CA	80.00	181,600.00	181,599.92	01-Nov-2006	7	10.300%	11,077.54
2(B)	0115672875	Aug-2007	01-May-2005	TX	87.40	111,000.00	109,560.72	01-Dec-2006	6	10.875%	6,694.03
2(B)	0115673832	Aug-2007	01-May-2005	CO	80.00	132,000.00	132,000.00	01-Sep-2006	9	9.350%	8,398.50
2(B)	0115675126	Sep-2006	01-May-2005	MI	80.00	140,000.00	138,737.40	01-Mar-2006	15	10.150%	14,349.95
2(B)	0115675951	May-2007	01-May-2005	MI	90.00	137,700.00	135,935.67	01-Oct-2006	8	7.990%	8,454.84
2(B)	0115676363	Jan-2007	01-May-2005	MI	90.00	92,250.00	91,183.32	01-Jul-2006	11	7.550%	4,995.89
2(B)	0115680316	Apr-2007	01-May-2005	CT	80.00	260,000.00	257,395.26	01-May-2006	13	10.500%	24,942.10
2(B)	0115685869	Mar-2007	01-May-2005	TX	100.00	222,500.00	220,521.83	01-May-2006	13	11.000%	21,187.25
2(B)	0115686883	Jul-2007	01-May-2005	NY	90.00	324,000.00	323,563.75	01-Jun-2005	24	8.000%	45,506.59
2(B)	0115689135	Jun-2007	01-May-2005	NV	80.00	290,400.00	290,400.00	01-Oct-2006	8	8.750%	15,609.00
2(B)	0115692006	Mar-2007	01-Jun-2005	DE	90.00	72,000.00	71,525.90	01-Feb-2006	16	10.700%	7,149.32
2(B)	0115693269	Feb-2007	01-May-2005	WI	100.00	119,000.00	119,000.00	01-Jun-2005	24	9.075%	22,109.36
2(B)	0115694150	Dec-2006	01-May-2005	MN	95.00	257,355.00	255,292.17	01-May-2006	13	11.000%	24,795.53
2(B)	0115694424	Mar-2007	01-May-2005	VA	80.00	183,200.00	183,200.00	01-Sep-2006	9	11.100%	14,594.97
2(B)	0115694853	Nov-2006	01-Apr-2005	MN	90.00	202,500.00	200,568.20	01-Apr-2006	14	10.750%	20,714.30
2(B)	0115695058	Dec-2006	01-May-2005	MN	90.00	44,100.00	43,768.94	01-Apr-2006	14	10.875%	5,175.72
2(B)	0115695132	Feb-2007	01-May-2005	MN	95.00	152,000.00	150,354.85	01-Jun-2006	12	10.500%	12,046.14
2(B)	0115696957	Feb-2006	01-May-2005	MN	90.00	292,500.00	292,482.60	01-Jun-2005	24	10.325%	46,174.98
2(B)	0115697872	Aug-2007	01-May-2005	MN	80.00	256,000.00	255,575.62	01-Nov-2006	7	10.700%	16,356.81
2(B)	0115697922	Nov-2006	01-May-2005	MN	75.00	112,500.00	111,512.52	01-Apr-2006	14	10.750%	11,820.57
2(B)	0115698102	May-2007	01-Apr-2005	CA	80.00	271,200.00	271,057.64	01-Mar-2006	15	9.300%	25,660.12
2(B)	0115701120	Aug-2007	01-May-2005	AZ	80.00	264,800.00	264,800.00	01-Nov-2006	7	8.950%	13,471.76
2(B)	0115701450	Mar-2007	01-May-2005	CA	95.00	208,050.00	208,049.99	01-Mar-2006	15	10.875%	23,873.65
2(B)	0115710584	Jun-2007	01-May-2005	CA	90.00	265,500.00	265,500.00	01-Aug-2006	10	10.000%	17,390.28
2(B)	0115712770	Mar-2007	01-May-2005	IL	90.00	135,000.00	134,216.04	01-Mar-2006	15	9.350%	14,171.77
2(B)	0115714834	May-2006	01-Apr-2005	MI	89.71	137,250.00	136,739.38	01-Aug-2005	22	10.550%	16,695.57
2(B)	0115715047	Dec-2006	01-May-2005	MI	81.00	184,680.00	183,209.70	01-May-2006	13	11.800%	15,882.69
2(B)	0115715237	Jul-2006	01-May-2005	MI	85.00	71,400.00	71,040.85	01-Nov-2005	19	10.775%	9,676.21
2(B)	0115715963	Jul-2006	01-May-2005	MI	95.00	101,650.00	100,984.74	01-Feb-2006	16	11.000%	10,107.88



**Structured Asset Investment Loan Trust**  
**Mortgage Pass-Through Certificates**  
**Series 2005-5**

Contact: Customer Service - CTSLink  
Wells Fargo Bank, N.A.  
Securities Administration Services  
7485 New Horizon Way  
Frederick, MD 21703  
www.ctslink.com  
Telephone: (301) 815-6600  
Fax: (301) 815-6660

24-Aug-2007 10:36:01AM

**REO Loan Detail - All Mortgage Loans in REO during Current Period**

Group	Loan Number	Month Loan Entered REO	First Payment Date	State	LTV at Origination	Original Principal Balance	Current Actual Balance	Paid To Date	Months Delinquent	Current Loan Rate	Approximate Delinquent Interest
2(B)	0115718579	Mar-2007	01-May-2005	NV	80.00	221,600.00	219,200.25	01-Apr-2006	14	9.750%	20,303.36
2(B)	0115722803	Jan-2007	01-Apr-2005	NY	90.00	360,000.00	359,217.25	01-Jun-2005	24	7.650%	47,787.66
2(B)	0115723736	Mar-2006	01-May-2005	MO	90.00	116,100.00	115,815.07	01-Aug-2005	22	11.000%	15,332.58
2(B)	0115728107	Mar-2007	01-May-2005	AZ	95.00	219,450.00	216,277.49	01-Jul-2006	11	10.900%	19,402.47
2(B)	0115728115	Mar-2007	01-May-2005	AZ	95.00	180,500.00	178,558.10	01-Jul-2006	11	10.900%	16,021.35
3(A)	0115067449	Jun-2007	01-Mar-2005	TX	85.00	64,175.00	63,897.01	01-Jan-2006	17	10.750%	9,519.34
3(A)	0115117558	Jun-2007	01-Mar-2005	NE	75.00	56,250.00	55,744.08	01-May-2006	13	8.800%	5,825.99
3(A)	0115667958	Nov-2006	01-May-2005	CA	20.00	38,600.00	38,600.00	01-Apr-2005	26	11.900%	10,223.21
3(A)	0115684359	May-2007	01-May-2005	TX	100.00	35,000.00	34,743.81	01-Oct-2006	8	10.750%	2,610.27
3(B)	0019497619	Jun-2007	01-Jan-2005	CO	80.00	160,000.00	159,915.31	01-Oct-2006	8	5.375%	6,496.60
3(B)	0030288872	Aug-2007	01-Mar-2005	NV	90.00	283,500.00	280,352.27	01-Oct-2006	8	6.500%	11,798.89
3(B)	0115056475	Aug-2007	01-Mar-2005	CA	79.16	225,600.00	221,596.75	01-Nov-2006	7	9.875%	14,190.27
3(B)	0115057226	Aug-2007	01-Mar-2005	CA	82.30	251,000.00	250,684.38	01-May-2006	13	9.250%	18,553.74
3(B)	0115060238	Sep-2006	01-Mar-2005	IN	90.00	50,400.00	50,144.66	01-Nov-2005	19	9.000%	6,345.99
3(B)	0115067464	Aug-2007	01-Mar-2005	TX	80.00	110,400.00	108,380.19	01-Dec-2006	6	10.250%	6,557.80
3(B)	0115067498	Sep-2006	01-Feb-2005	MN	80.00	280,720.00	278,865.69	01-Sep-2005	21	9.750%	40,803.67
3(B)	0115068629	Jan-2007	01-Mar-2005	WI	80.00	108,000.00	107,294.33	01-Nov-2005	19	10.750%	15,320.26
3(B)	0115071177	Feb-2007	01-Mar-2005	MA	80.00	140,000.00	137,959.30	01-Jun-2006	12	9.750%	12,216.58
3(B)	0115073173	Jul-2007	01-Feb-2005	RI	85.00	233,750.00	230,294.78	01-Dec-2006	6	11.250%	14,664.18
3(B)	0115077570	Aug-2007	01-Mar-2005	MD	80.00	201,600.00	200,027.04	01-May-2006	13	12.375%	25,524.86
3(B)	0115092124	Dec-2006	01-Mar-2005	TX	80.00	89,600.00	89,362.57	01-Sep-2005	21	13.375%	18,983.76
3(B)	0115096380	Jul-2007	01-Mar-2005	RI	62.50	175,000.00	171,371.39	01-Nov-2006	7	9.400%	10,243.15
3(B)	0115114175	Aug-2007	01-Mar-2005	NH	62.56	142,000.00	130,855.25	01-Dec-2006	6	9.400%	7,098.21
3(B)	0115115891	May-2007	01-Mar-2005	OH	95.00	111,150.00	110,434.55	01-Oct-2005	20	10.200%	15,323.74
3(B)	0115117715	Jun-2007	01-Mar-2005	MO	80.00	60,000.00	59,105.36	01-Jul-2006	11	10.125%	5,224.88
3(B)	0115117822	Apr-2007	01-Mar-2005	IA	80.00	132,000.00	130,819.74	01-May-2006	13	12.250%	16,365.20
3(B)	0115194292	Dec-2006	01-Mar-2005	IL	75.49	77,000.00	76,581.80	01-Sep-2005	21	10.125%	11,032.14
3(B)	0115209306	Feb-2007	01-Apr-2005	OH	62.69	42,000.00	42,000.00	01-Jan-2006	17	10.990%	5,505.85
3(B)	0115210288	Aug-2007	01-Mar-2005	CA	80.00	173,600.00	173,552.15	01-Oct-2006	8	9.615%	11,447.28
3(B)	0115210619	Nov-2006	01-Mar-2005	GA	80.00	208,000.00	208,000.00	01-Apr-2006	14	10.135%	21,520.96
3(B)	0115214777	Aug-2007	01-Apr-2005	MI	67.53	52,000.00	51,495.85	01-Jan-2006	17	9.260%	5,287.20
3(B)	0115569873	Feb-2007	01-Mar-2005	CT	80.00	253,920.00	253,920.00	01-Apr-2006	14	8.250%	23,052.99
3(B)	0115571143	Apr-2007	01-Apr-2005	AZ	94.94	167,500.00	164,706.34	01-Aug-2006	10	9.300%	9,985.59
3(B)	0115571952	Jun-2007	01-Apr-2005	IL	80.00	184,000.00	182,122.12	01-Mar-2006	15	7.150%	17,035.36
3(B)	0115572893	Mar-2007	01-Apr-2005	CA	80.00	277,600.00	273,559.52	01-Jun-2006	12	9.450%	22,252.62
3(B)	0115658189	Jun-2007	01-May-2005	MD	90.00	162,000.00	160,597.72	01-Jul-2006	11	11.625%	15,767.56
3(B)	0115661126	Jul-2007	01-May-2005	IL	84.71	216,000.00	213,462.94	01-May-2006	13	6.675%	13,857.38
3(B)	0115666687	Jun-2007	01-May-2005	FL	95.00	308,750.00	308,750.00	01-Apr-2006	14	10.640%	32,480.44
3(B)	0115668204	Jul-2006	01-May-2005	CA	83.87	390,000.00	388,684.51	01-Aug-2005	22	9.900%	45,747.80
3(B)	0115672081	Feb-2007	01-May-2005	TX	85.00	129,200.00	128,877.07	01-Aug-2005	22	10.400%	21,053.38

**Structured Asset Investment Loan Trust**  
**Mortgage Pass-Through Certificates**  
**Series 2005-5**

Contact: Customer Service - CTSLink  
Wells Fargo Bank, N.A.  
Securities Administration Services  
7485 New Horizon Way  
Frederick, MD 21703  
www.ctslink.com  
Telephone: (301) 815-6600  
Fax: (301) 815-6660

24-Aug-2007 10:36:01AM

**REO Loan Detail - All Mortgage Loans in REO during Current Period**

Group	Loan Number	Month Loan Entered REO	First Payment Date	State	LTV at Origination	Original Principal Balance	Current Actual Balance	Paid To Date	Months Delinquent	Current Loan Rate	Approximate Delinquent Interest
3(B)	0115673311	Jun-2007	01-Apr-2005	CO	78.92	153,900.00	153,900.00	01-Aug-2006	10	9.350%	11,824.62
3(B)	0115674012	Jul-2007	01-May-2005	CO	80.00	170,400.00	170,400.00	01-Nov-2006	7	10.200%	10,266.60
3(B)	0115674061	May-2007	01-May-2005	CO	90.00	96,750.00	95,949.85	01-Aug-2006	10	11.000%	7,543.64
3(B)	0115674533	Sep-2006	01-May-2005	MI	90.00	45,000.00	44,691.84	01-Feb-2006	16	11.050%	4,466.44
3(B)	0115675175	Jul-2007	01-May-2005	MI	90.00	180,900.00	177,937.78	01-Dec-2006	6	10.450%	9,993.40
3(B)	0115675217	Jun-2007	01-May-2005	MI	90.00	121,500.00	119,566.93	01-Dec-2006	6	10.450%	5,573.72
3(B)	0115675860	Aug-2007	01-May-2005	MI	95.00	162,450.00	160,150.16	01-Feb-2007	4	10.875%	7,681.43
3(B)	0115676108	Mar-2007	01-May-2005	MI	80.00	99,200.00	97,562.23	01-Sep-2006	9	6.350%	5,204.27
3(B)	0115676173	Jul-2007	01-May-2005	MI	85.00	64,600.00	63,079.69	01-Dec-2006	6	10.500%	3,138.03
3(B)	0115685299	May-2006	01-May-2005	TX	80.00	46,000.00	45,876.66	01-Oct-2005	20	12.375%	8,343.74
3(B)	0115689721	Aug-2007	01-May-2005	CA	90.00	297,000.00	292,577.24	01-Oct-2006	8	10.400%	19,669.02
3(B)	0115691669	Apr-2007	01-May-2005	VA	80.00	352,000.00	350,123.20	01-Jan-2006	17	11.625%	48,794.83
3(B)	0115692709	Jun-2007	01-May-2005	WI	75.00	56,250.00	55,941.74	01-Feb-2006	16	12.150%	7,776.60
3(B)	0115693087	Aug-2007	01-Apr-2005	KY	90.00	56,700.00	55,720.12	01-Mar-2006	15	9.050%	6,051.01
3(B)	0115693764	Jun-2007	01-May-2005	OH	100.00	298,500.00	296,691.89	01-Feb-2006	16	9.100%	30,579.69
3(B)	0115693970	May-2007	01-May-2005	NC	90.00	178,110.00	175,828.01	01-Oct-2006	8	9.990%	10,101.34
3(B)	0115695538	Feb-2007	01-May-2005	MN	95.00	199,500.00	198,252.77	01-Mar-2006	15	11.000%	22,384.12
3(B)	0115695710	Aug-2006	01-May-2005	MN	90.00	382,500.00	382,500.00	01-Jun-2005	24	9.850%	48,577.50
3(B)	0115696361	Mar-2007	01-May-2005	MN	90.00	57,150.00	56,267.04	01-Jul-2006	11	10.990%	4,633.51
3(B)	0115696783	Feb-2007	01-May-2005	MN	95.00	239,400.00	239,400.00	01-Jul-2006	11	7.340%	15,275.65
3(B)	0115696817	Oct-2006	01-May-2005	MN	95.00	197,125.00	197,124.92	01-Jan-2006	17	10.875%	27,575.90
3(B)	0115697856	Nov-2006	01-May-2005	MN	80.00	234,800.00	234,800.00	01-Apr-2006	14	8.840%	19,065.76
3(B)	0115697930	May-2006	01-May-2005	MN	85.00	195,500.00	194,577.06	01-Sep-2005	21	10.800%	25,399.76
3(B)	0115700502	Jun-2007	01-May-2005	CA	85.00	170,000.00	167,924.56	01-Aug-2006	10	10.600%	13,537.14
3(B)	0115701971	Jul-2007	01-May-2005	NJ	90.00	180,000.00	178,905.64	01-Jan-2006	17	10.875%	23,023.36
3(B)	0115704413	Aug-2007	01-May-2005	IL	95.00	332,405.00	329,361.00	01-Aug-2006	10	9.100%	28,227.57
3(B)	0115704884	Jun-2007	01-May-2005	IN	85.00	270,300.00	267,660.27	01-May-2006	13	11.250%	28,453.24
3(B)	0115706541	Jul-2007	01-May-2005	PA	90.00	83,700.00	83,261.23	01-Nov-2005	19	10.550%	8,769.44
3(B)	0115707010	Jul-2007	01-May-2005	AZ	84.88	174,000.00	171,068.43	01-Aug-2006	10	5.900%	7,565.02
3(B)	0115711491	Jul-2007	01-May-2005	CA	90.00	265,500.00	260,950.01	01-Oct-2006	8	9.500%	13,524.81
3(B)	0115712309	May-2006	01-Apr-2005	IL	100.00	133,000.00	132,611.74	01-Aug-2005	22	8.750%	19,220.66
3(B)	0115715419	Dec-2006	01-May-2005	MI	80.00	73,520.00	73,018.22	01-Dec-2005	18	9.900%	8,440.87
3(B)	0115722092	Jul-2007	01-May-2005	CA	80.00	319,200.00	319,198.30	01-Oct-2006	8	9.800%	19,949.90
3(B)	0115724726	Jun-2007	01-May-2005	FL	80.00	97,440.00	97,440.00	01-Nov-2005	19	10.400%	12,740.28
3(B)	0115728800	Jul-2007	01-May-2005	CO	92.22	154,000.00	153,999.14	01-Aug-2006	10	7.500%	10,779.84
3(B)	0115729733	May-2007	01-May-2005	NV	80.00	281,255.00	277,020.11	01-Jun-2006	12	8.990%	20,355.31
4(A)	0115197840	Jul-2007	01-Mar-2005	MN	94.05	112,858.00	110,309.13	01-Nov-2006	7	8.370%	6,489.87
4(A)	0115671356	Feb-2007	01-May-2005	CA	20.00	81,180.00	80,844.47	01-Apr-2006	14	11.400%	11,715.54
4(A)	0115679722	Dec-2006	01-May-2005	CA	20.00	86,000.00	85,496.32	01-Apr-2006	14	9.750%	10,502.06
4(A)	0115723520	Feb-2007	01-May-2005	MO	20.00	22,000.00	21,295.83	01-Jun-2006	12	11.450%	2,674.83

**Structured Asset Investment Loan Trust**  
**Mortgage Pass-Through Certificates**  
**Series 2005-5**

Contact: Customer Service - CTSLink  
Wells Fargo Bank, N.A.  
Securities Administration Services  
7485 New Horizon Way  
Frederick, MD 21703  
www.ctslink.com  
Telephone: (301) 815-6600  
Fax: (301) 815-6660

24-Aug-2007 10:36:01AM

**REO Loan Detail - All Mortgage Loans in REO during Current Period**

Group	Loan Number	Month Loan Entered REO	First Payment Date	State	LTV at Origination	Original Principal Balance	Current Actual Balance	Paid To Date	Months Delinquent	Current Loan Rate	Approximate Delinquent Interest
4(B)	0030153514	Aug-2007	01-Mar-2005	CA	80.00	496,000.00	496,000.00	01-Oct-2006	8	9.150%	30,793.30
4(B)	0115060303	Aug-2007	01-Mar-2005	IN	90.00	172,800.00	171,343.71	01-Jan-2006	17	10.500%	19,132.60
4(B)	0115061939	Apr-2007	01-Feb-2005	OH	84.01	72,250.00	72,145.61	01-Mar-2005	27	11.125%	10,889.51
4(B)	0115062176	Aug-2007	01-Mar-2005	PA	80.00	96,000.00	95,672.07	01-Aug-2005	22	11.890%	17,605.78
4(B)	0115107302	Jul-2007	01-Mar-2005	NC	85.00	89,250.00	87,966.39	01-Sep-2006	9	10.875%	7,475.82
4(B)	0115107583	Apr-2007	01-Mar-2005	MI	90.00	171,000.00	169,683.98	01-Jun-2006	12	12.750%	21,151.67
4(B)	0115193542	Jun-2007	01-Mar-2005	MN	85.00	69,700.00	68,742.85	01-Oct-2006	8	11.370%	5,522.64
4(B)	0115201618	May-2007	01-Mar-2005	MI	77.66	155,320.00	152,051.45	01-Nov-2006	7	9.260%	8,814.76
4(B)	0115205163	May-2007	01-Mar-2005	MN	85.00	238,000.00	235,722.13	01-May-2006	13	11.490%	26,944.46
4(B)	0115207995	Jul-2007	01-Mar-2005	TX	79.99	411,952.00	411,027.23	01-May-2005	25	10.490%	70,038.41
4(B)	0115208134	Jul-2007	01-Mar-2005	TX	80.00	427,983.00	443,234.48	01-May-2006	13	10.260%	43,822.94
4(B)	0115208308	Aug-2007	01-Mar-2005	CA	75.00	450,000.00	439,399.93	01-Nov-2006	7	8.620%	23,360.17
4(B)	0115211583	Jul-2007	01-Mar-2005	MI	89.58	304,579.00	304,579.00	01-Jan-2007	5	10.120%	16,330.52
4(B)	0115571374	Aug-2006	01-Apr-2005	MN	90.00	157,500.00	156,638.63	01-Dec-2005	18	11.625%	20,553.53
4(B)	0115572497	Aug-2007	01-Mar-2005	OH	80.00	96,800.00	95,180.90	01-Aug-2006	10	9.600%	7,193.82
4(B)	0115661878	Jul-2007	01-May-2005	IL	90.00	373,500.00	372,188.11	01-Sep-2005	21	7.838%	51,912.93
4(B)	0115667446	Apr-2007	01-May-2005	CA	92.77	385,000.00	385,000.00	01-Jul-2006	11	6.500%	21,475.61
4(B)	0115671216	Mar-2007	01-May-2005	CA	94.99	229,500.00	226,677.20	01-Jul-2006	11	10.250%	16,416.82
4(B)	0115672818	Aug-2007	01-May-2005	TX	80.00	368,000.00	367,999.95	01-Dec-2006	6	10.400%	20,608.00
4(B)	0115672891	Jul-2007	01-May-2005	TX	90.00	360,000.00	354,999.18	01-Dec-2006	6	11.000%	18,009.32
4(B)	0115673527	Jan-2007	01-May-2005	CO	95.00	184,775.00	182,775.11	01-Jun-2006	12	10.500%	12,301.90
4(B)	0115675654	Feb-2007	01-May-2005	MI	95.00	68,400.00	67,741.32	01-Aug-2006	10	11.000%	5,032.68
4(B)	0115676355	Apr-2007	01-May-2005	MI	100.00	65,000.00	64,325.39	01-Oct-2006	8	11.000%	5,002.99
4(B)	0115677361	Jul-2007	01-May-2005	CA	89.41	760,000.00	759,990.00	01-Sep-2006	9	5.800%	36,922.93
4(B)	0115680076	Jun-2007	01-May-2005	NV	80.00	449,200.00	449,200.00	01-Sep-2006	9	10.450%	33,109.71
4(B)	0115686586	Jul-2007	01-May-2005	NY	90.00	486,000.00	482,016.81	01-Jun-2006	12	10.875%	50,195.36
4(B)	0115687097	Dec-2006	01-May-2005	NY	85.00	382,500.00	380,790.96	01-Nov-2005	19	11.350%	49,428.58
4(B)	0115688707	Jan-2007	01-May-2005	NV	90.00	450,000.00	445,364.92	01-May-2006	13	10.450%	37,618.83
4(B)	0115689200	Jul-2007	01-May-2005	CA	90.00	435,649.00	428,879.51	01-Oct-2006	8	8.990%	22,559.89
4(B)	0115690059	Jul-2007	01-Apr-2005	CA	80.00	520,000.00	520,000.00	01-Nov-2006	7	9.000%	27,949.97
4(B)	0115696478	Jan-2007	01-May-2005	MN	95.00	456,000.00	456,000.00	01-Sep-2005	21	10.300%	63,992.00
4(B)	0115698219	Aug-2007	01-May-2005	CA	80.00	400,000.00	397,916.67	01-Oct-2006	8	9.250%	23,045.96
4(B)	0115698318	Mar-2007	01-May-2005	CA	80.00	388,000.00	387,996.77	01-Jun-2006	12	8.990%	28,731.08
4(B)	0115700346	Jul-2007	01-May-2005	CA	80.00	420,000.00	419,892.37	01-Sep-2006	9	9.150%	25,945.81
4(B)	0115700551	Aug-2007	01-May-2005	CA	77.42	240,000.00	237,054.13	01-Sep-2006	9	10.900%	18,375.55
4(B)	0115701419	May-2007	01-May-2005	CA	80.00	496,000.00	496,000.00	01-Aug-2006	10	9.500%	34,720.00
4(B)	0115711723	Apr-2007	01-May-2005	CA	95.00	161,975.00	160,260.12	01-Jul-2006	11	10.875%	12,905.70
4(B)	0115714917	May-2007	01-Apr-2005	MI	85.00	165,750.00	165,276.49	01-Sep-2005	21	11.875%	30,585.37
4(B)	0115715799	Dec-2006	01-May-2005	MI	95.00	220,400.00	218,203.89	01-Apr-2006	14	10.100%	17,541.69
4(B)	0115716250	Apr-2007	01-May-2005	CA	80.00	540,000.00	540,000.00	01-Aug-2006	10	8.850%	37,890.00

**Structured Asset Investment Loan Trust**  
**Mortgage Pass-Through Certificates**  
**Series 2005-5**

Contact: Customer Service - CTSLink  
Wells Fargo Bank, N.A.  
Securities Administration Services  
7485 New Horizon Way  
Frederick, MD 21703  
www.ctslink.com  
Telephone: (301) 815-6600  
Fax: (301) 815-6660

24-Aug-2007 10:36:01AM

**REO Loan Detail - All Mortgage Loans in REO during Current Period**

Group	Loan Number	Month Loan Entered REO	First Payment Date	State	LTV at Origination	Original Principal Balance	Current Actual Balance	Paid To Date	Months Delinquent	Current Loan Rate	Approximate Delinquent Interest
4(B)	0115721870	Aug-2007	01-May-2005	CA	90.00	382,500.00	382,500.00	01-Jul-2006	11	10.200%	27,651.53
4(B)	0115722407	Jun-2007	01-May-2005	CA	94.83	550,000.00	542,620.37	01-Oct-2006	8	10.900%	34,464.04
4(B)	0115722761	Mar-2007	01-May-2005	NY	95.00	380,000.00	380,000.00	01-Apr-2005	26	11.000%	72,360.61
4(B)	0115730343	May-2007	01-May-2005	CA	92.92	525,000.00	525,000.00	01-Feb-2006	16	10.400%	52,106.16

**Structured Asset Investment Loan Trust  
Mortgage Pass-Through Certificates  
Series 2005-5**

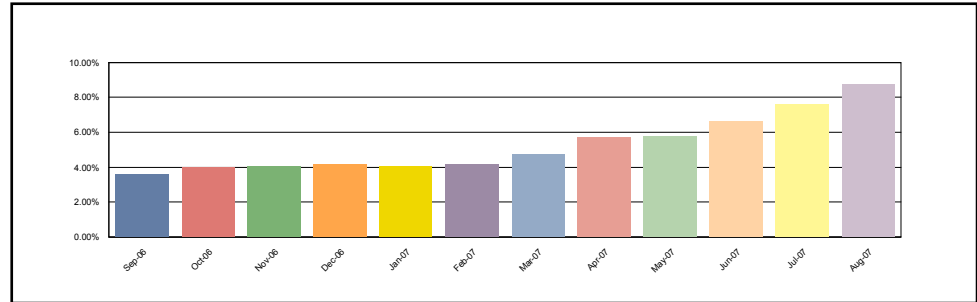
24-Aug-2007 10:36:01AM

**Foreclosure Detail - All Mortgage Loans in Foreclosure during Current Period**

**Summary**

<b>New Foreclosure Loans</b>	
Loans in Foreclosure	109
Original Principal Balance	23,955,329.00
Current Actual Balance	23,719,367.31
<b>Current Foreclosure Total</b>	
Loans in Foreclosure	368
Original Principal Balance	71,783,573.48
Current Actual Balance	71,110,265.86

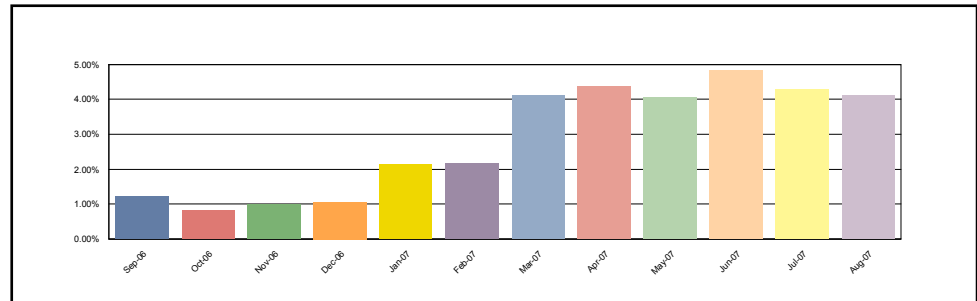
**12 Month Foreclosure History**



**1(A)**

<b>New Foreclosure Loans</b>	
Loans in Foreclosure	3
Original Principal Balance	304,900.00
Current Actual Balance	299,052.28
<b>Current Foreclosure Total</b>	
Loans in Foreclosure	18
Original Principal Balance	2,114,575.00
Current Actual Balance	2,074,490.07

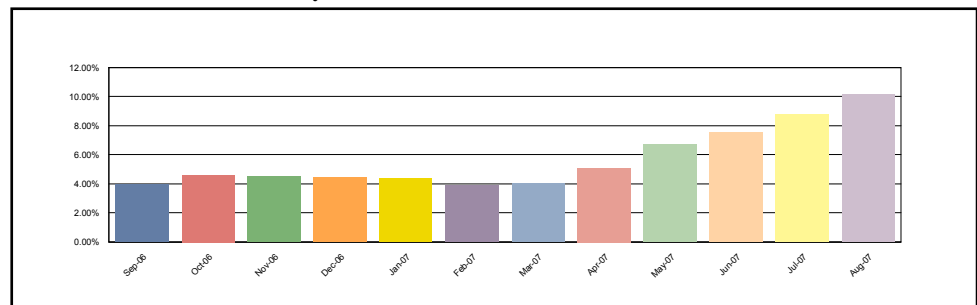
**12 Month Foreclosure History**



**1(B)**

<b>New Foreclosure Loans</b>	
Loans in Foreclosure	21
Original Principal Balance	3,325,930.00
Current Actual Balance	3,277,812.13
<b>Current Foreclosure Total</b>	
Loans in Foreclosure	84
Original Principal Balance	13,585,354.00
Current Actual Balance	13,413,901.48

**12 Month Foreclosure History**



**Structured Asset Investment Loan Trust  
Mortgage Pass-Through Certificates  
Series 2005-5**

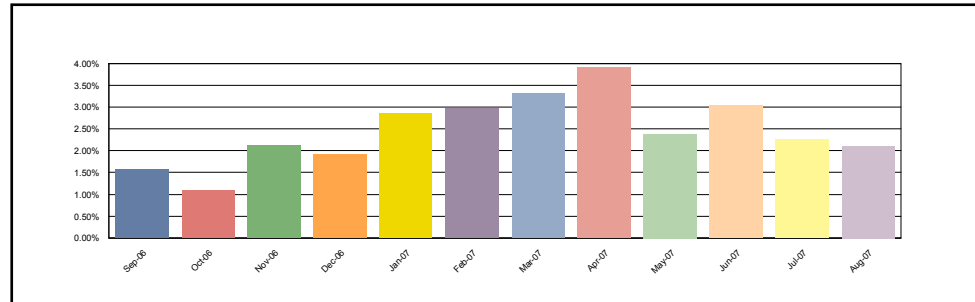
24-Aug-2007 10:36:01AM

**Foreclosure Detail - All Mortgage Loans in Foreclosure during Current Period**

**2(A)**

<b>New Foreclosure Loans</b>	
Loans in Foreclosure	2
Original Principal Balance	175,350.00
Current Actual Balance	171,465.98
<b>Current Foreclosure Total</b>	
Loans in Foreclosure	10
Original Principal Balance	1,207,160.00
Current Actual Balance	1,188,724.23

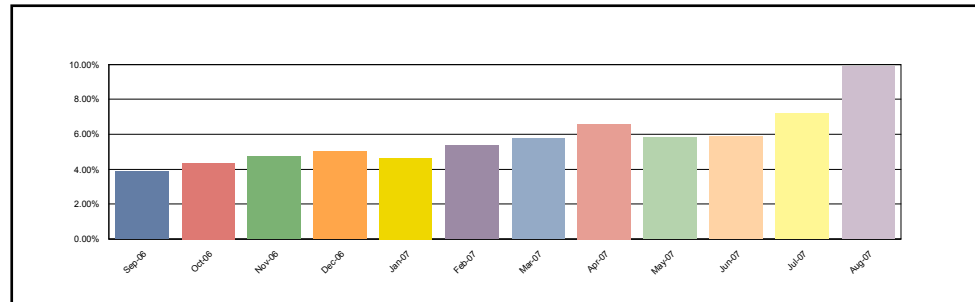
**12 Month Foreclosure History**



**2(B)**

<b>New Foreclosure Loans</b>	
Loans in Foreclosure	35
Original Principal Balance	6,890,580.00
Current Actual Balance	6,846,857.07
<b>Current Foreclosure Total</b>	
Loans in Foreclosure	101
Original Principal Balance	17,031,612.00
Current Actual Balance	16,887,549.30

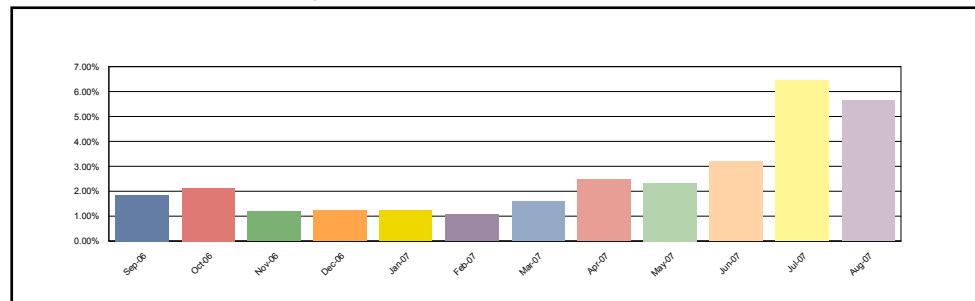
**12 Month Foreclosure History**



**3(A)**

<b>New Foreclosure Loans</b>	
Loans in Foreclosure	2
Original Principal Balance	267,000.00
Current Actual Balance	261,520.33
<b>Current Foreclosure Total</b>	
Loans in Foreclosure	15
Original Principal Balance	2,859,280.00
Current Actual Balance	2,812,635.51

**12 Month Foreclosure History**



**Structured Asset Investment Loan Trust  
Mortgage Pass-Through Certificates  
Series 2005-5**

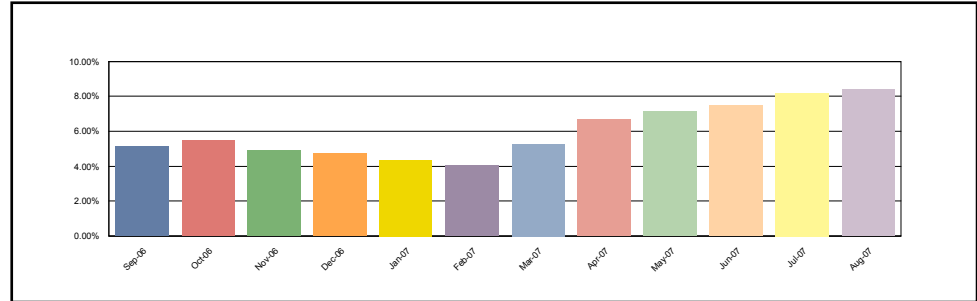
24-Aug-2007 10:36:01AM

**Foreclosure Detail - All Mortgage Loans in Foreclosure during Current Period**

**3(B)**

<b>New Foreclosure Loans</b>	
Loans in Foreclosure	22
Original Principal Balance	4,021,263.00
Current Actual Balance	3,971,572.54
<b>Current Foreclosure Total</b>	
Loans in Foreclosure	71
Original Principal Balance	11,614,751.00
Current Actual Balance	11,489,353.78

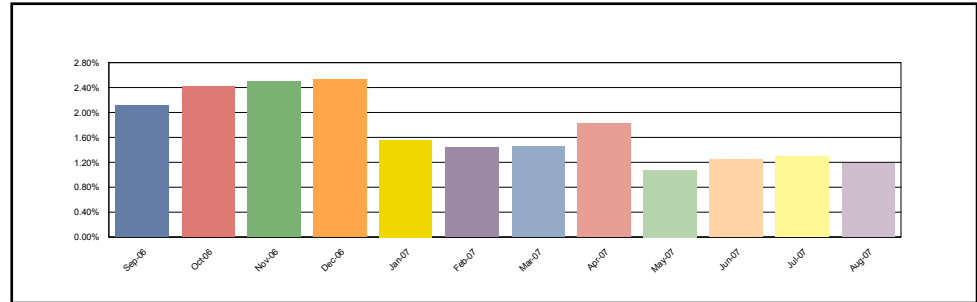
**12 Month Foreclosure History**



**4(A)**

<b>New Foreclosure Loans</b>	
Loans in Foreclosure	1
Original Principal Balance	353,000.00
Current Actual Balance	345,236.42
<b>Current Foreclosure Total</b>	
Loans in Foreclosure	5
Original Principal Balance	604,050.00
Current Actual Balance	589,803.30

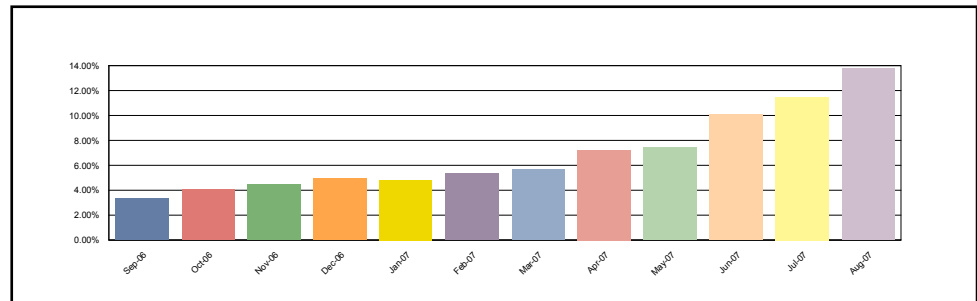
**12 Month Foreclosure History**



**4(B)**

<b>New Foreclosure Loans</b>	
Loans in Foreclosure	23
Original Principal Balance	8,617,306.00
Current Actual Balance	8,545,850.56
<b>Current Foreclosure Total</b>	
Loans in Foreclosure	64
Original Principal Balance	22,766,791.48
Current Actual Balance	22,653,808.19

**12 Month Foreclosure History**



**Structured Asset Investment Loan Trust**  
**Mortgage Pass-Through Certificates**  
**Series 2005-5**

Contact: Customer Service - CTSLink  
Wells Fargo Bank, N.A.  
Securities Administration Services  
7485 New Horizon Way  
Frederick, MD 21703  
www.ctslink.com  
Telephone: (301) 815-6600  
Fax: (301) 815-6660

24-Aug-2007 10:36:01AM

**Foreclosure Loan Detail - All Mortgage Loans in Foreclosure during Current Period**

Group	Loan Number	Month Loan Entered FC	First Payment Date	State	LTV at Origination	Original Principal Balance	Current Actual Balance	Paid To Date	Months Delinquent	Current Loan Rate	Approximate Delinquent Interest
1(A)	0115069866	Jun-2007	01-Mar-2005	OH	95.00	191,900.00	188,320.46	01-Apr-2007	2	8.090%	4,234.61
1(A)	0115070534	Jun-2007	01-Mar-2005	CT	85.00	246,500.00	241,973.64	01-Nov-2006	7	7.100%	10,395.80
1(A)	0115671133	Jul-2007	01-Apr-2005	CA	63.93	195,000.00	190,581.73	01-Feb-2007	4	6.500%	5,702.32
1(A)	0115671414	Feb-2007	01-May-2005	CA	80.00	171,920.00	168,989.70	01-Oct-2006	8	6.500%	8,410.39
1(A)	0115671422	Apr-2007	01-May-2005	CA	20.00	42,980.00	42,173.80	01-Nov-2006	7	9.850%	2,952.03
1(A)	0115675191	Jul-2007	01-May-2005	VA	20.00	44,000.00	43,517.67	01-Feb-2007	4	10.100%	2,086.06
1(A)	0115683773	Feb-2007	01-Apr-2005	TX	71.11	32,000.00	31,715.10	01-Apr-2007	2	11.540%	1,166.40
1(A)	0115684409	Nov-2006	01-Apr-2005	OK	85.00	82,450.00	81,857.53	01-Jun-2006	12	9.900%	7,133.95
1(A)	0115686792	Mar-2007	01-May-2005	NY	90.00	301,275.00	297,174.62	01-Nov-2006	7	7.975%	14,497.14
1(A)	0115699787	Aug-2007	01-May-2005	CA	79.41	135,000.00	132,671.65	01-Jan-2007	5	7.300%	5,248.42
1(A)	0115705113	May-2007	01-May-2005	IL	85.00	63,750.00	62,735.71	01-Dec-2006	6	7.450%	2,268.26
1(A)	0115705642	Mar-2007	01-May-2005	IL	90.00	148,500.00	140,113.27	01-Oct-2006	8	7.690%	6,524.79
1(A)	0115706376	Nov-2006	01-Apr-2005	PA	80.00	64,000.00	63,159.25	01-Dec-2006	6	8.700%	3,444.29
1(A)	0115706467	Mar-2007	01-May-2005	PA	80.00	54,400.00	54,177.29	01-Oct-2005	20	8.000%	7,392.01
1(A)	0115718280	Aug-2007	01-May-2005	UT	20.00	29,900.00	29,501.17	01-Feb-2007	4	10.990%	1,545.43
1(A)	0115725376	Apr-2007	01-Apr-2005	FL	90.00	90,000.00	88,907.58	01-Jul-2006	11	8.050%	5,790.51
1(A)	0115727000	Mar-2007	01-May-2005	NY	90.00	81,000.00	80,040.44	01-Oct-2006	8	8.550%	4,629.61
1(A)	0115728826	Aug-2007	01-May-2005	AZ	80.00	140,000.00	136,879.46	01-Mar-2007	3	6.450%	3,386.27
1(B)	0113827695	Jul-2007	01-Dec-2004	IL	95.00	149,150.00	146,141.05	01-Feb-2007	4	11.615%	7,053.44
1(B)	0115056004	Aug-2007	01-Mar-2005	CA	75.00	300,000.00	293,335.36	01-Feb-2007	4	9.625%	13,510.00
1(B)	0115060691	Aug-2007	01-Mar-2005	GA	95.00	149,530.00	146,790.42	01-Apr-2007	2	10.990%	5,178.12
1(B)	0115060840	Jul-2007	01-Mar-2005	GA	80.00	140,000.00	137,373.31	01-Feb-2007	4	10.500%	6,928.66
1(B)	0115061962	Aug-2007	01-Mar-2005	OH	80.00	122,800.00	120,530.32	01-Apr-2007	2	10.950%	4,235.69
1(B)	0115068934	Jul-2007	01-Mar-2005	OH	65.00	52,000.00	51,368.22	01-Mar-2007	3	12.875%	2,668.42
1(B)	0115069551	Jan-2007	01-Mar-2005	OH	80.00	58,400.00	57,224.59	01-Apr-2007	2	10.500%	1,925.09
1(B)	0115071763	Aug-2007	01-Mar-2005	NY	80.00	115,200.00	112,594.60	01-Apr-2007	2	9.750%	3,506.11
1(B)	0115073330	Jul-2007	01-Mar-2005	CT	95.00	118,750.00	116,076.42	01-Mar-2007	3	9.800%	4,082.13
1(B)	0115076507	Jul-2007	01-Mar-2005	WA	72.92	175,000.00	171,130.18	01-Mar-2007	3	9.500%	6,480.75
1(B)	0115078511	Aug-2007	01-Mar-2005	NY	75.00	60,000.00	59,012.71	01-Feb-2007	4	11.400%	3,242.30
1(B)	0115078602	Aug-2007	01-Mar-2005	NY	75.00	60,000.00	58,979.45	01-Mar-2007	3	11.350%	2,688.64
1(B)	0115080681	Jun-2007	01-Mar-2005	RI	90.00	256,500.00	252,442.46	01-Feb-2007	4	11.490%	12,785.66
1(B)	0115082331	May-2007	01-Mar-2005	FL	65.00	240,500.00	237,887.19	01-May-2006	13	10.850%	25,576.95
1(B)	0115087389	Jul-2007	01-Mar-2005	CO	80.00	304,000.00	298,565.67	01-Mar-2007	3	10.990%	13,162.14
1(B)	0115088304	Oct-2006	01-Mar-2005	NY	80.00	240,000.00	236,179.69	01-Mar-2006	15	9.700%	24,417.31
1(B)	0115088635	Mar-2006	01-Mar-2005	NY	80.00	312,000.00	309,279.43	01-Nov-2005	19	9.250%	36,007.10
1(B)	0115088841	Apr-2007	01-Feb-2005	NY	90.00	211,500.00	207,248.22	01-Nov-2006	7	6.750%	8,359.76
1(B)	0115091019	Dec-2006	01-Mar-2005	NC	75.00	86,250.00	84,461.40	01-Apr-2007	2	10.375%	2,806.16
1(B)	0115093239	Jul-2007	01-Mar-2005	TX	80.00	100,640.00	98,825.92	01-Mar-2007	3	10.950%	4,340.22
1(B)	0115093569	Aug-2007	01-Mar-2005	MI	80.00	77,600.00	75,562.37	01-Apr-2007	2	7.950%	1,899.16
1(B)	0115094120	Aug-2007	01-Mar-2005	MI	80.00	68,000.00	66,832.35	01-Apr-2007	2	10.875%	2,331.90



**Structured Asset Investment Loan Trust**  
**Mortgage Pass-Through Certificates**  
**Series 2005-5**

Contact: Customer Service - CTSLink  
Wells Fargo Bank, N.A.  
Securities Administration Services  
7485 New Horizon Way  
Frederick, MD 21703  
www.ctslink.com  
Telephone: (301) 815-6600  
Fax: (301) 815-6660

24-Aug-2007 10:36:01AM

**Foreclosure Loan Detail - All Mortgage Loans in Foreclosure during Current Period**

Group	Loan Number	Month Loan Entered FC	First Payment Date	State	LTV at Origination	Original Principal Balance	Current Actual Balance	Paid To Date	Months Delinquent	Current Loan Rate	Approximate Delinquent Interest
1(B)	0115094732	Jun-2007	01-Feb-2005	FL	85.00	161,500.00	157,788.30	01-Jan-2007	5	10.625%	7,733.97
1(B)	0115096117	Jul-2007	01-Feb-2005	CT	85.00	85,000.00	83,833.86	01-Apr-2006	14	11.200%	7,397.93
1(B)	0115096844	Jun-2007	01-Mar-2005	CT	95.00	238,450.00	238,441.87	01-Dec-2006	6	10.250%	12,955.32
1(B)	0115100968	Jul-2007	01-Mar-2005	AR	90.00	133,200.00	130,106.79	01-Feb-2007	4	9.500%	4,930.13
1(B)	0115105876	Apr-2006	01-Mar-2005	OK	90.00	66,150.00	65,813.48	01-Sep-2005	21	10.700%	8,248.04
1(B)	0115109928	May-2007	01-Feb-2005	CA	80.00	328,000.00	328,000.00	01-Dec-2006	6	9.250%	18,545.67
1(B)	0115110678	Jul-2006	01-Mar-2005	ME	76.67	103,500.00	101,376.02	01-Oct-2006	8	9.250%	6,432.88
1(B)	0115112567	May-2007	01-Mar-2005	MA	75.00	240,000.00	235,884.87	01-Dec-2006	6	7.590%	11,272.59
1(B)	0115116246	Jul-2007	01-Mar-2005	OH	70.00	77,000.00	76,180.91	01-Dec-2006	6	12.375%	5,771.06
1(B)	0115117483	Mar-2007	01-Feb-2005	IA	85.00	52,700.00	52,078.35	01-Aug-2006	10	11.625%	4,409.05
1(B)	0115190837	Aug-2007	01-Mar-2005	MS	66.22	49,000.00	48,149.32	01-Jan-2007	5	10.995%	2,822.47
1(B)	0115205957	Aug-2007	01-Mar-2005	CA	80.00	276,000.00	275,925.31	01-Mar-2007	3	9.495%	10,341.45
1(B)	0115210759	Jun-2007	01-Mar-2005	CA	75.00	221,250.00	221,192.68	01-Jan-2007	5	9.135%	10,588.71
1(B)	0115211724	Aug-2007	01-Mar-2005	CA	80.00	328,000.00	327,688.65	01-Mar-2007	3	8.600%	11,059.50
1(B)	0115217432	Aug-2007	01-Apr-2005	KY	80.00	152,000.00	147,837.97	01-Mar-2007	3	8.625%	4,997.76
1(B)	0115656258	Jul-2007	01-May-2005	CA	65.00	256,750.00	251,218.91	01-Feb-2007	4	9.950%	10,590.68
1(B)	0115661985	Dec-2006	01-May-2005	IL	80.00	192,209.00	189,559.52	01-Jul-2006	11	6.615%	12,482.68
1(B)	0115662017	Aug-2007	01-May-2005	IL	33.33	100,000.00	97,892.23	01-Mar-2007	3	6.750%	2,544.13
1(B)	0115662181	Jun-2007	01-May-2005	IL	84.57	148,000.00	146,216.70	01-Nov-2006	7	8.600%	7,818.93
1(B)	0115663155	May-2007	01-May-2005	CA	80.00	332,000.00	332,000.00	01-Mar-2007	3	8.740%	10,568.70
1(B)	0115663361	Feb-2007	01-Apr-2005	CA	90.00	201,000.00	198,096.72	01-Oct-2006	8	9.700%	10,088.04
1(B)	0115665754	May-2007	01-May-2005	MO	90.00	90,900.00	88,798.29	01-Mar-2007	3	9.250%	2,452.37
1(B)	0115672677	May-2007	01-Apr-2005	TX	90.00	103,500.00	102,468.18	01-Sep-2006	9	11.625%	9,204.76
1(B)	0115673857	Jul-2007	01-May-2005	CO	95.00	76,000.00	74,814.48	01-Feb-2007	4	11.000%	3,559.96
1(B)	0115677130	Jul-2007	01-May-2005	CA	80.00	204,000.00	203,928.80	01-Feb-2007	4	9.490%	8,146.99
1(B)	0115678005	Apr-2007	01-May-2005	FL	80.00	144,000.00	144,000.00	01-Apr-2006	14	9.240%	12,460.80
1(B)	0115679433	Mar-2007	01-May-2005	CA	80.00	250,670.00	250,669.80	01-Oct-2006	8	9.740%	15,541.48
1(B)	0115680399	Jan-2007	01-May-2005	CT	54.73	220,000.00	217,261.40	01-Aug-2006	10	10.500%	17,296.52
1(B)	0115680621	Aug-2007	01-May-2005	RI	80.00	248,800.00	245,039.49	01-Dec-2006	6	10.900%	14,498.61
1(B)	0115680670	Jul-2007	01-May-2005	CT	80.00	160,000.00	156,697.70	01-Feb-2007	4	9.750%	6,449.12
1(B)	0115684599	Mar-2007	01-May-2005	TX	80.00	58,400.00	57,884.89	01-Sep-2006	9	11.875%	5,235.34
1(B)	0115686834	Jan-2007	01-May-2005	NY	90.00	315,000.00	311,215.50	01-Aug-2006	10	7.750%	19,519.24
1(B)	0115687261	May-2007	01-May-2005	NV	85.00	195,500.00	193,080.94	01-Jan-2007	5	11.000%	9,772.29
1(B)	0115687402	Aug-2007	01-Apr-2005	NV	89.05	309,000.00	302,100.32	01-Feb-2007	4	9.450%	11,305.81
1(B)	0115687568	Jul-2007	01-Apr-2005	NV	95.00	256,335.00	251,555.20	01-Jan-2007	5	10.150%	11,480.90
1(B)	0115687931	Jul-2007	01-May-2005	NV	80.00	232,000.00	231,994.58	01-Feb-2007	4	9.990%	9,848.18
1(B)	0115688178	Aug-2007	01-May-2005	NV	85.00	153,000.00	150,304.16	01-Mar-2007	3	10.850%	5,504.01
1(B)	0115692519	Jul-2007	01-May-2005	FL	70.00	77,000.00	75,921.72	01-Jun-2006	12	9.150%	5,720.84
1(B)	0115692774	Apr-2007	01-May-2005	WI	85.00	85,000.00	84,076.39	01-Nov-2006	7	11.875%	6,202.56
1(B)	0115693210	Apr-2007	01-May-2005	OH	95.00	90,250.00	88,991.44	01-Nov-2006	7	10.850%	5,776.72

**Structured Asset Investment Loan Trust**  
**Mortgage Pass-Through Certificates**  
**Series 2005-5**

24-Aug-2007 10:36:01AM

**Foreclosure Loan Detail - All Mortgage Loans in Foreclosure during Current Period**

Group	Loan Number	Month Loan Entered FC	First Payment Date	State	LTV at Origination	Original Principal Balance	Current Actual Balance	Paid To Date	Months Delinquent	Current Loan Rate	Approximate Delinquent Interest
1(B)	0115693814	Jan-2007	01-May-2005	WI	100.00	161,900.00	160,667.56	01-Aug-2006	10	10.240%	15,605.72
1(B)	0115695041	Jul-2007	01-May-2005	MN	100.00	71,000.00	69,847.36	01-Feb-2007	4	10.900%	2,945.68
1(B)	0115695983	Jul-2007	01-May-2005	MN	80.00	178,320.00	178,320.00	01-Feb-2007	4	8.500%	6,241.20
1(B)	0115697369	Jul-2007	01-May-2005	MN	90.00	180,000.00	177,778.64	01-Dec-2006	6	11.000%	8,848.80
1(B)	0115697641	Mar-2007	01-May-2005	WI	81.48	99,000.00	97,529.04	01-Oct-2006	8	10.225%	5,191.53
1(B)	0115699274	Jun-2007	01-May-2005	MN	95.00	147,250.00	144,344.57	01-Nov-2006	7	10.150%	8,609.54
1(B)	0115700056	Jul-2007	01-May-2005	FL	73.53	187,500.00	192,689.19	01-Feb-2007	4	10.950%	9,088.30
1(B)	0115705980	Apr-2007	01-May-2005	IL	90.00	195,300.00	191,399.16	01-Nov-2006	7	8.950%	8,333.59
1(B)	0115708356	Jul-2007	01-May-2005	OR	80.00	152,000.00	147,725.95	01-Feb-2007	4	8.850%	5,414.08
1(B)	0115710360	May-2007	01-May-2005	CA	80.00	268,000.00	262,501.84	01-Dec-2006	6	9.100%	12,376.11
1(B)	0115711988	Nov-2006	01-Apr-2005	IL	90.00	114,300.00	112,229.60	01-Jan-2007	5	7.600%	4,015.78
1(B)	0115712812	Aug-2007	01-May-2005	IL	95.00	132,050.00	127,821.25	01-Mar-2007	3	8.200%	4,093.57
1(B)	0115714685	Jul-2007	01-Apr-2005	MI	95.00	171,000.00	168,045.22	01-Jan-2007	5	10.550%	8,991.51
1(B)	0115714909	Aug-2007	01-Apr-2005	MI	93.17	77,800.00	75,981.91	01-Mar-2007	3	9.700%	2,909.25
1(B)	0115715054	Jun-2007	01-May-2005	MI	76.19	40,000.00	39,428.06	01-Feb-2007	4	11.550%	1,978.11
1(B)	0115722704	Aug-2007	01-May-2005	CA	95.00	280,250.00	280,250.00	01-Mar-2007	3	9.550%	8,757.78
1(B)	0115722886	Jul-2007	01-May-2005	CT	100.00	190,000.00	187,430.88	01-Jan-2007	5	8.650%	7,855.61
1(B)	0115723090	Jul-2007	01-May-2005	IL	90.00	51,300.00	50,043.10	01-Jan-2007	5	9.875%	2,464.59
1(B)	0115723819	Jul-2007	01-May-2005	IL	75.00	42,000.00	41,297.34	01-Jan-2007	5	7.600%	1,706.00
1(B)	0115726762	Apr-2006	01-May-2005	NY	85.00	170,000.00	169,459.80	01-Nov-2005	19	10.000%	28,032.92
1(B)	0115727018	Aug-2007	01-May-2005	NY	90.00	76,500.00	75,897.93	01-Jun-2006	12	11.000%	6,473.23
1(B)	0115729758	Aug-2007	01-May-2005	PA	80.00	190,400.00	189,286.01	01-Nov-2005	19	9.990%	23,170.99
2(A)	0115080400	Nov-2006	01-Feb-2005	NJ	85.00	344,250.00	337,645.04	01-Dec-2006	6	7.250%	13,237.75
2(A)	0115098287	Apr-2007	01-Mar-2005	LA	80.00	68,480.00	67,639.05	01-Sep-2006	9	8.825%	5,205.94
2(A)	0115099871	Apr-2007	01-Mar-2005	OH	66.67	50,000.00	49,503.01	01-Sep-2006	9	9.550%	4,139.95
2(A)	0115570624	Aug-2007	01-Apr-2005	TX	80.00	62,400.00	61,023.50	01-Mar-2007	3	6.750%	1,585.92
2(A)	0115574204	Mar-2007	01-Mar-2005	FL	20.00	35,000.00	34,664.56	01-Oct-2006	8	10.000%	2,737.63
2(A)	0115576779	Aug-2007	01-Apr-2005	NM	90.00	112,950.00	110,442.48	01-Apr-2007	2	6.950%	2,021.80
2(A)	0115692105	Apr-2007	01-May-2005	NY	80.00	208,000.00	205,434.19	01-Nov-2006	7	8.475%	12,252.31
2(A)	0115694432	Mar-2007	01-May-2005	VA	20.00	45,800.00	45,510.27	01-Sep-2006	9	11.150%	4,433.66
2(A)	0115699142	Feb-2007	01-May-2005	KY	93.60	215,280.00	212,306.89	01-Nov-2006	7	7.900%	9,025.15
2(A)	0115712291	Jun-2007	01-Apr-2005	IL	20.00	65,000.00	64,555.24	01-Oct-2006	8	11.350%	5,826.15
2(B)	0019810316	Aug-2007	01-Apr-2005	WA	80.00	208,080.00	208,080.00	01-Feb-2007	4	6.500%	6,242.40
2(B)	0019851245	Jun-2007	01-Jun-2005	VA	80.00	79,200.00	79,200.00	01-Nov-2006	7	7.500%	4,158.00
2(B)	0030146351	Aug-2007	01-Apr-2005	VA	75.00	313,500.00	313,421.23	01-Mar-2007	3	6.000%	7,182.60
2(B)	0030291728	Jun-2007	01-Apr-2005	NV	80.00	154,000.00	153,885.88	01-Jan-2007	5	8.900%	6,770.98
2(B)	0030314777	Aug-2007	01-Apr-2005	NV	79.96	256,000.00	256,000.00	01-Feb-2007	4	8.875%	10,293.30
2(B)	0030407894	Jan-2007	01-May-2005	OH	80.00	80,800.00	80,786.30	01-Aug-2006	10	8.625%	5,486.76
2(B)	0030440473	Aug-2007	01-May-2005	CT	78.73	248,000.00	248,000.00	01-Mar-2007	3	9.750%	9,145.02
2(B)	0030516629	Aug-2007	01-May-2005	CA	70.00	161,000.00	161,000.00	01-Mar-2007	3	6.250%	3,857.30

**Structured Asset Investment Loan Trust**  
**Mortgage Pass-Through Certificates**  
**Series 2005-5**

Contact: Customer Service - CTSLink  
Wells Fargo Bank, N.A.  
Securities Administration Services  
7485 New Horizon Way  
Frederick, MD 21703  
www.ctslink.com  
Telephone: (301) 815-6600  
Fax: (301) 815-6660

24-Aug-2007 10:36:01AM

**Foreclosure Loan Detail - All Mortgage Loans in Foreclosure during Current Period**

Group	Loan Number	Month Loan Entered FC	First Payment Date	State	LTV at Origination	Original Principal Balance	Current Actual Balance	Paid To Date	Months Delinquent	Current Loan Rate	Approximate Delinquent Interest
2(B)	0035259076	Aug-2007	01-Jun-2005	FL	80.00	117,520.00	117,519.95	01-Apr-2007	2	7.750%	2,840.04
2(B)	0115066367	Aug-2007	01-Mar-2005	IL	66.12	80,000.00	78,009.19	01-Apr-2007	2	6.600%	1,609.64
2(B)	0115068769	Jul-2007	01-Mar-2005	MN	68.26	192,500.00	188,363.41	01-Feb-2007	4	9.890%	8,925.23
2(B)	0115068942	Apr-2007	01-Mar-2005	KY	70.00	74,900.00	73,968.96	01-Oct-2006	8	12.800%	6,887.60
2(B)	0115069197	Aug-2007	01-Mar-2005	OH	90.00	88,650.00	87,105.72	01-Apr-2007	2	11.250%	2,675.58
2(B)	0115070013	Jan-2006	01-Mar-2005	OH	90.00	85,500.00	85,153.50	01-Aug-2005	22	10.875%	10,876.64
2(B)	0115070559	May-2007	01-Mar-2005	NY	80.00	359,200.00	354,570.05	01-Dec-2006	6	12.050%	25,718.05
2(B)	0115070690	Nov-2006	01-Mar-2005	NY	80.00	260,000.00	257,201.02	01-Mar-2006	15	10.200%	28,425.04
2(B)	0115072027	Apr-2007	01-Mar-2005	NJ	75.00	142,500.00	140,137.84	01-Feb-2007	4	11.250%	7,594.29
2(B)	0115073462	Aug-2007	01-Mar-2005	MA	79.69	204,000.00	200,085.72	01-Apr-2007	2	10.750%	6,897.95
2(B)	0115077448	May-2007	01-Mar-2005	VA	80.00	82,800.00	81,666.43	01-Nov-2006	7	11.490%	6,164.52
2(B)	0115077877	Aug-2007	01-Mar-2005	OH	90.00	178,110.00	174,996.95	01-Nov-2006	7	10.850%	10,390.42
2(B)	0115077919	Aug-2007	01-Mar-2005	GA	80.00	135,840.00	133,427.22	01-Apr-2007	2	11.150%	4,777.93
2(B)	0115082166	Jul-2007	01-Mar-2005	NC	95.00	81,225.00	80,427.00	01-Jun-2006	12	11.500%	7,772.20
2(B)	0115082653	Aug-2007	01-Mar-2005	FL	80.00	116,000.00	112,048.90	01-Apr-2007	2	13.375%	4,844.05
2(B)	0115082661	Jun-2007	01-Mar-2005	FL	80.00	155,200.00	155,200.00	01-Nov-2006	7	11.000%	11,252.04
2(B)	0115083305	Jul-2007	01-Mar-2005	CA	62.17	143,000.00	139,840.27	01-Feb-2007	4	9.750%	6,528.04
2(B)	0115083750	Aug-2007	01-Mar-2005	CO	89.42	206,550.00	206,550.00	01-Mar-2007	3	9.600%	7,100.15
2(B)	0115084022	Aug-2007	01-Mar-2005	NH	90.00	64,800.00	64,181.30	01-Sep-2006	9	12.125%	6,246.36
2(B)	0115086985	Jun-2007	01-Feb-2005	CO	95.00	121,600.00	119,134.70	01-Jan-2007	5	10.375%	6,054.44
2(B)	0115087124	May-2007	01-Feb-2005	CO	80.00	164,000.00	163,878.87	01-Dec-2006	6	9.900%	9,013.28
2(B)	0115090573	Aug-2007	01-Feb-2005	NC	80.00	125,200.00	124,917.87	01-Jan-2007	5	9.750%	6,625.86
2(B)	0115092389	Oct-2006	01-Mar-2005	TX	80.00	208,000.00	205,178.68	01-May-2006	13	9.700%	19,099.87
2(B)	0115093023	Jul-2007	01-Mar-2005	TX	80.00	150,091.00	149,512.89	01-Jul-2005	23	10.500%	24,450.28
2(B)	0115093494	Jun-2007	01-Mar-2005	MI	85.00	103,700.00	101,722.16	01-Apr-2007	2	10.500%	2,910.43
2(B)	0115093973	Jan-2006	01-Mar-2005	MI	75.00	123,750.00	122,042.83	01-Nov-2006	7	11.000%	8,901.25
2(B)	0115094914	Mar-2007	01-Feb-2005	FL	80.00	106,400.00	106,400.00	01-Nov-2006	7	10.250%	7,321.20
2(B)	0115095390	Aug-2007	01-Mar-2005	FL	80.00	104,000.00	102,078.55	01-Apr-2007	2	10.875%	3,561.73
2(B)	0115097099	Jul-2007	01-Mar-2005	RI	90.00	225,000.00	220,051.47	01-Mar-2007	3	9.900%	7,830.44
2(B)	0115107203	Aug-2007	01-Mar-2005	LA	80.00	108,000.00	121,119.07	01-Mar-2007	3	11.700%	5,720.13
2(B)	0115108276	Aug-2007	01-Mar-2005	CO	85.00	212,500.00	209,183.51	01-Oct-2006	8	10.550%	15,545.85
2(B)	0115112963	Jul-2007	01-Feb-2005	MD	80.00	280,000.00	275,308.62	01-Mar-2007	3	11.750%	12,733.70
2(B)	0115118531	Jan-2006	01-Mar-2005	MI	90.00	52,200.00	52,104.29	01-Jun-2005	24	12.125%	11,262.45
2(B)	0115119331	Aug-2007	01-Mar-2005	MI	85.00	177,650.00	174,194.52	01-Mar-2007	3	10.550%	6,670.79
2(B)	0115119554	Aug-2007	01-Apr-2005	MI	80.00	64,000.00	63,066.18	01-Mar-2007	3	11.000%	2,782.93
2(B)	0115192577	Jul-2007	01-Mar-2005	DE	80.00	59,906.00	59,201.26	01-Oct-2006	8	11.625%	4,955.00
2(B)	0115198210	Aug-2007	01-Mar-2005	IL	80.00	115,600.00	112,057.97	01-Feb-2007	4	8.760%	4,619.88
2(B)	0115211849	Aug-2007	01-Mar-2005	CA	80.00	344,000.00	343,700.00	01-Feb-2007	4	9.250%	15,036.84
2(B)	0115218851	Aug-2007	01-Mar-2005	CA	80.00	316,000.00	316,000.00	01-Feb-2007	4	8.885%	13,248.30
2(B)	0115219792	Aug-2007	01-Apr-2005	MN	80.00	304,000.00	303,321.79	01-Mar-2007	3	6.750%	7,899.53

**Structured Asset Investment Loan Trust**  
**Mortgage Pass-Through Certificates**  
**Series 2005-5**

Contact: Customer Service - CTSLink  
Wells Fargo Bank, N.A.  
Securities Administration Services  
7485 New Horizon Way  
Frederick, MD 21703  
www.ctslink.com  
Telephone: (301) 815-6600  
Fax: (301) 815-6660

24-Aug-2007 10:36:01AM

**Foreclosure Loan Detail - All Mortgage Loans in Foreclosure during Current Period**

Group	Loan Number	Month Loan Entered FC	First Payment Date	State	LTV at Origination	Original Principal Balance	Current Actual Balance	Paid To Date	Months Delinquent	Current Loan Rate	Approximate Delinquent Interest
2(B)	0115569857	Jul-2007	01-Mar-2005	MN	80.00	119,200.00	118,818.57	01-Feb-2007	4	9.600%	5,406.24
2(B)	0115571283	Aug-2007	01-Mar-2005	IN	90.00	109,800.00	108,046.44	01-Nov-2006	7	10.700%	7,433.20
2(B)	0115572034	Jun-2007	01-Apr-2005	TX	80.00	73,120.00	71,549.69	01-Feb-2007	4	9.650%	3,088.54
2(B)	0115572307	Jul-2007	01-Apr-2005	NV	80.00	108,000.00	106,021.76	01-Jan-2007	5	10.500%	5,641.83
2(B)	0115572547	Jan-2007	01-Apr-2005	OH	80.00	122,400.00	120,108.24	01-Oct-2006	8	9.300%	7,271.33
2(B)	0115573040	Apr-2007	01-Apr-2005	AZ	79.99	139,900.00	136,885.38	01-Mar-2007	3	9.875%	5,341.05
2(B)	0115573388	Jun-2007	01-Mar-2005	FL	70.00	269,500.00	265,555.41	01-Nov-2006	7	11.150%	19,167.66
2(B)	0115576654	Apr-2007	01-Apr-2005	FL	80.00	156,000.00	156,000.00	01-Nov-2006	7	10.300%	9,906.00
2(B)	0115577157	Jun-2007	01-Apr-2005	OH	80.00	88,000.00	86,022.08	01-Jan-2007	5	9.150%	3,899.08
2(B)	0115657652	Mar-2007	01-May-2005	AR	75.00	121,875.00	120,006.75	01-Jul-2006	11	11.600%	11,677.46
2(B)	0115661241	Mar-2007	01-May-2005	IA	79.38	38,100.00	37,684.52	01-Sep-2006	9	8.500%	2,753.78
2(B)	0115663056	Jul-2007	01-Apr-2005	CA	80.00	204,000.00	204,000.00	01-Jan-2007	5	9.390%	9,559.10
2(B)	0115672974	Apr-2007	01-May-2005	TX	95.00	283,765.00	278,814.86	01-Feb-2007	4	10.500%	12,522.17
2(B)	0115673642	May-2007	01-May-2005	CO	95.00	143,450.00	140,768.92	01-Dec-2006	6	9.600%	5,694.30
2(B)	0115673717	Jul-2007	01-May-2005	CO	80.00	197,600.00	197,600.00	01-Jan-2007	5	9.250%	8,603.88
2(B)	0115674392	Aug-2007	01-May-2005	MI	90.00	108,000.00	105,968.05	01-Mar-2007	3	10.250%	4,122.21
2(B)	0115674616	Jul-2007	01-May-2005	MI	100.00	79,900.00	78,689.29	01-Jan-2007	5	11.000%	3,533.26
2(B)	0115675464	Jul-2007	01-May-2005	MI	85.00	63,750.00	63,117.41	01-Jun-2006	12	8.650%	5,974.70
2(B)	0115677452	Jul-2007	01-May-2005	CA	80.00	344,000.00	343,911.85	01-Feb-2007	4	9.150%	13,154.62
2(B)	0115678070	Apr-2007	01-May-2005	FL	95.00	154,850.00	152,040.04	01-Nov-2006	7	10.500%	8,388.87
2(B)	0115680639	Jul-2007	01-May-2005	CT	56.76	105,000.00	104,331.08	01-May-2006	13	11.875%	12,752.76
2(B)	0115684961	Aug-2007	01-May-2005	TX	76.14	67,000.00	66,146.95	01-Mar-2007	3	12.350%	3,097.68
2(B)	0115685521	Jul-2007	01-May-2005	TX	95.00	89,300.00	87,880.32	01-Feb-2007	4	11.000%	3,504.52
2(B)	0115686305	Aug-2007	01-May-2005	NY	80.00	454,400.00	447,092.01	01-Sep-2006	9	6.490%	24,423.16
2(B)	0115691131	Aug-2007	01-May-2005	FL	90.00	352,800.00	345,398.21	01-Mar-2007	3	9.775%	11,099.71
2(B)	0115691693	Oct-2006	01-May-2005	NY	85.00	272,000.00	268,662.06	01-May-2006	13	11.275%	28,639.96
2(B)	0115691958	Mar-2007	01-May-2005	NY	90.00	418,500.00	413,210.56	01-Sep-2006	9	10.750%	27,876.32
2(B)	0115692063	Oct-2005	01-May-2005	NY	80.00	280,000.00	280,000.00	01-Apr-2005	26	7.050%	42,298.46
2(B)	0115693822	Feb-2007	01-May-2005	WI	100.00	104,000.00	102,978.23	01-Aug-2006	10	8.700%	7,438.19
2(B)	0115695157	Aug-2007	01-Apr-2005	MN	80.00	191,200.00	190,960.00	01-Mar-2007	3	9.550%	7,200.75
2(B)	0115696767	Aug-2007	01-May-2005	MN	80.00	232,000.00	232,000.00	01-Sep-2006	9	5.450%	10,527.00
2(B)	0115701252	Aug-2007	01-May-2005	FL	80.00	215,920.00	215,787.91	01-Mar-2007	3	9.675%	7,709.93
2(B)	0115704819	Jul-2007	01-May-2005	IL	80.00	140,000.00	137,370.76	01-Jan-2007	5	6.850%	5,073.49
2(B)	0115706343	Feb-2007	01-Apr-2005	PA	80.00	72,000.00	71,314.21	01-May-2006	13	11.150%	7,669.49
2(B)	0115710915	Jul-2007	01-May-2005	CA	80.00	281,600.00	281,600.00	01-Jan-2007	5	9.150%	12,097.09
2(B)	0115712226	Jul-2007	01-May-2005	IL	80.00	141,200.00	138,897.07	01-Feb-2007	4	7.850%	5,094.02
2(B)	0115713760	Jul-2007	01-May-2005	CA	80.00	263,200.00	263,200.00	01-Jan-2007	5	8.750%	10,692.50
2(B)	0115716185	Aug-2007	01-Apr-2005	NV	90.00	238,500.00	233,431.86	01-Mar-2007	3	9.950%	8,258.18
2(B)	0115716581	Jun-2007	01-Jun-2005	AZ	80.00	140,000.00	140,000.00	01-Sep-2006	9	9.550%	8,814.24
2(B)	0115717027	Aug-2007	01-May-2005	CA	80.00	352,000.00	352,000.00	01-Nov-2006	7	8.500%	16,719.94

**Structured Asset Investment Loan Trust**  
**Mortgage Pass-Through Certificates**  
**Series 2005-5**

Contact: Customer Service - CTSLink  
Wells Fargo Bank, N.A.  
Securities Administration Services  
7485 New Horizon Way  
Frederick, MD 21703  
www.ctslink.com  
Telephone: (301) 815-6600  
Fax: (301) 815-6660

24-Aug-2007 10:36:01AM

**Foreclosure Loan Detail - All Mortgage Loans in Foreclosure during Current Period**

Group	Loan Number	Month Loan Entered FC	First Payment Date	State	LTV at Origination	Original Principal Balance	Current Actual Balance	Paid To Date	Months Delinquent	Current Loan Rate	Approximate Delinquent Interest
2(B)	0115717795	Jul-2007	01-Apr-2005	UT	95.00	147,250.00	147,250.00	01-Feb-2007	4	9.800%	6,601.73
2(B)	01157232025	Feb-2006	01-May-2005	IL	90.00	108,000.00	107,812.22	01-Jul-2005	23	10.750%	15,514.16
2(B)	0115723199	Jul-2007	01-May-2005	IL	80.00	43,200.00	42,467.22	01-Feb-2007	4	7.650%	1,514.99
2(B)	0115723959	Jul-2007	01-May-2005	MO	90.00	47,700.00	47,092.53	01-Feb-2007	4	11.000%	2,371.03
2(B)	0115724759	Aug-2007	01-May-2005	CA	80.00	319,960.00	319,960.00	01-Mar-2007	3	9.600%	11,331.90
2(B)	0115725079	Mar-2007	01-May-2005	FL	90.00	121,500.00	120,102.24	01-Oct-2006	8	11.625%	8,370.43
2(B)	0115725087	Jan-2007	01-May-2005	FL	75.00	64,500.00	63,893.84	01-Sep-2006	9	12.240%	5,739.95
2(B)	0115725392	Jul-2007	01-May-2005	FL	79.59	153,600.00	149,988.13	01-Feb-2007	4	8.900%	5,534.75
2(B)	0115726630	Feb-2007	01-May-2005	NY	85.00	142,800.00	140,304.50	01-Mar-2007	3	7.740%	4,225.41
2(B)	0115726770	Nov-2005	01-May-2005	NY	80.00	420,000.00	419,669.08	01-May-2005	25	7.200%	62,578.91
2(B)	0115726986	Apr-2007	01-May-2005	NY	90.00	76,500.00	75,503.59	01-Nov-2006	7	8.200%	3,673.65
2(B)	0115727257	Jul-2007	01-May-2005	AZ	95.00	108,300.00	106,633.39	01-Feb-2007	4	10.875%	4,532.88
2(B)	0115730137	Jul-2007	01-Apr-2005	CA	80.00	208,000.00	208,000.00	01-Feb-2007	4	7.100%	6,864.00
3(A)	0115082364	Mar-2007	01-Mar-2005	FL	85.00	119,000.00	117,399.76	01-Apr-2006	14	7.300%	9,427.19
3(A)	0115099996	Jul-2007	01-Mar-2005	IN	80.00	100,000.00	97,456.63	01-Jan-2007	5	5.890%	3,110.00
3(A)	0115105652	Jul-2006	01-Mar-2005	TX	80.00	138,400.00	135,613.86	01-Oct-2006	8	6.200%	6,522.23
3(A)	0115570681	Jul-2007	01-Mar-2005	MI	80.00	136,000.00	133,110.14	01-Feb-2007	4	6.950%	4,282.30
3(A)	0115573644	Sep-2006	01-Mar-2005	CT	20.00	63,480.00	63,064.01	01-Apr-2006	14	9.990%	7,948.76
3(A)	0115668394	Jul-2007	01-May-2005	CA	93.40	332,500.00	332,500.00	01-Feb-2007	4	7.150%	9,476.28
3(A)	0115673824	Mar-2007	01-May-2005	CO	90.00	216,000.00	211,057.63	01-Feb-2007	4	6.050%	5,396.16
3(A)	0115678351	Aug-2007	01-May-2005	FL	53.83	211,000.00	206,215.67	01-Feb-2007	4	6.100%	5,757.79
3(A)	0115684003	Apr-2007	01-May-2005	TX	80.00	42,400.00	42,055.06	01-Nov-2006	7	10.550%	3,163.83
3(A)	0115684722	Aug-2007	01-May-2005	TX	80.00	56,000.00	55,304.66	01-Mar-2007	3	9.850%	2,152.12
3(A)	0115685976	Jul-2007	01-Apr-2005	NY	90.00	495,000.00	480,985.30	01-Feb-2007	4	6.800%	11,489.33
3(A)	0115691990	Jan-2007	01-May-2005	NY	46.88	150,000.00	148,134.53	01-Aug-2006	10	7.600%	10,469.32
3(A)	0115694051	Jul-2007	01-Apr-2005	MN	90.00	301,500.00	295,363.61	01-Jan-2007	5	6.890%	8,824.69
3(A)	0115695017	Jul-2007	01-Apr-2005	MN	80.00	172,000.00	168,374.65	01-Feb-2007	4	6.750%	5,248.45
3(A)	0115699084	Apr-2007	01-May-2005	CA	84.68	326,000.00	326,000.00	01-Nov-2006	7	6.600%	11,222.55
3(B)	0030251300	Aug-2007	01-May-2005	IL	80.00	288,000.00	282,588.94	01-Nov-2006	7	6.750%	13,193.45
3(B)	0030290399	Aug-2007	01-Apr-2005	CO	80.00	252,800.00	246,388.04	01-Mar-2007	3	8.990%	8,704.32
3(B)	0030513808	Aug-2007	01-May-2005	IL	80.00	59,200.00	57,681.58	01-Mar-2007	3	8.750%	1,883.37
3(B)	0035044791	Aug-2007	01-May-2005	CO	81.25	52,000.00	51,229.84	01-Feb-2007	4	11.620%	2,423.94
3(B)	0035189620	Aug-2007	01-Jun-2005	TX	80.00	236,000.00	235,999.90	01-Mar-2007	3	6.875%	6,268.75
3(B)	0115057937	Jun-2007	01-Mar-2005	CA	80.00	56,000.00	54,607.68	01-Feb-2007	4	9.100%	2,371.54
3(B)	0115061699	Aug-2007	01-Mar-2005	MI	84.20	84,200.00	82,619.92	01-Apr-2007	2	10.250%	2,295.01
3(B)	0115062606	Mar-2007	01-Mar-2005	FL	84.88	320,000.00	315,085.09	01-Sep-2006	9	10.350%	21,961.33
3(B)	0115066730	Jul-2007	01-Feb-2005	TX	80.00	75,600.00	74,688.30	01-Jun-2006	12	10.875%	7,785.22
3(B)	0115066771	Jul-2007	01-Mar-2005	TX	80.00	98,623.00	96,677.04	01-Dec-2006	6	9.850%	5,591.34
3(B)	0115069486	Jun-2007	01-Mar-2005	OH	95.00	93,005.00	91,545.26	01-Dec-2006	6	11.100%	6,058.98
3(B)	0115070468	Jul-2007	01-Feb-2005	NY	51.28	200,000.00	196,933.60	01-Mar-2007	3	12.000%	9,445.53

**Structured Asset Investment Loan Trust**  
**Mortgage Pass-Through Certificates**  
**Series 2005-5**

Contact: Customer Service - CTSLink  
Wells Fargo Bank, N.A.  
Securities Administration Services  
7485 New Horizon Way  
Frederick, MD 21703  
www.ctslink.com  
Telephone: (301) 815-6600  
Fax: (301) 815-6660

24-Aug-2007 10:36:01AM

**Foreclosure Loan Detail - All Mortgage Loans in Foreclosure during Current Period**

Group	Loan Number	Month Loan Entered FC	First Payment Date	State	LTV at Origination	Original Principal Balance	Current Actual Balance	Paid To Date	Months Delinquent	Current Loan Rate	Approximate Delinquent Interest
3(B)	0115076085	Jul-2007	01-Mar-2005	WA	70.00	168,000.00	164,926.18	01-Feb-2007	4	11.300%	8,978.95
3(B)	0115076572	Jan-2007	01-Mar-2005	WA	85.00	325,550.00	325,549.75	01-Mar-2007	3	10.200%	12,004.65
3(B)	0115081432	Aug-2007	01-Mar-2005	PA	90.00	99,000.00	97,541.98	01-Oct-2006	8	7.850%	5,075.48
3(B)	0115083511	Jun-2007	01-Feb-2005	WI	78.44	110,600.00	108,576.39	01-Nov-2006	7	11.125%	7,535.20
3(B)	0115087215	Aug-2007	01-Mar-2005	UT	80.00	114,400.00	111,349.74	01-Apr-2007	2	8.990%	3,185.06
3(B)	0115092850	Jul-2006	01-Mar-2005	TX	80.00	53,600.00	52,949.51	01-Apr-2007	2	12.375%	2,112.46
3(B)	0115096299	Jun-2007	01-Mar-2005	RI	85.00	314,500.00	308,801.49	01-Feb-2007	4	10.790%	14,558.18
3(B)	0115106155	Jun-2007	01-Mar-2005	OK	80.00	102,000.00	100,436.94	01-Jan-2007	5	11.600%	6,301.11
3(B)	0115106403	Aug-2007	01-Mar-2005	TX	66.89	101,000.00	99,405.54	01-Feb-2007	4	10.875%	5,200.31
3(B)	0115111411	Jun-2007	01-Mar-2005	ME	64.97	115,000.00	112,510.19	01-Feb-2007	4	9.850%	5,308.55
3(B)	0115113896	Dec-2006	01-Mar-2005	VT	90.00	138,600.00	137,305.78	01-Apr-2006	14	11.250%	14,609.13
3(B)	0115115529	Mar-2007	01-Mar-2005	OH	85.00	80,750.00	80,599.49	01-Aug-2005	22	13.875%	19,110.15
3(B)	0115115669	May-2007	01-Mar-2005	FL	90.00	75,600.00	75,015.35	01-Feb-2006	16	11.390%	10,059.99
3(B)	0115118416	Aug-2007	01-Feb-2005	MI	80.00	126,320.00	123,381.83	01-Feb-2007	4	9.625%	5,669.58
3(B)	0115119687	Aug-2007	01-Mar-2005	PA	90.00	112,500.00	110,922.69	01-Mar-2007	3	12.125%	5,415.10
3(B)	0115192619	Aug-2007	01-Mar-2005	IL	70.59	60,000.00	58,398.68	01-Apr-2007	2	9.370%	1,725.02
3(B)	0115195935	May-2007	01-Mar-2005	TX	79.15	94,900.00	93,141.50	01-Dec-2006	6	10.510%	5,735.50
3(B)	0115207136	Aug-2007	01-Mar-2005	CA	80.00	342,400.00	342,400.00	01-Mar-2007	3	9.005%	12,133.80
3(B)	0115212474	Aug-2007	01-Mar-2005	IL	80.00	408,000.00	407,689.55	01-Feb-2007	4	9.625%	18,600.84
3(B)	0115215808	Aug-2007	01-Apr-2005	VA	80.00	92,800.00	90,784.13	01-Apr-2007	2	10.245%	2,946.62
3(B)	0115220030	Mar-2007	01-Mar-2005	KS	80.00	160,000.00	160,000.00	01-Oct-2006	8	6.250%	7,666.60
3(B)	0115570012	May-2007	01-Apr-2005	NV	80.00	239,200.00	239,200.00	01-Dec-2006	6	9.240%	12,143.36
3(B)	0115572455	Dec-2006	01-Apr-2005	OH	80.00	94,400.00	93,067.77	01-Jul-2006	11	9.850%	7,520.70
3(B)	0115572760	Jun-2007	01-Mar-2005	IL	80.00	126,400.00	124,237.49	01-Jan-2007	5	10.850%	7,177.48
3(B)	0115572919	Feb-2006	01-Apr-2005	CT	80.00	104,800.00	103,373.23	01-May-2006	13	9.300%	8,718.85
3(B)	0115662041	Aug-2007	01-May-2005	IL	90.00	320,643.00	315,903.39	01-Mar-2007	3	8.600%	9,397.83
3(B)	0115668691	Aug-2007	01-May-2005	MI	85.00	116,450.00	114,510.89	01-Mar-2007	3	10.990%	3,993.28
3(B)	0115669913	Mar-2007	01-May-2005	CA	64.41	357,500.00	353,754.45	01-Sep-2006	9	8.700%	26,500.29
3(B)	0115672271	Jul-2007	01-May-2005	TX	95.00	47,880.00	47,550.05	01-Jul-2006	11	11.000%	5,072.21
3(B)	0115673477	Jul-2007	01-May-2005	CO	80.00	136,000.00	136,000.00	01-Feb-2007	4	9.750%	5,609.98
3(B)	0115673683	Mar-2007	01-May-2005	NM	90.00	144,000.00	141,753.15	01-Oct-2006	8	10.125%	8,086.19
3(B)	0115673964	Aug-2007	01-May-2005	CO	90.00	261,000.00	254,763.98	01-Mar-2007	3	9.500%	7,302.97
3(B)	0115675043	Jul-2007	01-May-2005	MI	80.00	116,000.00	114,537.64	01-Mar-2007	3	9.400%	4,242.22
3(B)	0115676199	Jul-2007	01-May-2005	MI	85.00	64,600.00	63,472.88	01-Jan-2007	5	10.500%	2,843.91
3(B)	0115688772	May-2007	01-May-2005	NV	80.00	214,400.00	214,095.14	01-Dec-2006	6	9.700%	10,990.16
3(B)	0115691255	Aug-2007	01-Apr-2005	NY	100.00	399,000.00	397,854.82	01-Jul-2005	23	8.300%	56,306.15
3(B)	0115692691	Apr-2007	01-Apr-2005	WI	90.00	144,900.00	143,408.20	01-Nov-2006	7	12.375%	11,444.84
3(B)	0115693020	Aug-2006	01-May-2005	OH	95.00	102,600.00	102,599.07	01-Mar-2006	15	7.200%	9,738.28
3(B)	0115695827	Jul-2007	01-May-2005	MN	90.00	211,500.00	208,873.91	01-Oct-2006	8	11.150%	15,350.90
3(B)	0115697666	Jul-2007	01-May-2005	MN	90.00	193,500.00	190,692.37	01-Feb-2007	4	8.450%	6,580.18

**Structured Asset Investment Loan Trust**  
**Mortgage Pass-Through Certificates**  
**Series 2005-5**

Contact: Customer Service - CTSLink  
Wells Fargo Bank, N.A.  
Securities Administration Services  
7485 New Horizon Way  
Frederick, MD 21703  
www.ctslink.com  
Telephone: (301) 815-6600  
Fax: (301) 815-6660

24-Aug-2007 10:36:01AM

**Foreclosure Loan Detail - All Mortgage Loans in Foreclosure during Current Period**

Group	Loan Number	Month Loan Entered FC	First Payment Date	State	LTV at Origination	Original Principal Balance	Current Actual Balance	Paid To Date	Months Delinquent	Current Loan Rate	Approximate Delinquent Interest
3(B)	0115698185	Jun-2007	01-May-2005	CA	80.00	240,000.00	240,000.00	01-Dec-2006	6	9.150%	11,440.00
3(B)	0115699266	Aug-2007	01-May-2005	CA	71.58	340,000.00	336,512.76	01-Apr-2006	14	9.950%	32,069.68
3(B)	0115703472	Feb-2007	01-May-2005	NJ	95.00	224,200.00	221,541.52	01-Dec-2006	6	8.950%	11,051.56
3(B)	0115705097	Mar-2007	01-May-2005	IL	15.51	76,000.00	74,401.09	01-Mar-2007	3	6.760%	1,936.73
3(B)	0115705154	Nov-2006	01-May-2005	IL	80.00	216,000.00	211,256.61	01-Jun-2006	12	5.700%	12,715.68
3(B)	0115705337	Jul-2007	01-May-2005	IL	90.00	108,000.00	106,417.17	01-Feb-2007	4	8.400%	3,424.04
3(B)	0115706889	Jul-2007	01-May-2005	MN	90.00	89,100.00	89,100.00	01-Feb-2007	4	10.990%	4,227.78
3(B)	0115710188	Jul-2007	01-May-2005	CA	80.00	110,000.00	110,000.00	01-Feb-2007	4	9.750%	4,537.52
3(B)	0115710675	Jul-2007	01-May-2005	CA	90.00	305,730.00	305,730.00	01-Jan-2007	5	9.990%	12,937.50
3(B)	0115711566	Jun-2007	01-May-2005	CA	89.85	259,000.00	259,000.00	01-Oct-2006	8	9.500%	13,489.60
3(B)	0115712283	Jun-2007	01-Apr-2005	IL	80.00	260,000.00	260,000.00	01-Sep-2006	9	7.765%	17,314.99
3(B)	0115718942	Apr-2007	01-May-2005	UT	80.00	120,000.00	118,467.55	01-Nov-2006	7	10.875%	7,923.57
3(B)	0115720831	Apr-2007	01-May-2005	CA	90.00	292,500.00	287,923.09	01-Jan-2007	5	11.000%	13,848.59
3(B)	0115723207	Jul-2007	01-May-2005	MO	85.00	25,500.00	25,199.72	01-Jan-2007	5	11.875%	1,282.47
3(B)	0115723868	Aug-2007	01-May-2005	MO	85.00	79,050.00	77,859.12	01-Mar-2007	3	11.500%	3,370.08
3(B)	0115724338	Jul-2007	01-May-2005	MO	95.00	157,700.00	155,320.38	01-Feb-2007	4	11.000%	6,895.55
3(B)	0115724452	Feb-2007	01-May-2005	MO	95.00	73,150.00	72,150.23	01-Jan-2007	5	10.875%	3,930.06
3(B)	0115725954	Jul-2007	01-May-2005	FL	90.00	156,600.00	155,308.99	01-Mar-2006	15	10.650%	15,090.93
3(B)	0115727042	Aug-2007	01-May-2005	NY	90.00	76,500.00	75,785.22	01-Aug-2006	10	11.000%	5,424.76
4(A)	0030338727	Aug-2007	01-Mar-2005	CA	83.06	353,000.00	345,236.42	01-Mar-2007	3	7.000%	7,164.04
4(A)	0115069775	Apr-2007	01-Mar-2005	OH	90.00	94,500.00	93,730.97	01-Oct-2006	8	10.790%	6,921.71
4(A)	0115577900	Jul-2007	01-Apr-2005	VA	19.99	74,200.00	69,122.33	01-Feb-2007	4	8.990%	2,909.55
4(A)	0115578155	Apr-2007	01-Apr-2005	FL	20.00	39,000.00	38,754.71	01-Nov-2006	7	11.990%	3,336.26
4(A)	0115672255	Apr-2007	01-May-2005	TX	85.00	43,350.00	42,958.87	01-Jan-2007	5	10.550%	1,966.81
4(B)	0030020010	Aug-2007	01-Feb-2005	FL	95.00	190,000.00	185,772.22	01-Apr-2007	2	7.500%	3,741.34
4(B)	0030115737	Jun-2007	01-Mar-2005	CA	80.00	408,000.00	408,000.00	01-Jan-2007	5	10.625%	23,077.50
4(B)	0030205918	Apr-2007	01-Mar-2005	NY	80.00	203,200.00	200,423.15	01-Nov-2006	7	11.500%	14,993.86
4(B)	0030208532	Aug-2007	01-Mar-2005	CA	80.00	796,000.00	795,013.34	01-Mar-2007	3	9.500%	29,813.00
4(B)	0030290936	Aug-2007	01-Apr-2005	CA	85.00	382,500.00	375,634.24	01-Feb-2007	4	10.600%	16,219.91
4(B)	0030325112	Aug-2007	01-Mar-2005	CA	80.00	480,000.00	472,030.07	01-Mar-2007	3	8.600%	15,907.76
4(B)	0115055873	Jul-2007	01-Mar-2005	CA	80.00	420,000.00	420,000.00	01-Feb-2007	4	9.625%	19,372.50
4(B)	0115057119	Jul-2007	01-Mar-2005	CA	80.00	369,600.00	369,288.56	01-Feb-2007	4	8.375%	14,725.38
4(B)	0115069981	Jun-2007	01-Mar-2005	OH	84.97	164,000.00	161,695.24	01-Feb-2007	4	9.090%	5,299.72
4(B)	0115078461	Apr-2006	01-Mar-2005	NY	80.00	50,400.00	49,522.96	01-Feb-2007	4	10.625%	2,528.76
4(B)	0115083818	Aug-2007	01-Mar-2005	LA	80.00	88,000.00	86,978.88	01-Feb-2006	16	10.250%	10,168.96
4(B)	0115087017	Aug-2007	01-Apr-2005	CO	90.00	427,500.00	427,500.00	01-Apr-2007	2	8.950%	9,228.32
4(B)	0115092348	Jun-2007	01-Feb-2005	TX	80.00	100,000.00	98,857.44	01-Dec-2006	6	12.750%	7,914.48
4(B)	0115095218	Jun-2007	01-Mar-2005	FL	80.00	384,000.00	449,160.66	01-Jul-2006	11	8.450%	38,070.99
4(B)	0115119778	Oct-2006	01-Mar-2005	NJ	75.00	330,000.00	328,014.88	01-May-2006	13	13.750%	47,209.57
4(B)	0115195570	Aug-2007	01-Jan-2005	PA	84.99	91,369.00	89,293.87	01-Mar-2007	3	10.990%	3,675.43

**Structured Asset Investment Loan Trust**  
**Mortgage Pass-Through Certificates**  
**Series 2005-5**

Contact: Customer Service - CTSLink  
Wells Fargo Bank, N.A.  
Securities Administration Services  
7485 New Horizon Way  
Frederick, MD 21703  
www.ctslink.com  
Telephone: (301) 815-6600  
Fax: (301) 815-6660

24-Aug-2007 10:36:01AM

**Foreclosure Loan Detail - All Mortgage Loans in Foreclosure during Current Period**

Group	Loan Number	Month Loan Entered FC	First Payment Date	State	LTV at Origination	Original Principal Balance	Current Actual Balance	Paid To Date	Months Delinquent	Current Loan Rate	Approximate Delinquent Interest
4(B)	0115197337	Jun-2007	01-Mar-2005	OH	85.00	107,944.00	105,940.98	01-Jan-2007	5	10.870%	6,132.79
4(B)	0115199663	Jul-2007	01-Mar-2005	GA	78.07	131,158.00	128,706.26	01-Mar-2007	3	10.875%	5,558.65
4(B)	0115201501	Jul-2007	01-Mar-2005	PA	82.05	153,426.00	149,874.78	01-Feb-2007	4	9.490%	6,726.60
4(B)	0115207565	Aug-2007	01-Mar-2005	CA	80.00	367,200.00	367,200.00	01-Feb-2007	4	8.255%	14,238.18
4(B)	0115209629	Aug-2007	01-Mar-2005	VA	80.00	103,999.00	103,999.00	01-Mar-2007	3	9.380%	3,848.00
4(B)	0115212342	Aug-2007	01-Mar-2005	CA	80.00	397,600.00	397,600.00	01-Mar-2007	3	9.130%	14,297.00
4(B)	0115212722	Jun-2007	01-Mar-2005	CA	80.00	436,000.00	435,880.99	01-Jan-2007	5	8.990%	20,497.31
4(B)	0115212904	Aug-2007	01-Mar-2005	CA	80.00	464,000.00	463,637.60	01-Feb-2007	4	9.250%	20,284.14
4(B)	0115213670	Jun-2007	01-Mar-2005	CA	85.00	731,000.00	731,000.00	01-Jan-2007	5	9.490%	31,693.12
4(B)	0115220774	Jun-2007	01-Feb-2005	NJ	80.00	180,000.00	178,873.79	01-Nov-2005	19	8.500%	24,870.92
4(B)	0115570947	Apr-2007	01-Mar-2005	CT	85.00	425,000.00	418,674.70	01-Feb-2007	4	11.800%	23,632.26
4(B)	0115572190	Mar-2007	01-Mar-2005	FL	80.00	140,000.00	137,573.18	01-Oct-2006	8	10.000%	9,477.58
4(B)	0115576985	Jul-2007	01-Apr-2005	IN	79.96	162,800.00	158,751.43	01-Feb-2007	4	8.850%	6,216.92
4(B)	0115658056	Aug-2007	01-Apr-2005	PA	90.00	423,000.00	416,189.80	01-Mar-2007	3	10.875%	17,974.86
4(B)	0115663411	Jul-2007	01-May-2005	CA	90.00	387,000.00	387,000.00	01-Nov-2006	7	9.475%	18,455.04
4(B)	0115664179	Jun-2007	01-May-2005	CA	80.00	386,402.48	378,436.96	01-Jan-2007	5	8.350%	15,388.33
4(B)	0115664880	Jul-2007	01-May-2005	CO	80.00	564,000.00	564,000.00	01-Feb-2007	4	8.400%	19,458.00
4(B)	0115666000	Jul-2007	01-May-2005	NJ	80.00	428,000.00	428,000.00	01-Jan-2007	5	10.125%	20,820.44
4(B)	0115666380	Aug-2007	01-Apr-2005	CA	90.00	427,500.00	420,684.42	01-Mar-2007	3	11.000%	18,388.28
4(B)	0115668956	Jul-2007	01-Apr-2005	CA	90.00	537,300.00	527,186.20	01-Jan-2007	5	9.100%	21,620.63
4(B)	0115671141	Aug-2007	01-May-2005	CA	88.50	400,000.00	390,075.44	01-Mar-2007	3	8.950%	11,193.56
4(B)	0115677395	Jul-2007	01-May-2005	CA	80.00	520,000.00	519,686.67	01-Dec-2006	6	9.200%	24,944.92
4(B)	0115677700	Apr-2007	01-Apr-2005	FL	84.99	419,000.00	411,006.42	01-Oct-2006	8	9.200%	21,299.76
4(B)	0115686263	May-2007	01-Apr-2005	NY	89.92	535,000.00	533,125.33	01-Aug-2005	22	7.850%	77,691.05
4(B)	0115688525	Aug-2007	01-May-2005	NV	95.00	390,153.00	382,440.85	01-Mar-2007	3	10.125%	11,941.28
4(B)	0115689846	May-2007	01-May-2005	CA	80.00	476,000.00	475,999.99	01-Dec-2006	6	8.990%	22,181.60
4(B)	0115690828	Aug-2007	01-May-2005	CA	80.00	432,000.00	432,000.00	01-Mar-2007	3	8.500%	13,320.00
4(B)	0115691438	May-2006	01-May-2005	NY	90.00	418,500.00	415,858.31	01-Dec-2005	18	7.300%	40,220.11
4(B)	0115691941	Apr-2007	01-May-2005	NY	93.22	275,000.00	270,248.28	01-Feb-2007	4	7.550%	8,224.73
4(B)	0115692956	Aug-2007	01-May-2005	WI	95.00	50,350.00	49,520.27	01-Mar-2007	3	8.150%	1,348.35
4(B)	0115693301	May-2007	01-May-2005	WI	90.00	225,000.00	222,250.98	01-Dec-2006	6	8.800%	11,306.45
4(B)	0115695181	Jun-2007	01-May-2005	MN	80.00	272,000.00	267,008.67	01-Nov-2006	7	6.490%	11,945.62
4(B)	0115697500	Aug-2007	01-May-2005	MN	90.00	404,910.00	396,430.87	01-Mar-2007	3	10.250%	14,118.06
4(B)	0115699027	Jul-2007	01-May-2005	CA	80.00	584,000.00	584,000.00	01-Jan-2007	5	9.750%	27,131.69
4(B)	0115699472	Jun-2007	01-May-2005	CA	100.00	409,000.00	408,527.89	01-Jan-2007	5	9.650%	16,477.31
4(B)	0115699480	Jun-2007	01-May-2005	CA	95.00	480,605.00	480,605.00	01-Jan-2007	5	9.500%	18,963.89
4(B)	0115705410	Jan-2007	01-May-2005	IL	95.00	216,600.00	214,301.02	01-Jun-2006	12	7.600%	17,656.20
4(B)	0115709016	May-2007	01-May-2005	CA	80.00	460,800.00	451,608.90	01-Dec-2006	6	8.250%	20,244.49
4(B)	0115713695	Jul-2007	01-May-2005	CA	83.45	373,000.00	363,987.21	01-Feb-2007	4	5.750%	7,802.32
4(B)	0115713869	Aug-2007	01-May-2005	CA	91.43	480,000.00	479,083.00	01-Mar-2007	3	9.050%	13,973.25



**Structured Asset Investment Loan Trust**  
**Mortgage Pass-Through Certificates**  
**Series 2005-5**

Contact: Customer Service - CTSLink  
Wells Fargo Bank, N.A.  
Securities Administration Services  
7485 New Horizon Way  
Frederick, MD 21703  
www.ctslink.com  
Telephone: (301) 815-6600  
Fax: (301) 815-6660

24-Aug-2007 10:36:01AM

**Foreclosure Loan Detail - All Mortgage Loans in Foreclosure during Current Period**

Group	Loan Number	Month Loan Entered FC	First Payment Date	State	LTV at Origination	Original Principal Balance	Current Actual Balance	Paid To Date	Months Delinquent	Current Loan Rate	Approximate Delinquent Interest
4(B)	0115716300	Aug-2007	01-May-2005	CA	80.00	488,000.00	487,758.73	01-Feb-2007	4	8.650%	17,437.40
4(B)	0115721078	Aug-2007	01-May-2005	CA	74.35	1,000,000.00	999,901.04	01-Mar-2007	3	9.600%	35,413.15
4(B)	0115722373	Jul-2007	01-May-2005	CA	80.00	376,000.00	375,637.34	01-Feb-2007	4	10.490%	16,884.88
4(B)	0115723793	Aug-2007	01-May-2005	MO	90.00	63,900.00	62,488.12	01-Mar-2007	3	10.550%	2,457.04
4(B)	0115724833	Jan-2007	01-May-2005	CA	74.94	372,000.00	368,267.24	01-Nov-2006	7	12.000%	27,861.69
4(B)	0115725293	Feb-2007	01-May-2005	FL	85.00	97,750.00	96,957.92	01-Aug-2006	10	11.375%	9,399.70
4(B)	0115726846	Aug-2007	01-May-2005	NY	95.00	269,325.00	264,618.80	01-Mar-2007	3	7.740%	6,923.57
4(B)	0115726861	Apr-2007	01-May-2005	NY	80.00	440,000.00	434,018.30	01-Nov-2006	7	7.990%	24,304.36

**Structured Asset Investment Loan Trust**  
**Mortgage Pass-Through Certificates**  
**Series 2005-5**

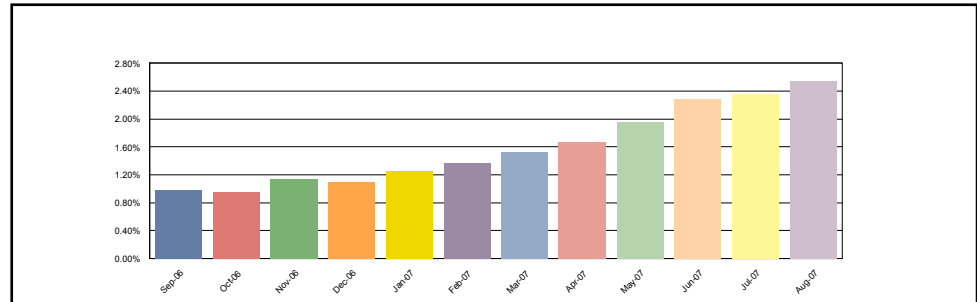
24-Aug-2007 10:36:01AM

**Bankruptcy Detail - All Mortgage Loans in Bankruptcy during Current Period**

**Summary**

<b>New Bankruptcy Loans</b>	
Loans in Bankruptcy	22
Original Principal Balance	4,534,237.00
Current Actual Balance	4,486,651.76
<b>Current Bankruptcy Total</b>	
Loans in Bankruptcy	137
Original Principal Balance	20,859,288.00
Current Actual Balance	20,612,252.20

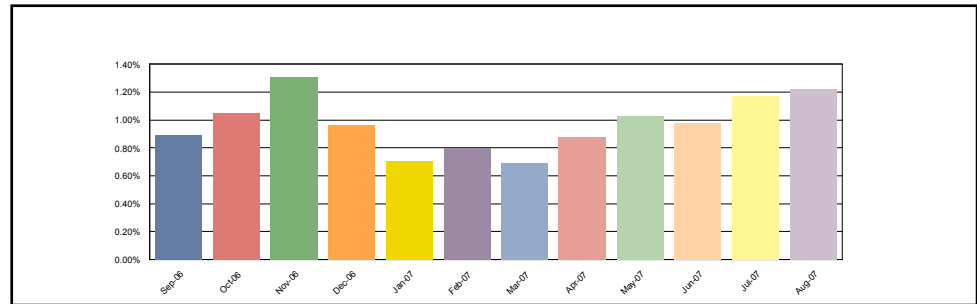
**12 Month Bankruptcy History**



**1(A)**

<b>New Bankruptcy Loans</b>	
Loans in Bankruptcy	2
Original Principal Balance	261,000.00
Current Actual Balance	256,315.87
<b>Current Bankruptcy Total</b>	
Loans in Bankruptcy	8
Original Principal Balance	624,800.00
Current Actual Balance	615,113.45

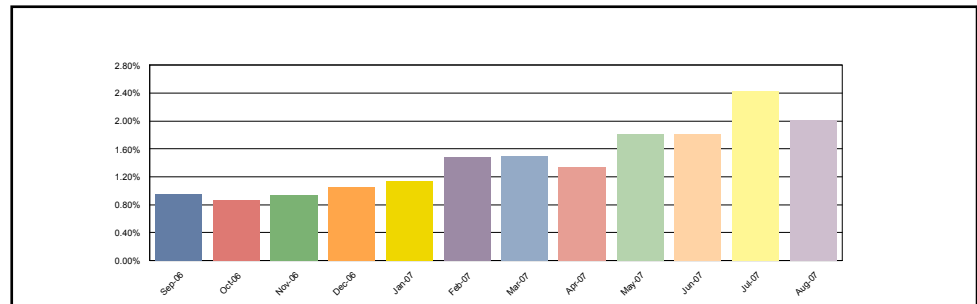
**12 Month Bankruptcy History**



**1(B)**

<b>New Bankruptcy Loans</b>	
Loans in Bankruptcy	1
Original Principal Balance	73,800.00
Current Actual Balance	72,449.04
<b>Current Bankruptcy Total</b>	
Loans in Bankruptcy	21
Original Principal Balance	2,697,625.00
Current Actual Balance	2,660,866.23

**12 Month Bankruptcy History**



**Structured Asset Investment Loan Trust**  
**Mortgage Pass-Through Certificates**  
**Series 2005-5**

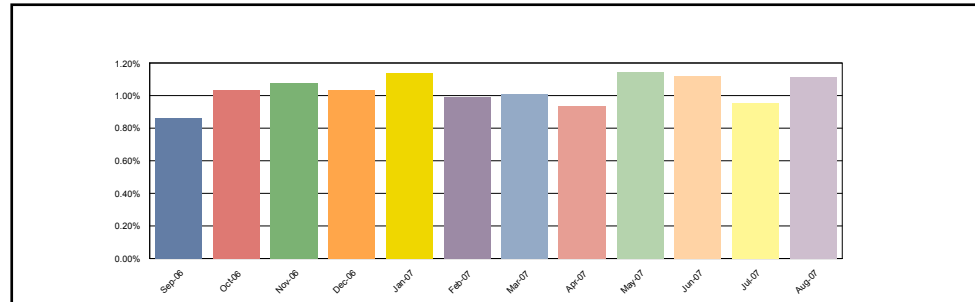
24-Aug-2007 10:36:01AM

**Bankruptcy Detail - All Mortgage Loans in Bankruptcy during Current Period**

**2(A)**

<b>New Bankruptcy Loans</b>	
Loans in Bankruptcy	1
Original Principal Balance	105,000.00
Current Actual Balance	103,401.57
<b>Current Bankruptcy Total</b>	
Loans in Bankruptcy	10
Original Principal Balance	641,278.00
Current Actual Balance	629,108.88

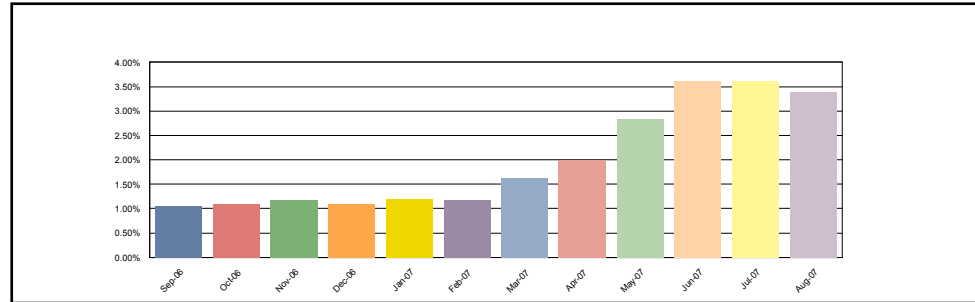
**12 Month Bankruptcy History**



**2(B)**

<b>New Bankruptcy Loans</b>	
Loans in Bankruptcy	4
Original Principal Balance	615,400.00
Current Actual Balance	605,173.94
<b>Current Bankruptcy Total</b>	
Loans in Bankruptcy	39
Original Principal Balance	5,873,973.00
Current Actual Balance	5,806,962.00

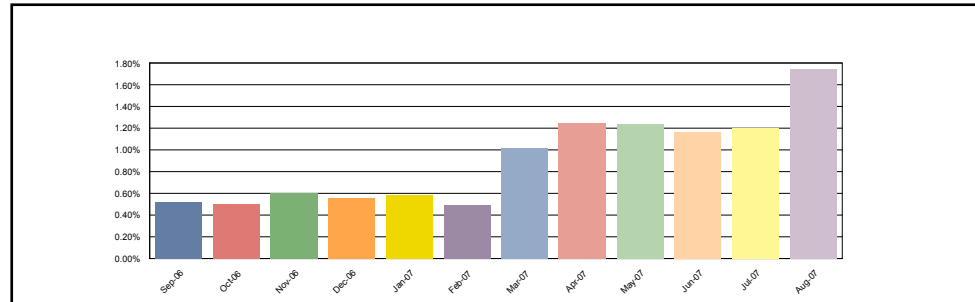
**12 Month Bankruptcy History**



**3(A)**

<b>New Bankruptcy Loans</b>	
Loans in Bankruptcy	2
Original Principal Balance	264,000.00
Current Actual Balance	259,170.00
<b>Current Bankruptcy Total</b>	
Loans in Bankruptcy	7
Original Principal Balance	883,880.00
Current Actual Balance	869,847.29

**12 Month Bankruptcy History**



**Structured Asset Investment Loan Trust**  
**Mortgage Pass-Through Certificates**  
**Series 2005-5**

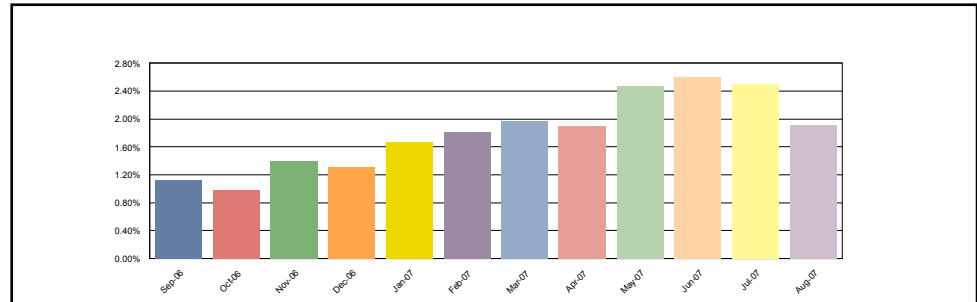
24-Aug-2007 10:36:01AM

**Bankruptcy Detail - All Mortgage Loans in Bankruptcy during Current Period**

**3(B)**

<b>New Bankruptcy Loans</b>	
Loans in Bankruptcy	5
Original Principal Balance	568,250.00
Current Actual Balance	564,897.49
<b>Current Bankruptcy Total</b>	
Loans in Bankruptcy	23
Original Principal Balance	2,651,397.00
Current Actual Balance	2,621,820.77

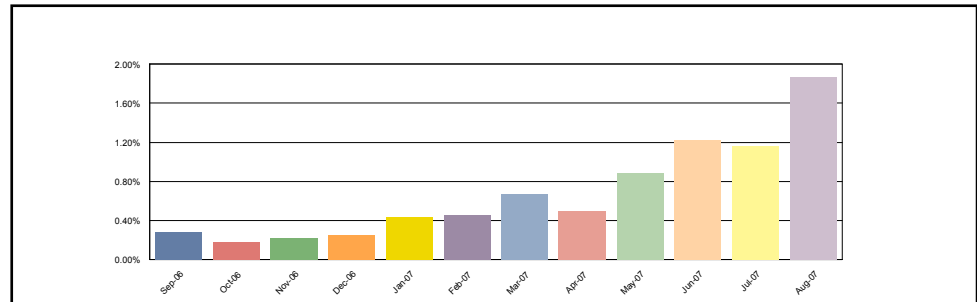
**12 Month Bankruptcy History**



**4(A)**

<b>New Bankruptcy Loans</b>	
Loans in Bankruptcy	1
Original Principal Balance	379,600.00
Current Actual Balance	372,670.07
<b>Current Bankruptcy Total</b>	
Loans in Bankruptcy	4
Original Principal Balance	951,400.00
Current Actual Balance	934,754.25

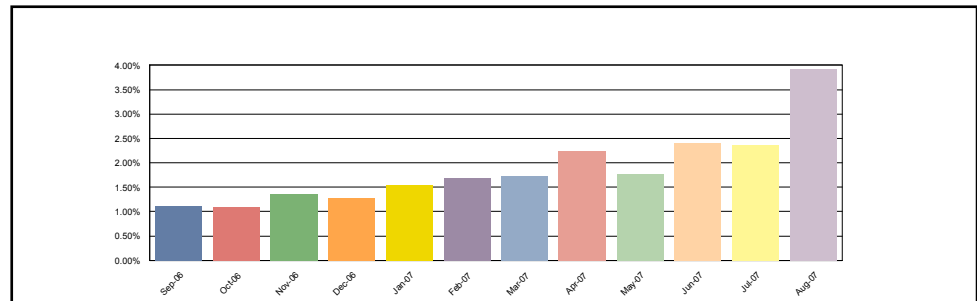
**12 Month Bankruptcy History**



**4(B)**

<b>New Bankruptcy Loans</b>	
Loans in Bankruptcy	6
Original Principal Balance	2,267,187.00
Current Actual Balance	2,252,573.78
<b>Current Bankruptcy Total</b>	
Loans in Bankruptcy	25
Original Principal Balance	6,534,935.00
Current Actual Balance	6,473,779.33

**12 Month Bankruptcy History**



**Structured Asset Investment Loan Trust**  
**Mortgage Pass-Through Certificates**  
**Series 2005-5**

Contact: Customer Service - CTSLink  
Wells Fargo Bank, N.A.  
Securities Administration Services  
7485 New Horizon Way  
Frederick, MD 21703  
www.ctslink.com  
Telephone: (301) 815-6600  
Fax: (301) 815-6660

24-Aug-2007 10:36:01AM

**Bankruptcy Detail - All Mortgage Loans in Bankruptcy during Current Period**

Group	Loan Number	Month Loan Entered Bankruptcy	First Payment Date	State	LTV at Origination	Original Principal Balance	Current Actual Balance	Paid To Date	Months Delinquent	Current Loan Rate	Approximate Delinquent Interest
1(A)	0115098469	Jan-2006	01-Apr-2005	TN	80.00	50,400.00	49,890.73	01-Jan-2007	5	10.250%	2,862.18
1(A)	0115500514	Jul-2007	01-Feb-2005	PA	20.00	42,900.00	42,246.20	01-May-2007	1	9.750%	976.36
1(A)	0115672321	May-2007	01-Apr-2005	TX	20.00	40,000.00	39,425.41	01-Jul-2007	0	9.990%	623.75
1(A)	0115674764	Feb-2007	01-Apr-2005	MI	20.00	30,000.00	29,695.72	01-Mar-2007	3	10.700%	1,260.86
1(A)	0115683682	Mar-2007	01-May-2005	TX	95.00	47,500.00	46,984.35	01-Aug-2006	10	9.350%	3,437.01
1(A)	0115711293	Aug-2007	01-Apr-2005	CA	90.00	211,500.00	207,622.61	01-Dec-2006	6	7.000%	8,966.90
1(A)	0115723306	Aug-2007	01-Apr-2005	AR	90.00	49,500.00	48,693.26	01-Jul-2007	0	9.200%	583.70
1(A)	0115725541	Jul-2007	01-May-2005	FL	90.00	153,000.00	150,555.17	01-Dec-2006	6	7.600%	6,154.33
1(B)	0115078743	Jan-2006	01-Mar-2005	VA	80.00	156,800.00	153,472.87	01-May-2007	1	10.350%	3,815.63
1(B)	0115084477	Jul-2007	01-Mar-2005	NH	80.00	252,000.00	247,153.86	01-Jul-2006	11	9.800%	20,718.21
1(B)	0115084568	Apr-2007	01-Feb-2005	PA	80.00	52,000.00	51,309.38	01-Aug-2006	10	11.625%	4,851.98
1(B)	0115090953	Jun-2007	01-Mar-2005	SC	90.00	75,600.00	74,829.50	01-Oct-2006	8	12.500%	6,830.90
1(B)	0115098659	Apr-2007	01-Mar-2005	AZ	75.00	163,500.00	157,403.20	01-Jul-2007	0	9.000%	2,258.07
1(B)	0115100174	Aug-2006	01-Mar-2005	OH	95.00	103,075.00	101,373.73	01-Mar-2007	3	11.400%	4,005.10
1(B)	0115107328	Oct-2006	01-Mar-2005	MN	95.00	182,400.00	179,279.65	01-Jan-2007	5	10.850%	9,469.98
1(B)	0115115081	Dec-2006	01-Mar-2005	SC	75.00	144,000.00	142,521.23	01-Sep-2006	9	12.390%	13,843.53
1(B)	0115214785	Apr-2007	01-Apr-2005	GA	67.53	52,000.00	50,884.36	01-Feb-2007	4	9.745%	2,220.68
1(B)	0115662736	Feb-2007	01-May-2005	IL	80.00	103,920.00	101,885.21	01-Dec-2006	6	6.350%	3,958.69
1(B)	0115675480	Aug-2007	01-May-2005	MI	90.00	73,800.00	72,449.04	01-Apr-2007	2	8.200%	1,406.51
1(B)	0115676074	May-2006	01-May-2005	MI	95.00	161,120.00	158,664.77	01-Feb-2007	4	8.200%	6,096.88
1(B)	0115693442	Jan-2006	01-May-2005	OH	85.00	102,000.00	102,000.00	01-Apr-2005	26	10.875%	21,008.04
1(B)	0115695918	Jul-2007	01-May-2005	MN	90.00	170,010.00	167,881.99	01-Sep-2006	9	10.800%	11,402.89
1(B)	0115696460	Jul-2006	01-May-2005	MN	70.00	175,000.00	172,575.55	01-Feb-2007	4	11.850%	8,917.40
1(B)	0115699761	Jun-2007	01-May-2005	CT	62.86	110,000.00	108,146.12	01-Nov-2006	7	9.900%	6,247.88
1(B)	0115704447	Jun-2007	01-May-2005	IL	85.00	233,750.00	232,919.72	01-Oct-2005	20	8.700%	34,780.42
1(B)	0115719684	Jun-2006	01-May-2005	UT	80.00	112,000.00	111,998.33	01-Jul-2007	0	8.800%	1,549.30
1(B)	0115724056	Mar-2006	01-May-2005	MO	85.00	58,650.00	58,117.74	01-Nov-2006	7	11.875%	4,494.60
1(B)	0115727760	Nov-2005	01-May-2005	AZ	80.00	100,000.00	99,999.98	01-Aug-2007	(1)	10.600%	841.66
1(B)	0115727844	Jul-2007	01-May-2005	CO	80.00	116,000.00	116,000.00	01-Dec-2006	6	8.500%	5,026.72
2(A)	0115060980	Jan-2007	01-Mar-2005	GA	85.00	90,100.00	89,244.41	01-Dec-2006	6	10.550%	6,028.52
2(A)	0115089815	Aug-2007	01-Mar-2005	PA	60.00	105,000.00	103,401.57	01-Sep-2006	9	8.450%	7,601.71
2(A)	0115215139	Sep-2005	01-Apr-2005	OH	59.52	62,500.00	61,204.74	01-Jun-2007	0	7.755%	739.76
2(A)	0115573578	Nov-2005	01-Feb-2005	TN	20.85	25,000.00	24,549.87	01-Jun-2007	0	8.890%	343.17
2(A)	0115574824	Apr-2007	01-Apr-2005	TX	20.00	24,178.00	22,616.52	01-Apr-2007	2	10.500%	750.40
2(A)	0115577884	Oct-2005	01-Apr-2005	OH	20.00	28,400.00	27,907.56	01-Jan-2008	(6)	9.990%	0.00
2(A)	0115667990	Jun-2007	01-May-2005	AZ	20.00	35,700.00	35,321.26	01-Mar-2007	3	10.250%	1,433.43
2(A)	0115685331	Nov-2006	01-May-2005	TX	80.00	95,200.00	93,895.42	01-Nov-2006	7	7.940%	5,222.75
2(A)	0115693996	Dec-2005	01-Apr-2005	MN	64.98	154,000.00	149,988.78	01-Jul-2007	0	6.750%	1,563.18
2(A)	0115714297	Nov-2005	01-May-2005	WA	20.00	21,200.00	20,978.75	01-Jul-2007	0	11.200%	374.21
2(B)	0018772103	Jun-2007	01-Dec-2004	NV	80.00	252,000.00	251,820.47	01-Aug-2006	10	9.350%	18,457.72

**Structured Asset Investment Loan Trust**  
**Mortgage Pass-Through Certificates**  
**Series 2005-5**

24-Aug-2007 10:36:01AM

**Bankruptcy Detail - All Mortgage Loans in Bankruptcy during Current Period**

Group	Loan Number	Month Loan Entered Bankruptcy	First Payment Date	State	LTV at Origination	Original Principal Balance	Current Actual Balance	Paid To Date	Months Delinquent	Current Loan Rate	Approximate Delinquent Interest
2(B)	0030289847	Jul-2005	01-Apr-2005	AZ	90.00	184,018.00	184,018.00	01-Jul-2007	0	9.500%	2,468.90
2(B)	0030491898	Jan-2007	01-May-2005	TX	80.00	195,920.00	193,900.76	01-Jun-2006	12	9.750%	17,598.44
2(B)	0035118009	Aug-2007	01-Jun-2005	IL	80.00	96,000.00	95,975.96	01-Dec-2006	6	9.250%	4,798.76
2(B)	0115060857	Jan-2006	01-Feb-2005	GA	90.00	117,000.00	115,479.65	01-Apr-2007	2	13.125%	4,857.02
2(B)	0115064131	Aug-2006	01-Mar-2005	VA	85.00	59,500.00	58,871.24	01-Jan-2007	5	13.375%	3,653.28
2(B)	0115072712	May-2007	01-Feb-2005	MA	90.00	216,900.00	213,631.03	01-Oct-2006	8	11.375%	15,596.06
2(B)	0115074387	Jan-2007	01-Mar-2005	MA	75.00	204,375.00	202,959.14	01-Feb-2006	16	11.940%	28,900.76
2(B)	0115077125	Mar-2007	01-Mar-2005	GA	90.00	205,650.00	201,762.96	01-Mar-2007	3	10.700%	7,852.75
2(B)	0115079105	Jun-2007	01-Mar-2005	NH	80.00	144,800.00	143,614.64	01-Jun-2006	12	12.600%	17,504.65
2(B)	0115086555	Jan-2006	01-Mar-2005	NJ	80.00	148,800.00	147,259.63	01-May-2007	1	13.375%	4,775.36
2(B)	0115097834	Mar-2007	01-Mar-2005	TN	95.00	73,150.00	72,236.99	01-Jan-2007	5	12.125%	4,773.30
2(B)	0115099780	Jun-2007	01-Mar-2005	MN	78.22	176,000.00	172,334.52	01-Jun-2007	0	10.650%	2,943.32
2(B)	0115101750	Aug-2007	01-Feb-2005	CA	56.61	351,000.00	344,070.81	01-Oct-2006	8	9.750%	24,004.71
2(B)	0115117871	Dec-2006	01-Mar-2005	NE	85.00	71,400.00	70,857.39	01-Sep-2006	9	13.850%	7,833.95
2(B)	0115117897	Jul-2007	01-Mar-2005	MO	90.00	60,300.00	59,677.01	01-Apr-2007	2	12.125%	2,331.09
2(B)	0115119166	Aug-2007	01-Mar-2005	MI	95.00	81,700.00	80,316.43	01-Jan-2007	5	10.625%	3,892.55
2(B)	0115119646	Mar-2007	01-Mar-2005	NJ	85.00	119,425.00	118,426.60	01-Jun-2006	12	12.500%	14,295.81
2(B)	0115571077	Nov-2005	01-Feb-2005	TN	79.15	94,900.00	92,380.95	01-Jun-2007	0	6.850%	977.20
2(B)	0115572026	Apr-2007	01-Apr-2005	TX	80.00	96,710.00	94,571.50	01-Mar-2007	3	9.738%	3,636.00
2(B)	0115572992	Jun-2007	01-Mar-2005	TX	79.99	130,100.00	127,173.76	01-Jan-2007	5	9.400%	6,269.71
2(B)	0115573107	Apr-2007	01-Apr-2005	TX	79.98	92,825.00	91,275.21	01-Dec-2006	6	10.475%	5,370.17
2(B)	0115661290	Apr-2007	01-May-2005	IL	100.00	142,900.00	141,833.48	01-May-2006	13	8.990%	13,309.02
2(B)	0115661357	Nov-2006	01-May-2005	IL	80.00	100,000.00	98,715.40	01-Jul-2006	11	7.850%	7,822.24
2(B)	0115667982	Jun-2007	01-May-2005	AZ	80.00	142,800.00	142,800.00	01-Jun-2007	0	9.250%	2,082.50
2(B)	0115673659	May-2007	01-Apr-2005	CO	95.00	187,150.00	187,150.00	01-Sep-2006	9	10.500%	14,348.16
2(B)	0115674384	Aug-2007	01-May-2005	MI	85.00	86,700.00	84,810.74	01-May-2007	1	7.050%	1,067.58
2(B)	0115674582	Feb-2006	01-May-2005	MI	90.00	145,800.00	143,545.30	01-Jan-2007	5	10.875%	7,593.31
2(B)	0115674756	Feb-2007	01-Apr-2005	MI	80.00	120,000.00	117,540.39	01-Feb-2007	4	9.900%	5,220.88
2(B)	0115688368	Aug-2006	01-May-2005	NV	80.00	192,000.00	192,000.00	01-May-2006	13	9.050%	15,240.00
2(B)	0115698706	Oct-2006	01-Apr-2005	OH	85.00	114,750.00	114,415.04	01-Aug-2005	22	11.625%	20,096.54
2(B)	0115703308	Feb-2007	01-May-2005	NJ	60.71	340,000.00	335,976.45	01-Oct-2006	8	11.550%	25,814.78
2(B)	0115704389	Jul-2007	01-May-2005	IL	85.00	224,400.00	221,563.83	01-Sep-2006	9	10.125%	14,488.06
2(B)	0115712341	Jun-2007	01-May-2005	IL	95.00	115,900.00	115,900.00	01-May-2006	13	8.550%	11,662.50
2(B)	0115714289	Nov-2005	01-May-2005	WA	80.00	84,800.00	84,794.48	01-Jul-2007	0	9.000%	1,201.26
2(B)	0115715153	Mar-2007	01-May-2005	MI	90.00	130,500.00	128,526.14	01-Sep-2006	9	9.950%	7,203.30
2(B)	0115718421	Nov-2005	01-Apr-2005	UT	82.03	236,250.00	231,192.75	01-Jul-2007	0	10.575%	3,883.09
2(B)	0115724197	Sep-2006	01-May-2005	AR	95.00	27,550.00	27,189.55	01-Apr-2007	2	10.875%	939.66
2(B)	0115729303	Apr-2007	01-May-2005	AZ	100.00	310,000.00	306,393.80	01-Jul-2006	11	10.500%	23,021.80
3(A)	0115114548	Jan-2006	01-Mar-2005	OK	90.00	72,900.00	69,439.01	01-Jul-2007	0	9.150%	838.70
3(A)	0115115552	Aug-2007	01-Feb-2005	TN	75.00	52,500.00	51,547.39	01-Feb-2007	4	8.450%	2,070.83

**Structured Asset Investment Loan Trust**  
**Mortgage Pass-Through Certificates**  
**Series 2005-5**

Contact: Customer Service - CTSLink  
Wells Fargo Bank, N.A.  
Securities Administration Services  
7485 New Horizon Way  
Frederick, MD 21703  
www.ctslink.com  
Telephone: (301) 815-6600  
Fax: (301) 815-6660

24-Aug-2007 10:36:01AM

**Bankruptcy Detail - All Mortgage Loans in Bankruptcy during Current Period**

Group	Loan Number	Month Loan Entered Bankruptcy	First Payment Date	State	LTV at Origination	Original Principal Balance	Current Actual Balance	Paid To Date	Months Delinquent	Current Loan Rate	Approximate Delinquent Interest
3(A)	0115477911	Nov-2005	01-Mar-2005	NV	20.00	47,780.00	47,036.17	01-Jul-2007	0	9.625%	715.56
3(A)	0115576746	Oct-2005	01-Apr-2005	OH	80.00	113,600.00	109,793.69	01-Feb-2008	(7)	6.700%	0.00
3(A)	0115700742	Mar-2007	01-May-2005	CA	84.57	296,000.00	295,772.37	01-Jun-2007	0	6.100%	2,457.38
3(A)	0115711285	Aug-2007	01-Apr-2005	CA	90.00	211,500.00	207,622.61	01-Dec-2006	6	7.000%	8,966.90
3(A)	0115727083	Apr-2007	01-May-2005	NY	80.00	89,600.00	88,636.05	01-Jul-2006	11	7.900%	7,072.27
3(B)	0019865765	Dec-2005	01-May-2005	OH	80.00	140,000.00	136,608.20	01-Mar-2007	3	6.000%	3,123.40
3(B)	0030288450	Aug-2007	01-Apr-2005	CA	77.27	255,000.00	255,000.00	01-Aug-2007	(1)	6.150%	1,200.63
3(B)	0113984082	Jul-2007	08-Dec-2004	LA	80.00	88,000.00	87,685.05	08-Jun-2005	24	13.850%	19,543.09
3(B)	0115082174	Aug-2007	01-Mar-2005	NC	95.00	78,850.00	78,075.35	01-Jun-2006	12	11.500%	7,540.41
3(B)	0115082232	Nov-2006	01-Mar-2005	OH	79.55	140,000.00	138,596.71	01-Mar-2006	15	10.750%	16,401.37
3(B)	0115082380	Jan-2007	01-Mar-2005	AL	85.00	88,400.00	86,882.97	01-Mar-2007	3	11.200%	3,906.31
3(B)	0115094088	Jul-2006	01-Mar-2005	MI	85.00	89,250.00	87,228.65	01-Feb-2007	4	11.250%	4,727.04
3(B)	0115099962	Jul-2007	01-Feb-2005	OH	75.00	187,500.00	186,042.13	01-Mar-2006	13	13.500%	25,239.25
3(B)	0115115974	Jan-2006	01-Mar-2005	TN	95.00	110,200.00	108,233.20	01-May-2007	1	11.250%	2,677.60
3(B)	0115117491	Apr-2007	01-Mar-2005	CO	85.00	157,675.00	155,161.26	01-Feb-2007	4	11.450%	8,563.78
3(B)	0115189664	Feb-2007	01-Mar-2005	KS	85.00	38,250.00	37,904.20	01-Jun-2006	12	11.875%	3,778.48
3(B)	0115209348	Aug-2007	01-Apr-2005	MI	72.83	67,000.00	67,000.00	01-Feb-2007	4	9.745%	2,929.58
3(B)	0115572042	Feb-2006	01-Mar-2005	TX	80.00	103,972.00	102,033.20	01-Dec-2006	6	10.150%	6,037.74
3(B)	0115573198	Aug-2005	01-Apr-2005	TX	79.17	76,000.00	74,635.77	01-Feb-2007	4	10.600%	3,576.75
3(B)	0115672024	May-2007	01-May-2005	TX	80.00	175,200.00	173,685.59	01-Sep-2006	9	11.650%	15,680.95
3(B)	0115672313	May-2007	01-Apr-2005	TX	80.00	160,000.00	156,595.08	01-May-2007	1	7.400%	2,698.80
3(B)	0115678039	Aug-2007	01-May-2005	FL	85.00	125,800.00	123,892.89	01-Feb-2007	4	10.875%	5,978.60
3(B)	0115685083	Nov-2006	01-May-2005	TX	85.00	57,800.00	56,609.08	01-Feb-2007	4	8.850%	2,359.06
3(B)	0115695652	May-2007	01-May-2005	MN	90.00	76,500.00	75,511.38	01-Nov-2006	7	10.875%	4,178.73
3(B)	0115722415	Jun-2007	01-May-2005	CA	86.36	285,000.00	284,825.07	01-Apr-2007	2	9.950%	8,070.04
3(B)	0115724262	Sep-2006	01-May-2005	MO	85.00	37,400.00	37,167.75	01-Mar-2006	15	10.875%	4,694.14
3(B)	0115727026	May-2007	01-May-2005	NY	90.00	72,000.00	71,517.99	01-Apr-2006	14	11.000%	6,676.52
3(B)	0115729675	Aug-2007	01-May-2005	MI	80.00	41,600.00	40,929.25	01-Feb-2007	4	11.000%	1,940.70
4(A)	0115663304	Jun-2007	01-Apr-2005	CA	20.00	89,000.00	86,971.29	01-Feb-2007	4	10.400%	4,298.82
4(A)	0115687782	May-2007	01-May-2005	NV	65.00	364,000.00	358,425.57	01-Sep-2006	9	6.750%	20,434.34
4(A)	0115711350	Aug-2007	01-Apr-2005	CA	89.95	379,600.00	372,670.07	01-Dec-2006	6	7.000%	16,095.07
4(A)	0115715641	Aug-2005	01-May-2005	MI	90.00	118,800.00	116,687.32	01-Jul-2007	0	8.550%	1,429.56
4(B)	0115069650	Nov-2006	01-Mar-2005	OH	90.00	141,300.00	139,741.26	01-Aug-2006	10	11.850%	13,855.02
4(B)	0115089070	Jan-2007	01-Feb-2005	NY	69.36	600,000.00	593,488.39	01-Nov-2006	7	13.500%	52,877.66
4(B)	0115090565	Apr-2007	01-Feb-2005	NC	85.00	68,000.00	66,931.40	01-May-2007	1	11.625%	1,863.54
4(B)	0115115370	Dec-2006	01-Mar-2005	GA	72.73	100,000.00	98,720.21	01-Jan-2007	5	12.450%	6,683.77
4(B)	0115191801	Jun-2007	01-Mar-2005	IL	84.70	54,208.00	52,795.63	01-May-2007	1	9.250%	1,154.16
4(B)	0115194219	Nov-2006	01-Mar-2005	TX	71.33	76,325.00	75,298.33	01-Aug-2006	10	10.740%	6,552.02
4(B)	0115198988	Jun-2007	01-Mar-2005	TX	80.00	124,000.00	122,911.68	01-Feb-2006	16	10.750%	15,104.13
4(B)	0115199820	Sep-2005	01-Mar-2005	GA	90.00	132,296.00	129,877.85	01-Jun-2007	0	11.250%	2,326.46

**Structured Asset Investment Loan Trust**  
**Mortgage Pass-Through Certificates**  
**Series 2005-5**

Contact: Customer Service - CTSLink  
Wells Fargo Bank, N.A.  
Securities Administration Services  
7485 New Horizon Way  
Frederick, MD 21703  
www.ctslink.com  
Telephone: (301) 815-6600  
Fax: (301) 815-6660

24-Aug-2007 10:36:01AM

**Bankruptcy Detail - All Mortgage Loans in Bankruptcy during Current Period**

Group	Loan Number	Month Loan Entered Bankruptcy	First Payment Date	State	LTV at Origination	Original Principal Balance	Current Actual Balance	Paid To Date	Months Delinquent	Current Loan Rate	Approximate Delinquent Interest
4(B)	0115202822	Nov-2006	01-Mar-2005	NC	85.00	181,900.00	180,058.02	01-Jul-2006	11	11.870%	18,953.67
4(B)	0115203978	Jun-2007	01-Mar-2005	NV	85.00	204,000.00	198,127.88	01-Apr-2007	2	8.630%	5,363.43
4(B)	0115205213	Sep-2006	01-Mar-2005	TN	95.00	239,874.00	235,707.85	01-Oct-2006	8	9.990%	16,218.48
4(B)	0115217333	Aug-2007	01-Mar-2005	GA	90.00	148,492.00	148,492.00	01-May-2007	1	10.255%	3,621.36
4(B)	0115570137	Aug-2007	01-Apr-2005	CA	80.00	552,000.00	552,000.00	01-Nov-2006	7	9.150%	30,291.00
4(B)	0115571127	Aug-2007	01-Feb-2005	OH	100.00	155,000.00	151,287.07	01-Jul-2007	0	11.625%	2,392.83
4(B)	0115573180	Aug-2007	01-Mar-2005	VA	79.24	499,995.00	490,849.99	01-Nov-2006	7	9.990%	31,148.76
4(B)	0115664674	Aug-2007	01-May-2005	CA	90.00	391,500.00	390,528.50	01-Nov-2006	7	10.400%	21,332.61
4(B)	0115664740	Oct-2006	01-May-2005	CA	80.00	360,000.00	360,000.00	01-Oct-2006	8	8.990%	20,070.00
4(B)	0115674467	Nov-2006	01-Apr-2005	MI	74.56	85,000.00	83,772.19	01-Nov-2006	7	9.950%	5,362.29
4(B)	0115688699	Jun-2007	01-May-2005	NV	85.14	370,345.00	364,287.56	01-Sep-2006	9	9.400%	18,704.81
4(B)	0115693178	Jun-2007	01-May-2005	WI	84.50	109,000.00	108,039.62	01-Jul-2006	11	8.900%	8,685.89
4(B)	0115693798	Jul-2007	01-May-2005	IN	90.00	58,500.00	57,825.99	01-Jul-2006	11	10.550%	4,486.03
4(B)	0115710238	Jun-2007	01-May-2005	CA	100.00	580,000.00	579,999.99	01-Apr-2007	2	10.750%	19,816.64
4(B)	0115711343	Sep-2006	01-May-2005	CA	90.00	594,000.00	587,288.54	01-Apr-2006	14	9.443%	44,603.88
4(B)	0115716144	Aug-2007	01-May-2005	CA	90.00	520,200.00	519,416.22	01-Sep-2006	9	9.000%	31,381.42
4(B)	0115726465	Oct-2006	01-May-2005	NY	90.00	189,000.00	186,333.16	01-Oct-2006	8	7.500%	9,358.09



**Structured Asset Investment Loan Trust**  
**Mortgage Pass-Through Certificates**  
**Series 2005-5**

**Realized Loss Detail Report - Loans with Losses during Current Period**

Summary				
	# Loans with Losses	Prior Actual Balance	Realized Loss/(Gain) Amount	Current Loss Percentage
1(A)	8	181,064.31	191,050.36	0.380%
1(B)	28	837,824.26	404,412.85	0.306%
2(A)	6	211,396.60	209,713.56	0.372%
2(B)	24	1,020,056.10	(92,562.39)	(0.054)%
3(A)	8	143,876.23	151,093.21	0.303%
3(B)	13	967,551.10	296,470.93	0.217%
4(A)	2	138,338.60	86,027.99	0.172%
4(B)	13	2,016,691.82	786,771.85	0.477%
Total	102	5,516,799.02	2,032,978.36	0.251%

**Realized Loss Loan Detail Report - Loans with Losses during Current Period**

Group	Loan Number	Original Principal Balance	Current Note Rate	State	LTV at Origination	Original Term	Prior Actual Balance	Realized Loss/(Gain)	Cumulative Realized Loss/(Gain)
1(A)	0115062242	119,610.00	7.940%	OH	90.00	360	0.00	156.71	19,497.12
1(A)	0115098444	270,000.00	10.750%	TN	90.00	360	0.00	(7,519.42)	219,998.78
1(A)	0115494098	67,400.00	10.000%	MA	20.00	360	66,683.37	70,054.37	70,054.37
1(A)	0115664765	90,000.00	9.990%	CA	20.00	180	0.00	(751.93)	95,524.02
1(A)	0115669335	52,200.00	11.700%	CA	20.00	180	51,943.39	60,459.06	60,459.06
1(A)	0115671166	63,000.00	10.740%	CA	20.00	180	62,437.55	66,644.59	66,644.59
1(A)	0115683732	40,600.00	11.100%	TX	67.67	180	0.00	57.10	47,036.23
1(A)	0115688871	50,000.00	10.200%	NV	20.00	180	0.00	1,949.88	55,177.80
1(B)	0114595622	33,750.00	10.750%	IL	75.00	360	0.00	384.82	47,867.30
1(B)	0115061004	119,475.00	12.300%	GA	75.00	360	117,471.77	34,048.00	34,048.00
1(B)	0115067225	135,000.00	10.990%	TX	90.00	360	0.00	294.90	48,051.30
1(B)	0115072134	60,400.00	10.375%	PA	80.00	360	0.00	(21.63)	48,610.52
1(B)	0115082877	160,000.00	9.450%	WA	80.00	360	0.00	13.00	13.00
1(B)	0115093296	96,000.00	10.990%	TX	80.00	360	0.00	(127.50)	53,900.07
1(B)	0115094013	104,975.00	10.250%	MI	85.00	360	0.00	(36,349.85)	39,201.15
1(B)	0115095705	173,000.00	9.300%	RI	78.64	360	0.00	92.70	34,408.91
1(B)	0115117921	76,000.00	11.750%	IA	95.00	360	75,596.88	35,703.41	35,703.41
1(B)	0115118796	72,400.00	10.625%	MI	80.00	360	0.00	51.07	38,151.61
1(B)	0115210189	152,122.00	8.970%	TX	80.00	360	0.00	777.60	16,560.15
1(B)	0115661621	32,900.00	9.950%	IL	70.00	360	0.00	219.92	36,755.68
1(B)	0115668733	228,000.00	10.250%	CA	55.61	360	0.00	7.75	7.75
1(B)	0115673907	200,000.00	11.000%	CO	100.00	360	0.00	(90.85)	93,579.09
1(B)	0115679078	214,370.00	9.990%	NV	90.00	360	0.00	26.07	11,449.54
1(B)	0115683997	81,900.00	10.650%	TX	90.00	360	80,869.00	30,654.90	30,654.90

**Structured Asset Investment Loan Trust**  
**Mortgage Pass-Through Certificates**  
**Series 2005-5**

24-Aug-2007 10:36:01AM

**Realized Loss Loan Detail Report - Loans with Losses during Current Period**

Group	Loan Number	Original Principal Balance	Current Note Rate	State	LTV at Origination	Original Term	Prior Actual Balance	Realized Loss/(Gain)	Cumulative Realized Loss/(Gain)
1(B)	0115685190	76,800.00	7.850%	TX	80.00	360	0.00	(1,146.46)	17,543.15
1(B)	0115688434	88,000.00	11.000%	NV	100.00	360	87,950.11	50,268.01	50,268.01
1(B)	0115688863	200,000.00	9.700%	NV	80.00	360	0.00	1,052.93	18,196.53
1(B)	0115695140	172,567.00	10.875%	MN	95.00	360	172,273.09	186,589.32	186,589.32
1(B)	0115695447	308,720.00	9.650%	MN	80.00	360	0.00	1,969.13	148,333.30
1(B)	0115697567	128,000.00	8.740%	MN	80.00	360	0.00	(87.42)	41,753.79
1(B)	0115697617	320,000.00	6.450%	MN	80.00	360	0.00	428.63	119,810.98
1(B)	0115704298	136,000.00	10.000%	IL	80.00	360	0.00	40,718.54	40,718.54
1(B)	0115704504	303,920.00	6.850%	IL	80.00	360	303,663.41	58,013.61	58,013.61
1(B)	0115714107	250,750.00	10.500%	CA	85.00	360	0.00	177.25	185.00
1(B)	0115715211	61,200.00	9.900%	MI	80.00	360	0.00	668.00	23,729.10
1(B)	0115723074	77,600.00	9.788%	MO	80.00	360	0.00	77.00	23,611.39
2(A)	0114471162	69,600.00	9.875%	CA	20.00	360	0.00	2,004.26	87,897.68
2(A)	0115084055	100,800.00	8.490%	MI	90.00	360	99,835.27	87,305.52	87,305.52
2(A)	0115575086	46,000.00	9.990%	IL	20.00	180	0.00	1,340.00	50,239.10
2(A)	0115680688	40,000.00	10.990%	CT	20.00	180	39,704.77	42,336.74	42,336.74
2(A)	0115685257	25,000.00	9.990%	TX	20.00	240	24,283.77	25,240.90	25,240.90
2(A)	0115688517	48,000.00	9.500%	NV	20.00	180	47,572.79	51,486.14	51,486.14
2(B)	0030219083	254,400.00	9.750%	CA	80.00	360	254,400.00	48,815.19	48,815.19
2(B)	0030327613	156,800.00	6.625%	MN	80.00	360	156,799.99	12,507.12	12,507.12
2(B)	0115066508	66,960.00	11.150%	KS	80.00	360	0.00	20.06	18,951.65
2(B)	0115078222	208,320.00	11.350%	TN	80.00	360	0.00	312.14	46,028.22
2(B)	0115079857	156,000.00	13.375%	PA	65.00	360	155,095.37	5,720.61	5,720.61
2(B)	0115088148	104,000.00	8.850%	CO	80.00	360	104,000.00	1,206.19	1,206.19
2(B)	0115090417	292,500.00	9.950%	NY	90.00	360	0.00	(70,339.86)	2,022.31
2(B)	0115091068	109,600.00	10.375%	NC	80.00	360	108,131.76	12,706.80	12,706.80
2(B)	0115093353	50,400.00	12.875%	MI	90.00	360	0.00	21.83	42,890.47
2(B)	0115098675	136,800.00	11.750%	AK	80.00	360	0.00	221.50	32,240.74
2(B)	0115105827	60,000.00	12.750%	TX	80.00	360	0.00	72.82	31,177.26
2(B)	0115117665	89,000.00	13.200%	MO	74.17	360	0.00	132.90	54,755.00
2(B)	0115118697	152,100.00	10.600%	MI	90.00	360	0.00	(814.32)	29,596.49
2(B)	0115209660	107,200.00	11.010%	GA	80.00	360	107,200.00	31,049.93	31,049.93
2(B)	0115211302	266,400.00	9.245%	CA	80.00	360	0.00	746.20	57,229.38
2(B)	0115572877	135,600.00	8.700%	MN	80.00	360	134,428.98	23,761.30	23,761.30
2(B)	0115661977	139,500.00	7.800%	IL	90.00	360	0.00	(55,081.77)	20,667.82
2(B)	0115664302	117,000.00	11.650%	CO	83.57	360	0.00	29.02	73,120.22
2(B)	0115671851	300,000.00	9.950%	CA	80.00	360	0.00	145.43	44,099.69
2(B)	0115674772	61,200.00	11.000%	MI	90.00	360	0.00	(681.00)	30,412.43
2(B)	0115675597	32,400.00	8.475%	MI	90.00	360	0.00	(14,641.63)	28,763.16
2(B)	0115695637	162,000.00	10.950%	MN	90.00	360	0.00	60.35	92,123.54

**Structured Asset Investment Loan Trust**  
**Mortgage Pass-Through Certificates**  
**Series 2005-5**

24-Aug-2007 10:36:01AM

**Realized Loss Loan Detail Report - Loans with Losses during Current Period**

Group	Loan Number	Original Principal Balance	Current Note Rate	State	LTV at Origination	Original Term	Prior Actual Balance	Realized Loss/(Gain)	Cumulative Realized Loss/(Gain)
2(B)	0115703571	190,000.00	8.350%	IL	100.00	360	0.00	(88,668.36)	21,771.39
2(B)	0115724346	57,600.00	11.000%	MO	90.00	360	0.00	135.16	29,881.73
3(A)	0115574063	25,993.00	10.500%	TX	20.00	180	0.00	(574.66)	22,665.51
3(A)	0115574642	30,600.00	10.250%	OH	20.00	180	0.00	116.92	31,832.50
3(A)	0115575516	18,280.00	9.990%	TX	20.00	180	18,094.78	18,809.51	18,809.51
3(A)	0115575565	43,200.00	10.990%	FL	19.91	180	0.00	(110.00)	9,270.62
3(A)	0115688509	65,000.00	9.740%	NV	20.00	180	0.00	40.00	66,432.70
3(A)	0115698193	60,000.00	9.990%	CA	20.00	180	59,423.75	61,770.95	61,770.95
3(A)	0115710378	67,000.00	10.000%	CA	20.00	180	66,357.70	70,835.49	70,835.49
3(A)	0115718587	55,400.00	10.740%	NV	20.00	180	0.00	205.00	57,777.90
3(B)	0114417942	186,400.00	10.125%	CO	80.00	360	186,373.75	5,475.33	5,475.33
3(B)	0115067712	162,000.00	10.050%	MN	90.00	360	91,825.52	15,022.37	15,022.37
3(B)	0115072902	300,000.00	10.940%	MA	76.92	360	0.00	76.24	138,578.52
3(B)	0115091738	135,000.00	12.000%	NC	90.00	360	133,749.24	62,852.50	62,852.50
3(B)	0115092736	107,000.00	13.000%	TX	66.05	360	106,660.26	41,669.00	41,669.00
3(B)	0115118341	101,600.00	9.625%	MI	80.00	360	100,486.12	79,920.55	79,920.55
3(B)	0115118374	50,000.00	9.200%	MI	56.82	360	0.00	3.78	33,549.67
3(B)	0115119240	108,000.00	11.650%	MI	87.87	360	0.00	(39,806.08)	8,798.31
3(B)	0115119265	50,000.00	11.375%	MI	76.92	360	0.00	34.36	43,597.18
3(B)	0115570343	218,400.00	7.000%	MN	80.00	360	0.00	44.41	42,597.93
3(B)	0115660037	136,000.00	11.200%	FL	80.00	360	0.00	(10.00)	50.00
3(B)	0115663767	119,000.00	8.650%	CA	85.00	360	0.00	650.01	11,602.00
3(B)	0115677262	348,500.00	10.700%	CA	85.00	360	348,456.21	130,538.46	130,538.46
4(A)	0115196487	99,618.00	6.495%	IN	74.90	360	98,694.22	43,865.51	43,865.51
4(A)	0115674897	40,000.00	10.740%	MI	20.00	180	39,644.38	42,162.48	42,162.48
4(B)	0115056491	520,000.00	9.950%	CA	80.00	360	0.00	3,490.83	173,008.14
4(B)	0115061574	160,650.00	8.200%	OH	85.00	360	0.00	145.12	103,297.85
4(B)	0115068504	221,400.00	10.890%	MN	90.00	360	0.00	(7,529.40)	62,133.25
4(B)	0115074270	148,800.00	10.650%	NH	80.00	360	0.00	81.12	38,065.02
4(B)	0115097404	100,000.00	10.150%	TN	80.00	360	0.00	388.46	77,922.15
4(B)	0115691149	504,000.00	6.490%	CA	80.00	360	0.00	73.40	129,883.27
4(B)	0115691230	389,500.00	10.650%	NY	95.00	360	387,498.55	230,838.69	230,838.69
4(B)	0115694960	270,000.00	10.990%	MN	100.00	360	267,739.95	165,065.15	165,065.15
4(B)	0115705204	142,500.00	8.450%	IL	95.00	360	0.00	91,646.21	86,958.29
4(B)	0115706053	684,000.00	9.350%	IL	80.00	360	682,680.87	278,245.19	278,245.19
4(B)	0115719452	106,400.00	7.850%	UT	95.00	360	0.00	(32,523.76)	(4,997.72)
4(B)	0115720963	233,750.00	10.788%	NV	85.00	360	231,179.40	11,402.19	11,402.19
4(B)	0115721532	453,986.00	10.800%	CA	95.00	360	447,593.05	45,448.65	45,448.65

**Structured Asset Investment Loan Trust**  
**Mortgage Pass-Through Certificates**  
**Series 2005-5**

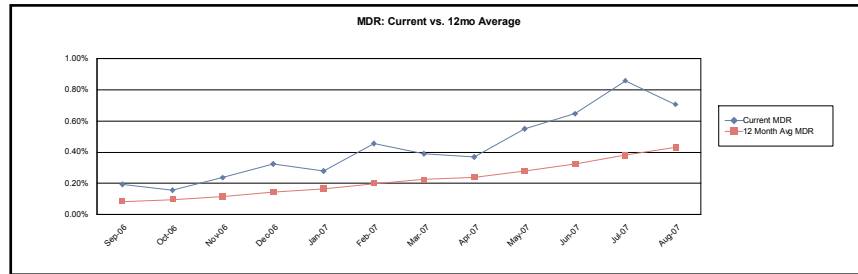
24-Aug-2007 10:36:01AM

**Realized Loss Report - Collateral**

**Summary**

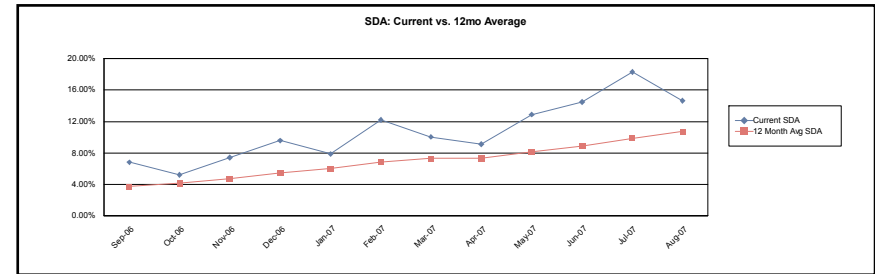
**MDR**

Current Month 0.707%  
3 Month Average 0.738%  
12 Month Average 0.431%



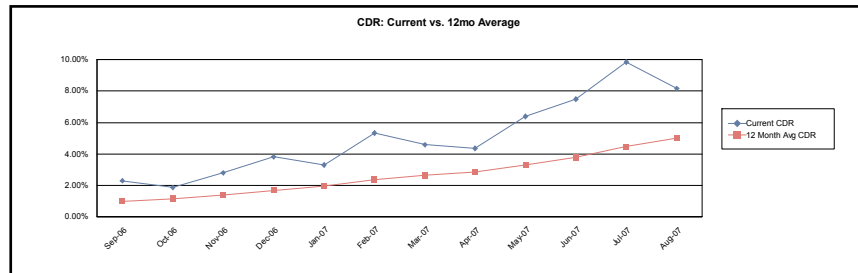
**SDA**

Current Month 14.663%  
3 Month Average 15.828%  
12 Month Average 10.730%



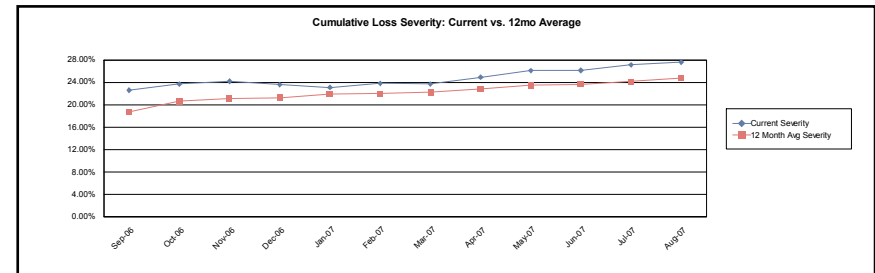
**CDR**

Current Month 8.166%  
3 Month Average 8.499%  
12 Month Average 5.026%



**Cumulative Loss Severity**

Current Month 27.626%  
3 Month Average 26.972%  
12 Month Average 24.732%



**Structured Asset Investment Loan Trust**  
**Mortgage Pass-Through Certificates**  
**Series 2005-5**

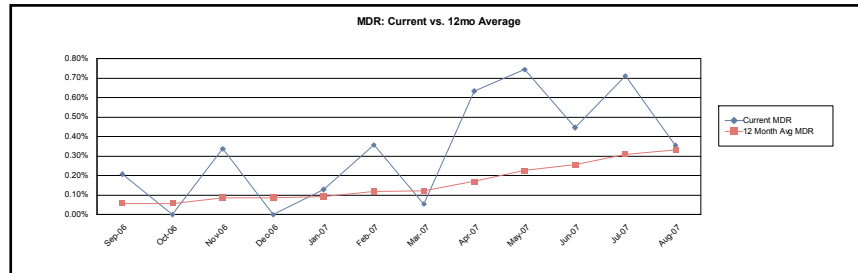
24-Aug-2007 10:36:01AM

**Realized Loss Report - Collateral**

**1(A)**

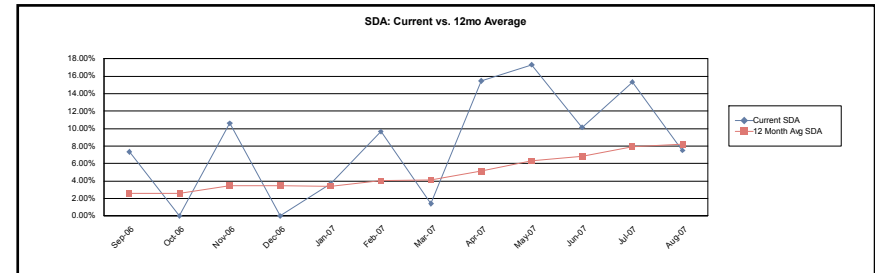
**MDR**

Current Month 0.355%  
3 Month Average 0.504%  
12 Month Average 0.331%



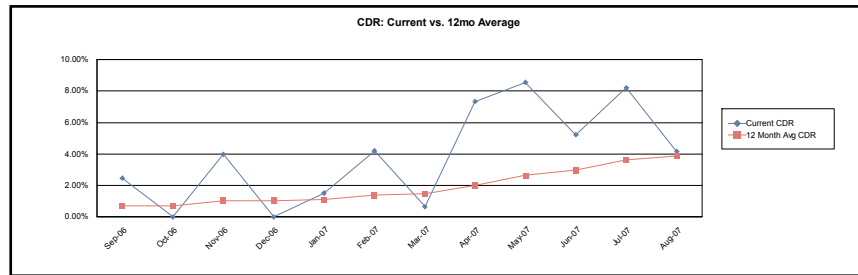
**SDA**

Current Month 7.517%  
3 Month Average 11.002%  
12 Month Average 8.210%



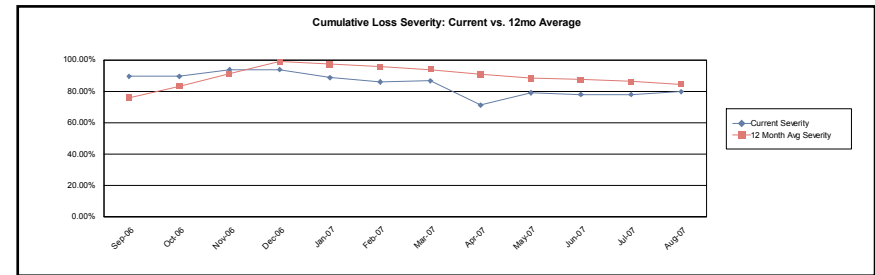
**CDR**

Current Month 4.174%  
3 Month Average 5.871%  
12 Month Average 3.863%



**Cumulative Loss Severity**

Current Month 79.800%  
3 Month Average 78.623%  
12 Month Average 84.580%



**Structured Asset Investment Loan Trust**  
**Mortgage Pass-Through Certificates**  
**Series 2005-5**

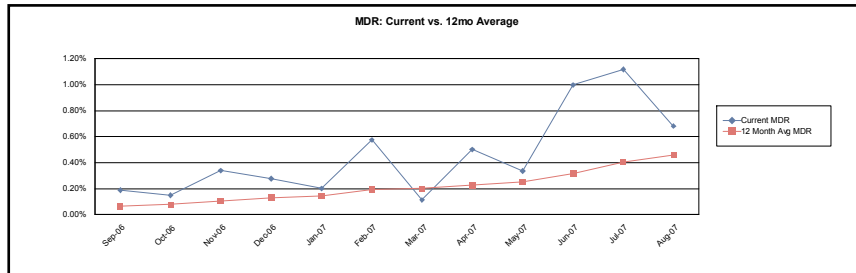
24-Aug-2007 10:36:01AM

**Realized Loss Report - Collateral**

**1(B)**

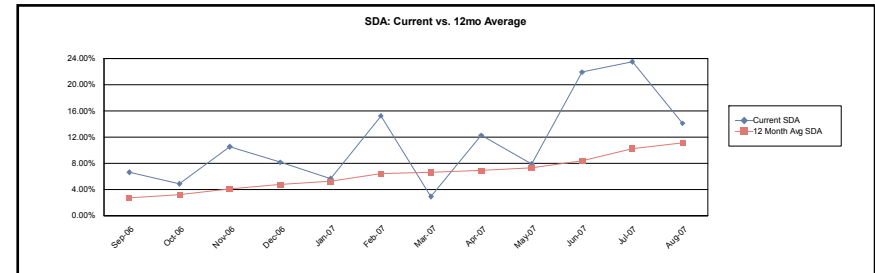
**MDR**

Current Month 0.681%  
3 Month Average 0.932%  
12 Month Average 0.456%



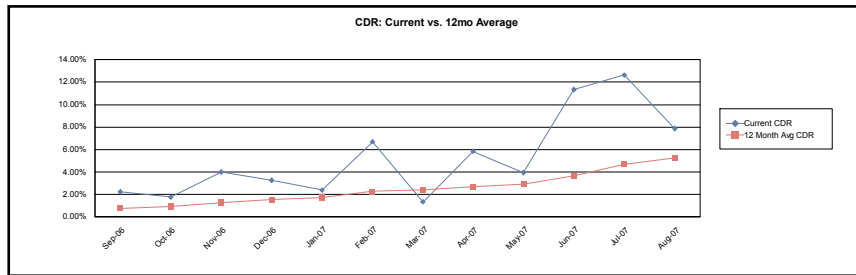
**SDA**

Current Month 14.149%  
3 Month Average 19.869%  
12 Month Average 11.184%



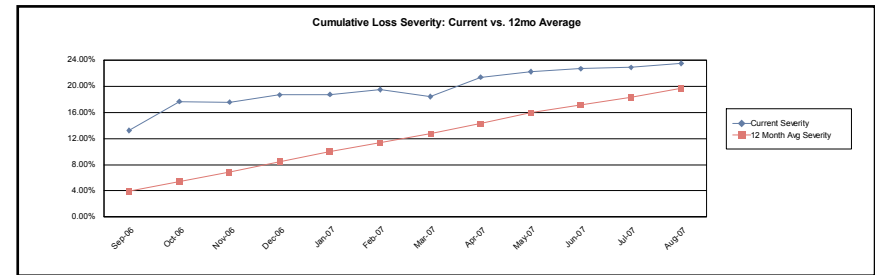
**CDR**

Current Month 7.875%  
3 Month Average 10.611%  
12 Month Average 5.279%



**Cumulative Loss Severity**

Current Month 23.486%  
3 Month Average 23.014%  
12 Month Average 19.699%



**Structured Asset Investment Loan Trust**  
**Mortgage Pass-Through Certificates**  
**Series 2005-5**

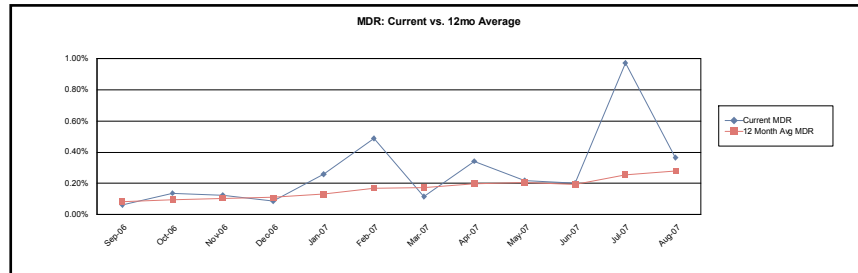
24-Aug-2007 10:36:01AM

**Realized Loss Report - Collateral**

**2(A)**

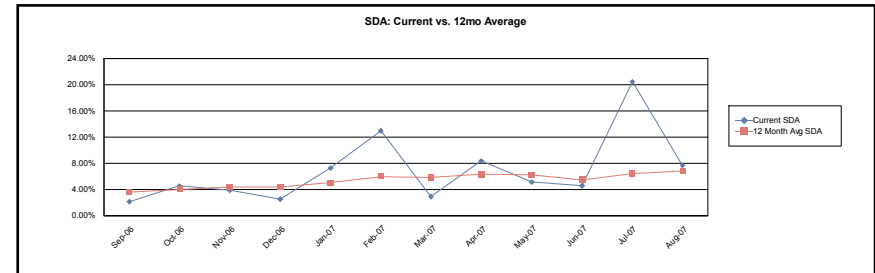
**MDR**

Current Month	0.367%
3 Month Average	0.514%
12 Month Average	0.281%



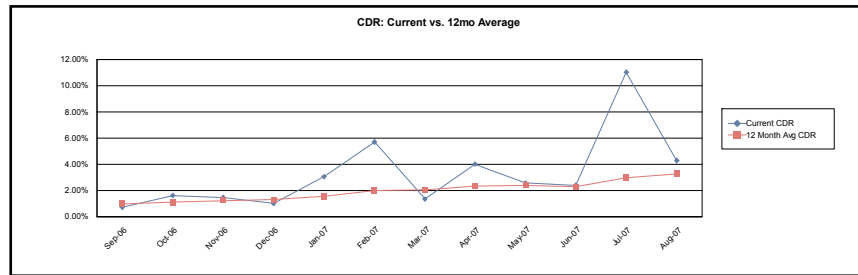
**SDA**

Current Month	7.704%
3 Month Average	10.934%
12 Month Average	6.913%



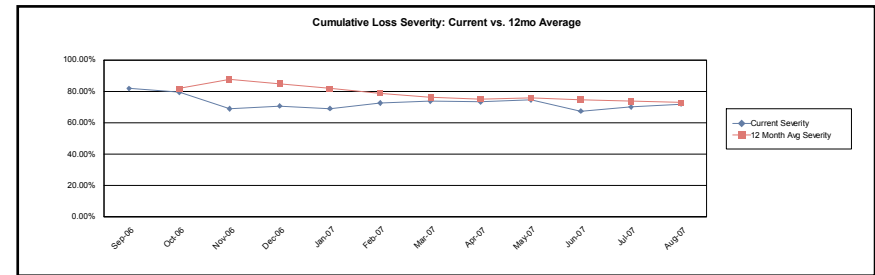
**CDR**

Current Month	4.314%
3 Month Average	5.925%
12 Month Average	3.289%



**Cumulative Loss Severity**

Current Month	71.961%
3 Month Average	69.834%
12 Month Average	72.849%



**Structured Asset Investment Loan Trust**  
**Mortgage Pass-Through Certificates**  
**Series 2005-5**

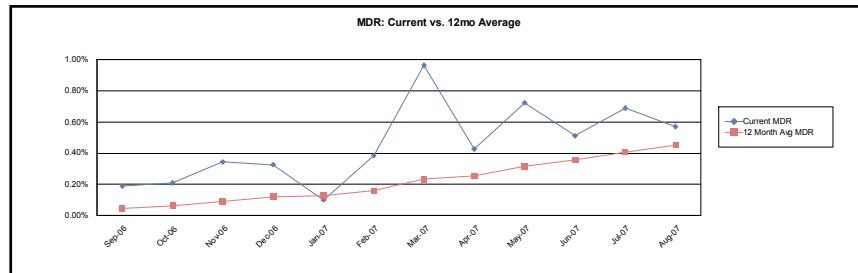
24-Aug-2007 10:36:01AM

**Realized Loss Report - Collateral**

**2(B)**

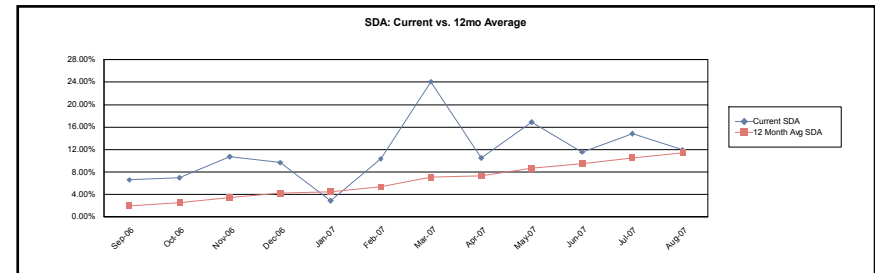
**MDR**

Current Month 0.570%  
3 Month Average 0.590%  
12 Month Average 0.453%



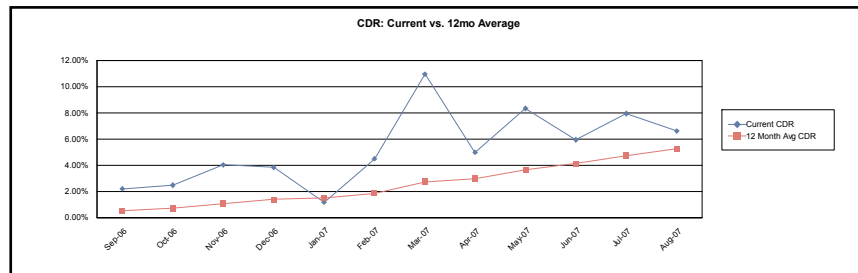
**SDA**

Current Month 11.940%  
3 Month Average 12.791%  
12 Month Average 11.427%



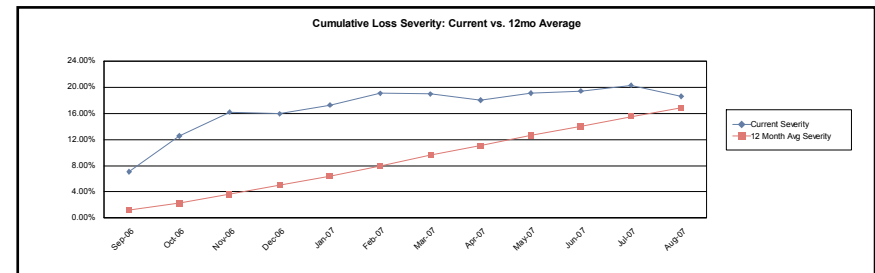
**CDR**

Current Month 6.634%  
3 Month Average 6.855%  
12 Month Average 5.272%



**Cumulative Loss Severity**

Current Month 18.610%  
3 Month Average 19.441%  
12 Month Average 16.874%





**Structured Asset Investment Loan Trust**  
**Mortgage Pass-Through Certificates**  
**Series 2005-5**

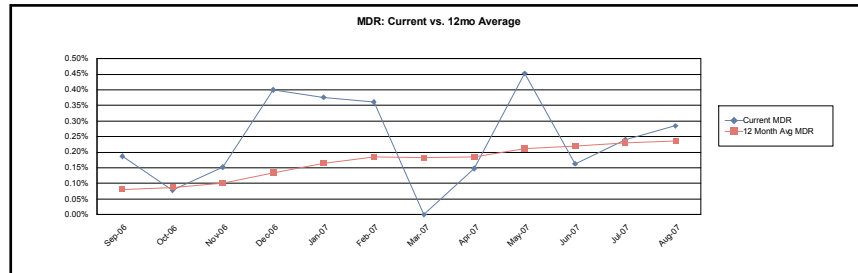
24-Aug-2007 10:36:01AM

**Realized Loss Report - Collateral**

**3(A)**

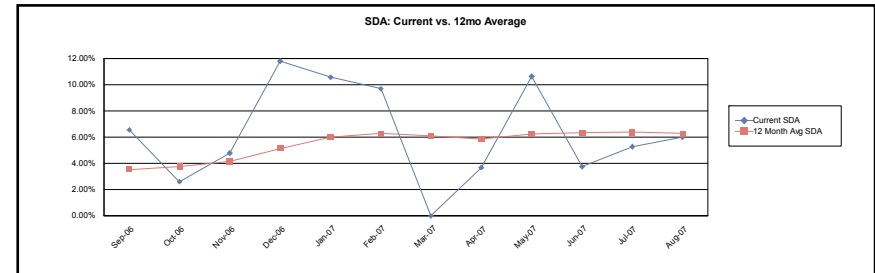
**MDR**

Current Month 0.284%  
3 Month Average 0.229%  
12 Month Average 0.237%



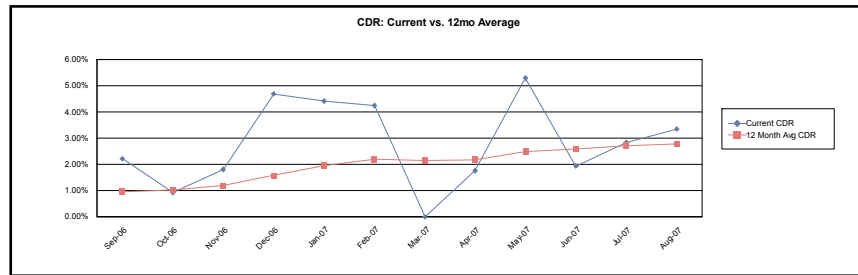
**SDA**

Current Month 6.025%  
3 Month Average 5.020%  
12 Month Average 6.291%



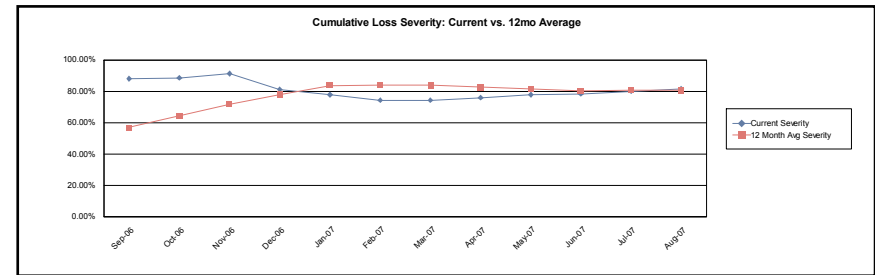
**CDR**

Current Month 3.361%  
3 Month Average 2.715%  
12 Month Average 2.796%



**Cumulative Loss Severity**

Current Month 81.602%  
3 Month Average 80.081%  
12 Month Average 80.851%



**Structured Asset Investment Loan Trust**  
**Mortgage Pass-Through Certificates**  
**Series 2005-5**

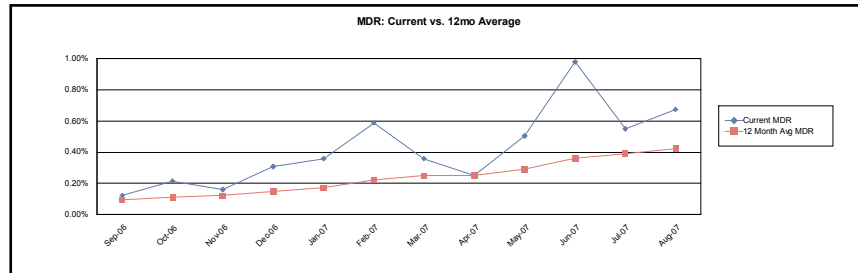
24-Aug-2007 10:36:01AM

**Realized Loss Report - Collateral**

**3(B)**

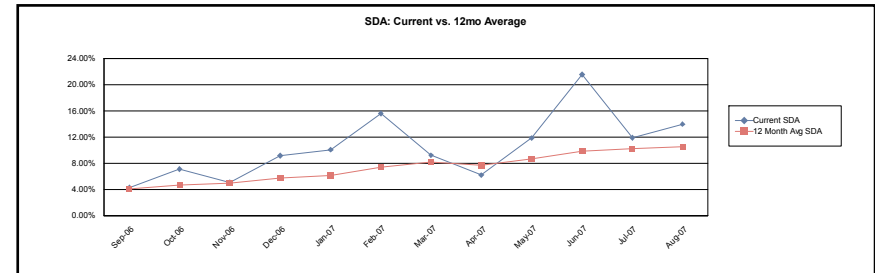
**MDR**

Current Month 0.674%  
3 Month Average 0.734%  
12 Month Average 0.423%



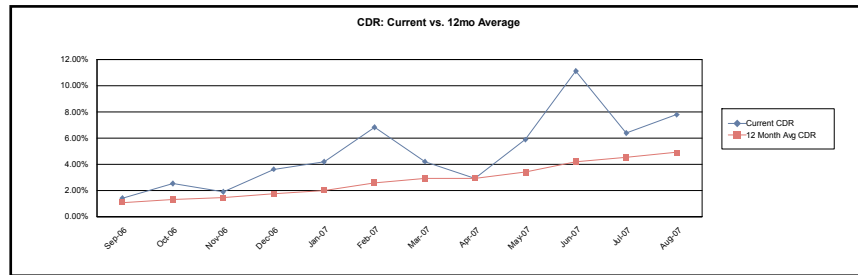
**SDA**

Current Month 14.014%  
3 Month Average 15.838%  
12 Month Average 10.538%



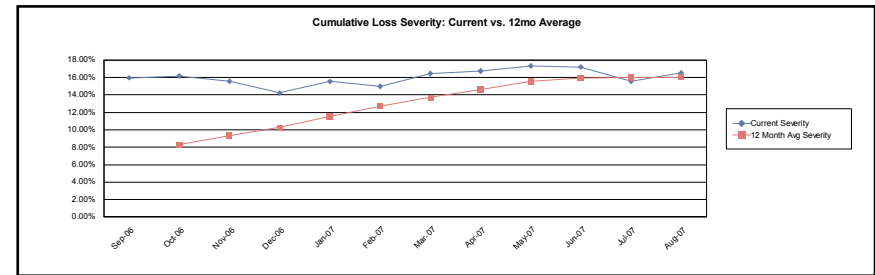
**CDR**

Current Month 7.797%  
3 Month Average 8.444%  
12 Month Average 4.923%



**Cumulative Loss Severity**

Current Month 16.537%  
3 Month Average 16.438%  
12 Month Average 16.024%



**Structured Asset Investment Loan Trust**  
**Mortgage Pass-Through Certificates**  
**Series 2005-5**

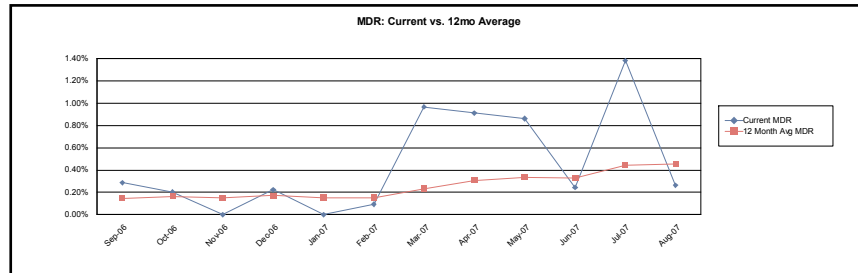
24-Aug-2007 10:36:01AM

**Realized Loss Report - Collateral**

4(A)

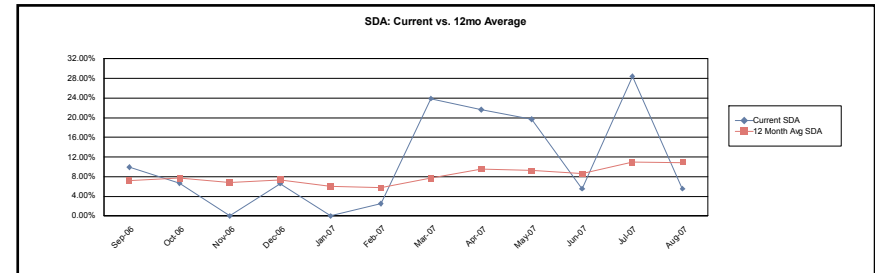
**MDR**

Current Month 0.264%  
3 Month Average 0.630%  
12 Month Average 0.453%



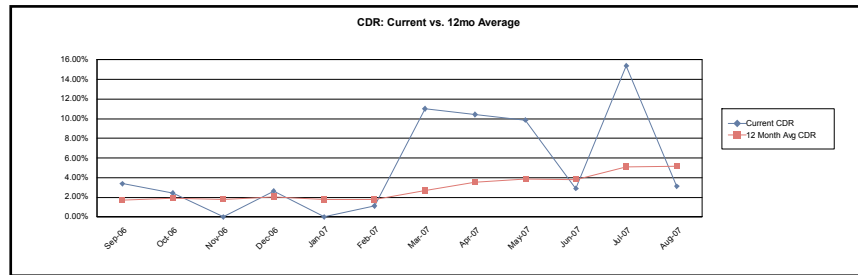
**SDA**

Current Month 5.566%  
3 Month Average 13.194%  
12 Month Average 10.884%



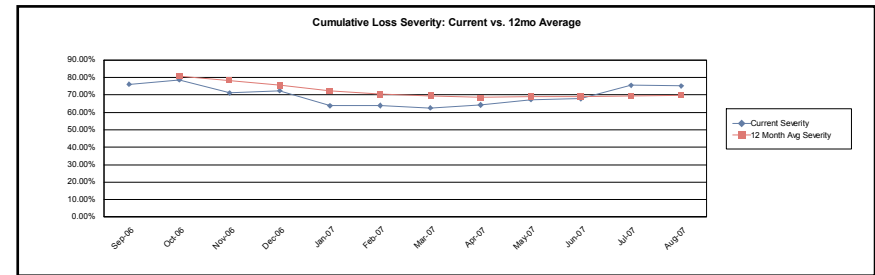
**CDR**

Current Month 3.121%  
3 Month Average 7.136%  
12 Month Average 5.190%



**Cumulative Loss Severity**

Current Month 75.140%  
3 Month Average 72.888%  
12 Month Average 69.905%



**Structured Asset Investment Loan Trust**  
**Mortgage Pass-Through Certificates**  
**Series 2005-5**

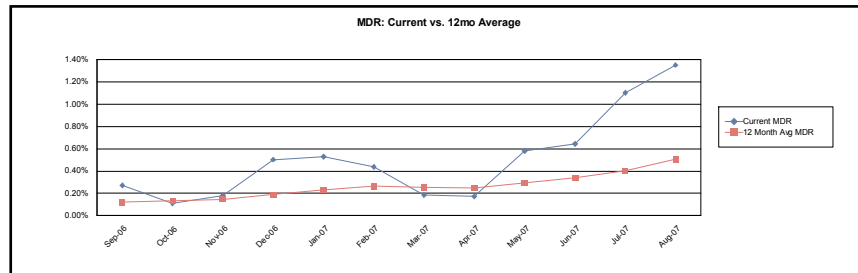
24-Aug-2007 10:36:01AM

**Realized Loss Report - Collateral**

**4(B)**

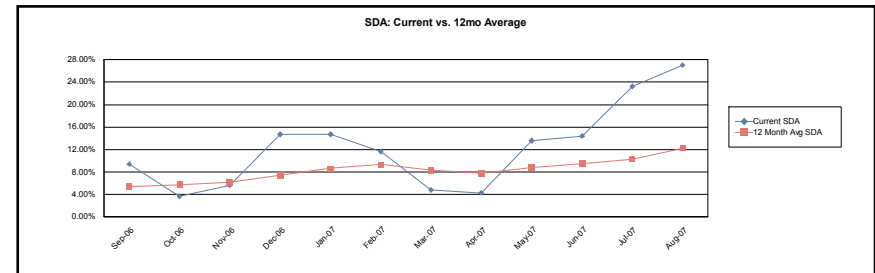
**MDR**

Current Month	1.352%
3 Month Average	1.033%
12 Month Average	0.506%



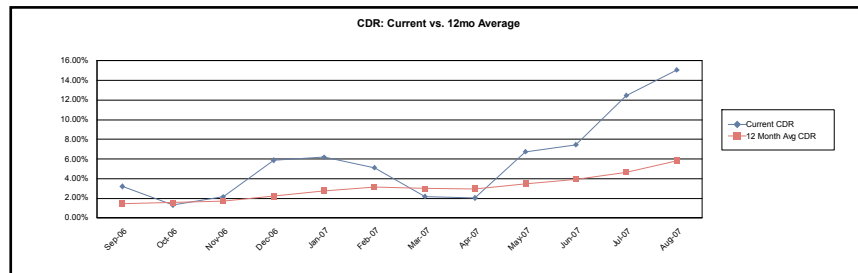
**SDA**

Current Month	27.060%
3 Month Average	21.577%
12 Month Average	12.268%



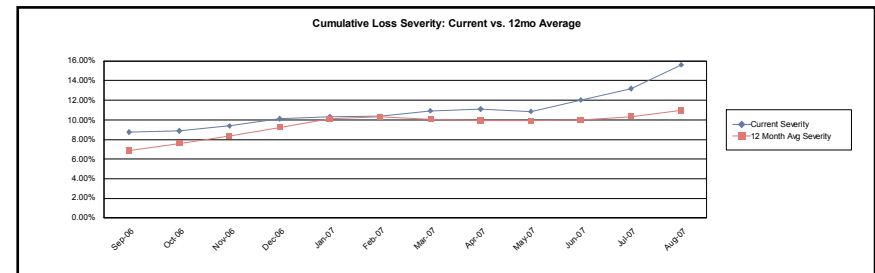
**CDR**

Current Month	15.067%
3 Month Average	11.666%
12 Month Average	5.819%



**Cumulative Loss Severity**

Current Month	15.615%
3 Month Average	13.613%
12 Month Average	10.967%



**Calculation Methodology:**

Monthly Default Rate (MDR):  $\text{sum}(\text{Beg Scheduled Balance of Liquidated Loans}) / \text{sum}(\text{Beg Scheduled Balance})$ .

Conditional Default Rate (CDR):  $1 - ((1 - \text{MDR})^{12})$

SDA Standard Default Assumption: If  $\text{WAS} \leq 30$  then  $\text{CDR} / (\text{WAS} * 0.02)$  else if  $30 < \text{WAS} \leq 60$  then  $\text{CDR} / 0.6$  else if  $60 < \text{WAS} \leq 120$  then  $\text{CDR} / (0.6 - ((\text{WAS} - 60) * 0.0095))$  else if  $\text{WAS} > 120$  then  $\text{CDR} / 0.03$

Cumulative Loss Severity:  $\text{Sum}(\text{Realized Losses}) / \text{Sum}(\text{Ending Actual Balance for loans that have experienced a loss})$ .

**Structured Asset Investment Loan Trust**  
**Mortgage Pass-Through Certificates**  
**Series 2005-5**

24-Aug-2007 10:36:01AM

**Prepayment Detail - Prepayments during Current Period**

Summary													
	Loans Paid in Full			Repurchased Loans			Substitution Loans			Liquidated Loans			Curtailments
	Count	Original Principal Balance	Current Scheduled Balance	Count	Original Principal Balance	Current Scheduled Balance	Count	Original Principal Balance	Current Scheduled Balance	Count	Original Principal Balance	Current Scheduled Balance	Curtailment Amount
1(A)	8	451,364.00	442,066.24	0	0.00	0.00	0	0.00	0.00	3	182,600.00	180,501.84	3,119.51
1(B)	45	7,473,846.00	7,338,364.63	0	0.00	0.00	0	0.00	0.00	7	974,662.00	956,344.45	3,482.57
2(A)	8	643,700.00	628,302.72	0	0.00	0.00	0	0.00	0.00	4	213,800.00	210,023.80	3,476.64
2(B)	32	6,009,475.00	5,935,695.80	0	0.00	0.00	0	0.00	0.00	7	1,023,600.00	1,015,502.24	8,002.05
3(A)	7	473,175.00	462,514.67	0	0.00	0.00	0	0.00	0.00	3	145,280.00	143,532.05	2,735.61
3(B)	32	5,287,468.00	5,191,722.08	0	0.00	0.00	0	0.00	0.00	6	1,040,500.00	964,099.46	(62,043.94)
4(A)	7	1,562,450.00	1,532,041.94	0	0.00	0.00	0	0.00	0.00	2	139,618.00	136,365.87	6,662.39
4(B)	23	10,363,500.00	10,165,918.81	1	423,000.00	414,634.31	0	0.00	0.00	5	2,031,236.00	1,987,294.25	(26,712.11)
<b>Total</b>	<b>162</b>	<b>32,264,978.00</b>	<b>31,696,626.89</b>	<b>1</b>	<b>423,000.00</b>	<b>414,634.31</b>	<b>0</b>	<b>0.00</b>	<b>0.00</b>	<b>37</b>	<b>5,751,296.00</b>	<b>5,593,663.96</b>	<b>(61,277.28)</b>

**Prepayment Loan Detail - Prepayments during Current Period**

Group	Loan Number	State	LTV at Origination	First Payment Date	Original Principal Balance	Prepayment Amount	PIF Type	Months Delinquent	Current Loan Rate	Original Term	Seasoning
1(A)	0115215543	FL	42.81	01-Apr-2005	80,484.00	78,586.99	Loan Paid in Full	0	7.510%	360	28
1(A)	0115481004	WA	20.00	01-Mar-2005	36,000.00	35,082.51	Loan Paid in Full	0	8.250%	360	29
1(A)	0115494098	MA	20.00	01-Mar-2005	67,400.00	66,464.14	Liquidation	5	10.000%	360	29
1(A)	0115669335	CA	20.00	01-May-2005	52,200.00	51,688.71	Liquidation	10	11.700%	180	27
1(A)	0115670937	CA	20.00	01-May-2005	53,980.00	53,064.99	Loan Paid in Full	0	9.000%	180	27
1(A)	0115671166	CA	20.00	01-Apr-2005	63,000.00	62,260.82	Liquidation	5	10.740%	180	28
1(A)	0115674137	CO	20.00	01-May-2005	33,520.00	33,128.37	Loan Paid in Full	0	10.850%	180	27
1(A)	0115698672	CA	63.33	01-Apr-2005	152,000.00	147,578.55	Loan Paid in Full	9	6.350%	360	28
1(A)	0115717720	UT	20.00	01-May-2005	35,400.00	35,007.04	Loan Paid in Full	0	11.100%	180	27
1(A)	0115718892	UT	20.00	01-May-2005	30,980.00	30,538.07	Loan Paid in Full	0	9.900%	180	27
1(A)	0115728867	AZ	20.00	01-May-2005	29,000.00	28,719.01	Loan Paid in Full	0	11.750%	180	27
1(B)	0115061004	GA	75.00	01-Mar-2005	119,475.00	116,753.85	Liquidation	9	12.300%	360	29
1(B)	0115071672	CT	65.02	01-Mar-2005	216,500.00	212,801.10	Loan Paid in Full	10	11.990%	360	29
1(B)	0115073314	RI	80.00	01-Mar-2005	239,200.00	239,084.69	Loan Paid in Full	0	9.790%	360	29
1(B)	0115075046	AZ	85.00	01-Mar-2005	212,500.00	207,662.28	Loan Paid in Full	0	10.400%	360	29
1(B)	0115075814	AK	90.00	01-Feb-2005	162,000.00	159,151.25	Loan Paid in Full	0	11.875%	360	30
1(B)	0115077190	FL	68.97	01-Mar-2005	60,000.00	58,937.47	Loan Paid in Full	0	11.650%	360	29
1(B)	0115077232	AL	80.00	01-Mar-2005	86,800.00	84,761.25	Loan Paid in Full	0	10.200%	360	29
1(B)	0115079410	MA	71.52	01-Mar-2005	118,000.00	115,534.35	Loan Paid in Full	2	10.800%	360	29

**Structured Asset Investment Loan Trust**  
**Mortgage Pass-Through Certificates**  
**Series 2005-5**

24-Aug-2007 10:36:01AM

**Prepayment Loan Detail - Prepayments during Current Period**

Group	Loan Number	State	LTV at Origination	First Payment Date	Original Principal Balance	Prepayment Amount	PIF Type	Months Delinquent	Current Loan Rate	Original Term	Seasoning
1(B)	0115080178	PA	80.00	01-Mar-2005	150,400.00	150,091.41	Loan Paid in Full	(1)	8.350%	360	29
1(B)	0115089351	NY	61.18	01-Feb-2005	260,000.00	251,885.29	Loan Paid in Full	0	9.750%	360	30
1(B)	0115094864	FL	55.19	01-Mar-2005	85,000.00	82,772.86	Loan Paid in Full	0	9.990%	360	29
1(B)	0115102469	NY	28.16	01-Mar-2005	145,000.00	141,596.70	Loan Paid in Full	0	10.190%	360	29
1(B)	0115112013	VT	90.00	01-Mar-2005	134,550.00	130,810.05	Loan Paid in Full	0	6.800%	360	29
1(B)	0115117384	PA	85.00	01-Mar-2005	196,350.00	191,484.42	Loan Paid in Full	0	9.950%	360	29
1(B)	0115117921	IA	95.00	01-Mar-2005	76,000.00	74,779.27	Liquidation	18	11.750%	360	29
1(B)	0115200610	FL	80.00	01-Mar-2005	141,600.00	138,022.07	Loan Paid in Full	0	9.870%	360	29
1(B)	0115204554	FL	78.92	01-Mar-2005	217,042.00	210,221.76	Loan Paid in Full	0	8.885%	360	29
1(B)	0115206013	FL	80.00	01-Mar-2005	280,000.00	273,182.03	Loan Paid in Full	0	9.995%	360	29
1(B)	0115206310	GA	69.76	01-Mar-2005	293,000.00	286,058.61	Loan Paid in Full	0	10.375%	360	29
1(B)	0115211534	CA	80.00	01-Mar-2005	304,000.00	303,844.17	Loan Paid in Full	0	9.120%	360	29
1(B)	0115217820	FL	80.00	01-Apr-2005	172,000.00	167,615.15	Loan Paid in Full	0	9.625%	360	28
1(B)	0115656464	CA	80.00	01-May-2005	87,502.00	87,502.00	Loan Paid in Full	0	9.740%	360	27
1(B)	0115665572	IN	80.00	01-May-2005	106,800.00	104,864.35	Loan Paid in Full	0	11.375%	360	27
1(B)	0115668980	CA	63.95	01-Apr-2005	243,000.00	236,244.13	Loan Paid in Full	1	8.350%	360	28
1(B)	0115670093	CA	90.00	01-May-2005	234,000.00	228,768.09	Loan Paid in Full	0	10.200%	360	27
1(B)	0115670911	CA	80.00	01-May-2005	215,920.00	215,920.00	Loan Paid in Full	0	8.400%	360	27
1(B)	0115673568	NM	80.00	01-May-2005	70,400.00	68,884.41	Loan Paid in Full	(1)	10.400%	360	27
1(B)	0115674939	MI	95.00	01-May-2005	56,050.00	54,745.53	Loan Paid in Full	0	9.990%	360	27
1(B)	0115683997	TX	90.00	01-May-2005	81,900.00	80,487.36	Liquidation	5	10.650%	360	27
1(B)	0115688434	NV	100.00	01-May-2005	88,000.00	87,950.11	Liquidation	18	11.000%	360	27
1(B)	0115688715	NV	80.00	01-May-2005	276,000.00	268,876.86	Loan Paid in Full	0	9.450%	360	27
1(B)	0115689028	NV	70.97	01-May-2005	110,000.00	107,654.34	Loan Paid in Full	0	10.450%	360	27
1(B)	0115691057	CA	80.00	01-May-2005	197,600.00	197,587.02	Loan Paid in Full	0	9.050%	360	27
1(B)	0115693988	MN	95.00	01-May-2005	228,000.00	227,815.41	Loan Paid in Full	0	9.840%	360	27
1(B)	0115695140	MN	95.00	01-Apr-2005	172,567.00	170,177.36	Liquidation	23	10.875%	360	28
1(B)	0115701377	CA	66.22	01-May-2005	149,000.00	145,033.48	Loan Paid in Full	0	9.350%	360	27
1(B)	0115703001	PA	70.97	01-May-2005	110,000.00	106,698.23	Loan Paid in Full	0	8.650%	360	27
1(B)	0115704314	IL	90.00	01-May-2005	270,000.00	264,088.69	Loan Paid in Full	0	7.700%	360	27
1(B)	0115704504	IL	80.00	01-May-2005	303,920.00	296,153.37	Liquidation	24	6.850%	360	27
1(B)	0115704785	IL	70.00	01-May-2005	140,000.00	136,160.00	Loan Paid in Full	2	9.100%	360	27
1(B)	0115705790	IL	85.00	01-May-2005	131,750.00	127,661.97	Loan Paid in Full	0	8.900%	360	27
1(B)	0115706756	AZ	88.00	01-Apr-2005	145,112.00	142,185.25	Loan Paid in Full	0	9.990%	360	28
1(B)	0115707523	AZ	88.00	01-May-2005	111,320.00	108,992.23	Loan Paid in Full	0	10.875%	360	27
1(B)	0115708810	WA	95.00	01-May-2005	159,125.00	155,754.88	Loan Paid in Full	(1)	7.850%	360	27
1(B)	0115710667	CA	62.02	01-May-2005	162,500.00	162,499.99	Loan Paid in Full	0	9.975%	360	27
1(B)	0115712416	IL	95.00	01-May-2005	142,405.00	138,594.20	Loan Paid in Full	0	6.600%	360	27
1(B)	0115713281	AZ	90.00	01-May-2005	166,500.00	163,597.57	Loan Paid in Full	4	10.600%	360	27
1(B)	0115716516	CA	46.67	01-May-2005	126,000.00	122,448.43	Loan Paid in Full	0	8.950%	360	27

**Structured Asset Investment Loan Trust**  
**Mortgage Pass-Through Certificates**  
**Series 2005-5**

Contact: Customer Service - CTSLink  
Wells Fargo Bank, N.A.  
Securities Administration Services  
7485 New Horizon Way  
Frederick, MD 21703  
www.ctslink.com  
Telephone: (301) 815-6600  
Fax: (301) 815-6660

24-Aug-2007 10:36:01AM

**Prepayment Loan Detail - Prepayments during Current Period**

Group	Loan Number	State	LTV at Origination	First Payment Date	Original Principal Balance	Prepayment Amount	PIF Type	Months Delinquent	Current Loan Rate	Original Term	Seasoning
1(B)	0115717217	CA	48.81	01-May-2005	82,000.00	82,000.00	Loan Paid in Full	0	8.350%	360	27
1(B)	0115718876	UT	80.00	01-May-2005	123,920.00	123,920.00	Loan Paid in Full	1	10.150%	360	27
1(B)	0115719106	UT	80.00	01-May-2005	132,800.00	129,477.76	Liquidation	13	9.600%	360	27
1(B)	0115720104	CA	50.00	01-May-2005	155,000.00	150,833.15	Loan Paid in Full	0	6.575%	360	27
2(A)	0115081051	PA	74.93	01-Mar-2005	144,600.00	141,037.69	Loan Paid in Full	0	7.450%	360	29
2(A)	0115084055	MI	90.00	01-Mar-2005	100,800.00	98,912.54	Liquidation	12	8.490%	360	29
2(A)	0115105975	TX	80.00	01-Mar-2005	82,000.00	80,424.47	Loan Paid in Full	2	8.750%	360	29
2(A)	0115191041	PA	72.46	01-Mar-2005	50,000.00	48,034.26	Loan Paid in Full	0	6.380%	360	29
2(A)	0115492613	WA	20.00	01-Feb-2005	50,000.00	48,901.52	Loan Paid in Full	0	8.250%	360	30
2(A)	0115576720	TX	41.42	01-Apr-2005	70,000.00	68,054.17	Loan Paid in Full	0	7.050%	360	28
2(A)	0115676850	CA	20.00	01-May-2005	45,100.00	44,473.57	Loan Paid in Full	0	10.000%	180	27
2(A)	0115677163	CA	20.00	01-May-2005	96,000.00	92,422.25	Loan Paid in Full	0	11.100%	240	27
2(A)	0115680688	CT	20.00	01-May-2005	40,000.00	39,600.41	Liquidation	6	10.990%	180	27
2(A)	0115685257	TX	20.00	01-May-2005	25,000.00	24,085.86	Liquidation	5	9.990%	240	27
2(A)	0115688517	NV	20.00	01-May-2005	48,000.00	47,263.72	Liquidation	9	9.500%	180	27
2(A)	0115690364	CA	20.00	01-May-2005	106,000.00	104,372.69	Loan Paid in Full	0	9.500%	180	27
2(B)	0030219083	CA	80.00	01-May-2005	254,400.00	254,400.00	Liquidation	1	9.750%	360	27
2(B)	0030327613	MN	80.00	01-Apr-2005	156,800.00	156,799.99	Liquidation	14	6.625%	360	28
2(B)	0030336390	CA	77.35	01-Apr-2005	345,000.00	344,999.99	Loan Paid in Full	0	9.250%	360	28
2(B)	0030354054	CO	80.00	01-Apr-2005	95,200.00	95,128.77	Loan Paid in Full	0	6.625%	360	28
2(B)	0115054710	CA	80.00	01-Feb-2005	222,400.00	221,759.66	Loan Paid in Full	0	9.375%	360	30
2(B)	0115055493	CA	51.62	01-Mar-2005	191,000.00	191,000.00	Loan Paid in Full	0	9.500%	360	29
2(B)	0115061673	KY	90.00	01-Mar-2005	58,500.00	57,453.42	Loan Paid in Full	0	11.800%	360	29
2(B)	0115062424	OH	95.00	01-Mar-2005	50,350.00	49,559.93	Loan Paid in Full	1	14.125%	360	29
2(B)	0115065633	KS	78.16	01-Mar-2005	161,000.00	157,731.00	Loan Paid in Full	(1)	10.990%	360	29
2(B)	0115075632	WA	65.00	01-Feb-2005	169,000.00	168,965.02	Loan Paid in Full	0	8.625%	360	30
2(B)	0115079519	VT	95.00	01-Mar-2005	320,150.00	312,492.62	Loan Paid in Full	0	10.090%	360	29
2(B)	0115079857	PA	65.00	01-Mar-2005	156,000.00	154,326.93	Liquidation	11	13.375%	360	29
2(B)	0115084618	SC	83.39	01-Feb-2005	150,100.00	147,253.83	Loan Paid in Full	0	11.250%	360	30
2(B)	0115088148	CO	80.00	01-Mar-2005	104,000.00	104,000.00	Liquidation	13	8.850%	360	29
2(B)	0115091068	NC	80.00	01-Feb-2005	109,600.00	107,080.75	Liquidation	11	10.375%	360	30
2(B)	0115111171	MA	85.00	01-Mar-2005	425,000.00	424,930.56	Loan Paid in Full	0	9.400%	360	29
2(B)	0115115149	VA	59.56	01-Mar-2005	260,000.00	254,873.34	Loan Paid in Full	0	11.100%	360	29
2(B)	0115209660	GA	80.00	01-Mar-2005	107,200.00	107,200.00	Liquidation	19	11.010%	360	29
2(B)	0115218760	IL	64.48	01-Apr-2005	285,000.00	278,383.20	Loan Paid in Full	0	10.125%	360	28
2(B)	0115572877	MN	80.00	01-Apr-2005	135,600.00	131,496.75	Liquidation	18	8.700%	360	28
2(B)	0115573271	FL	76.32	01-Mar-2005	202,250.00	197,283.53	Loan Paid in Full	1	9.950%	360	29
2(B)	0115656670	CA	90.00	01-May-2005	232,200.00	227,928.29	Loan Paid in Full	0	11.000%	360	27
2(B)	0115661969	IL	95.00	01-May-2005	61,750.00	60,429.38	Loan Paid in Full	(1)	7.800%	360	27
2(B)	0115666422	MO	83.44	01-Apr-2005	75,100.00	73,897.20	Loan Paid in Full	1	11.875%	360	28

**Structured Asset Investment Loan Trust**  
**Mortgage Pass-Through Certificates**  
**Series 2005-5**

Contact: Customer Service - CTSLink  
Wells Fargo Bank, N.A.  
Securities Administration Services  
7485 New Horizon Way  
Frederick, MD 21703  
www.ctslink.com  
Telephone: (301) 815-6600  
Fax: (301) 815-6660

24-Aug-2007 10:36:01AM

**Prepayment Loan Detail - Prepayments during Current Period**

Group	Loan Number	State	LTV at Origination	First Payment Date	Original Principal Balance	Prepayment Amount	PIF Type	Months Delinquent	Current Loan Rate	Original Term	Seasoning
2(B)	0115670572	CA	80.00	01-May-2005	312,000.00	312,000.00	Loan Paid in Full	0	10.450%	360	27
2(B)	0115674053	AZ	89.66	01-May-2005	234,000.00	227,180.39	Loan Paid in Full	0	9.000%	360	27
2(B)	0115676843	CA	80.00	01-May-2005	180,400.00	175,118.16	Loan Paid in Full	(1)	8.740%	360	27
2(B)	0115685141	TX	90.00	01-May-2005	36,000.00	31,790.81	Loan Paid in Full	(1)	11.000%	360	27
2(B)	0115685372	TX	95.00	01-May-2005	57,000.00	55,980.32	Loan Paid in Full	0	11.000%	360	27
2(B)	0115688483	NV	74.39	01-May-2005	183,750.00	178,057.72	Loan Paid in Full	0	11.100%	360	27
2(B)	0115689382	CA	75.00	01-May-2005	240,000.00	240,000.00	Loan Paid in Full	0	6.250%	360	27
2(B)	0115692204	FL	95.00	01-May-2005	158,555.00	155,393.01	Loan Paid in Full	0	10.800%	360	27
2(B)	0115696684	MN	68.33	01-May-2005	143,500.00	140,746.56	Loan Paid in Full	0	11.000%	360	27
2(B)	0115701773	NV	80.00	01-May-2005	252,000.00	246,993.37	Loan Paid in Full	2	10.850%	360	27
2(B)	0115717712	UT	80.00	01-May-2005	141,600.00	141,600.00	Loan Paid in Full	0	9.600%	360	27
2(B)	0115721151	CA	80.00	01-Apr-2005	336,000.00	336,000.00	Loan Paid in Full	0	8.700%	360	28
2(B)	0115721854	CA	80.00	01-May-2005	228,000.00	227,900.00	Loan Paid in Full	0	9.100%	360	27
2(B)	0115728503	AZ	90.00	01-May-2005	86,670.00	85,230.25	Loan Paid in Full	0	11.625%	360	27
2(B)	0115728859	AZ	80.00	01-May-2005	116,000.00	116,000.00	Loan Paid in Full	0	9.340%	360	27
3(A)	0115061046	GA	80.00	01-Mar-2005	104,800.00	102,644.85	Loan Paid in Full	(1)	8.400%	360	29
3(A)	0115574923	AZ	20.00	01-Apr-2005	21,300.00	20,905.74	Loan Paid in Full	0	8.750%	180	28
3(A)	0115575516	TX	20.00	01-Apr-2005	18,280.00	18,045.72	Liquidation	5	9.990%	180	28
3(A)	0115656472	CA	20.00	01-May-2005	21,875.00	20,960.21	Loan Paid in Full	0	10.000%	240	27
3(A)	0115698193	CA	20.00	01-May-2005	60,000.00	59,264.12	Liquidation	5	9.990%	180	27
3(A)	0115710378	CA	20.00	01-May-2005	67,000.00	66,143.29	Liquidation	5	10.000%	180	27
3(A)	0115718629	UT	20.00	01-May-2005	28,800.00	28,293.56	Loan Paid in Full	0	9.240%	180	27
3(A)	0115721334	CA	66.67	01-Apr-2005	200,000.00	194,054.88	Loan Paid in Full	0	6.250%	360	28
3(A)	0115721862	CA	20.00	01-May-2005	57,000.00	56,277.24	Loan Paid in Full	0	10.450%	180	27
3(A)	0115726390	FL	20.00	01-May-2005	39,400.00	38,962.80	Loan Paid in Full	0	11.100%	180	27
3(B)	0018347617	WA	66.67	01-Oct-2004	90,000.00	89,972.81	Loan Paid in Full	0	7.250%	360	34
3(B)	0030202238	GA	85.00	01-May-2005	146,200.00	142,725.27	Loan Paid in Full	0	9.875%	360	27
3(B)	0030324891	CA	62.66	01-Mar-2005	292,000.00	291,997.66	Loan Paid in Full	0	7.200%	360	29
3(B)	0030464770	CO	80.00	01-May-2005	97,408.00	95,097.50	Loan Paid in Full	(1)	7.250%	360	27
3(B)	0030543946	FL	66.67	01-Jun-2005	300,000.00	291,770.77	Loan Paid in Full	4	6.250%	360	27
3(B)	0035211044	UT	80.00	01-Jun-2005	135,200.00	131,939.91	Loan Paid in Full	0	8.750%	360	27
3(B)	0114417942	CO	80.00	01-Feb-2005	186,400.00	186,373.75	Liquidation	9	10.125%	360	30
3(B)	0115062135	MI	80.00	01-Mar-2005	144,000.00	140,346.53	Loan Paid in Full	0	9.625%	360	29
3(B)	0115062986	FL	95.00	01-Mar-2005	78,850.00	77,575.88	Loan Paid in Full	0	11.875%	360	29
3(B)	0115067712	MN	90.00	01-Mar-2005	162,000.00	91,180.30	Liquidation	15	10.050%	360	29
3(B)	0115071151	CT	80.00	01-Mar-2005	191,200.00	186,286.30	Loan Paid in Full	0	9.625%	360	29
3(B)	0115079030	NY	90.00	01-Mar-2005	55,620.00	54,334.24	Loan Paid in Full	0	10.350%	360	29
3(B)	0115080855	PA	70.00	01-Mar-2005	60,900.00	60,107.77	Loan Paid in Full	0	13.250%	360	29
3(B)	0115086241	NY	78.16	01-Mar-2005	340,000.00	331,369.64	Loan Paid in Full	0	7.290%	360	29
3(B)	0115086324	NJ	100.00	01-Mar-2005	167,000.00	162,184.03	Loan Paid in Full	0	9.140%	360	29



**Structured Asset Investment Loan Trust**  
**Mortgage Pass-Through Certificates**  
**Series 2005-5**

Contact: Customer Service - CTSLink  
Wells Fargo Bank, N.A.  
Securities Administration Services  
7485 New Horizon Way  
Frederick, MD 21703  
www.ctslink.com  
Telephone: (301) 815-6600  
Fax: (301) 815-6660

24-Aug-2007 10:36:01AM

**Prepayment Loan Detail - Prepayments during Current Period**

Group	Loan Number	State	LTV at Origination	First Payment Date	Original Principal Balance	Prepayment Amount	PIF Type	Months Delinquent	Current Loan Rate	Original Term	Seasoning
3(B)	0115089872	NY	75.00	01-Mar-2005	202,500.00	199,706.88	Loan Paid in Full	17	12.900%	360	29
3(B)	0115091456	NC	80.00	01-Mar-2005	110,000.00	106,407.11	Loan Paid in Full	0	8.490%	360	29
3(B)	0115091738	NC	90.00	01-Mar-2005	135,000.00	132,766.84	Liquidation	11	12.000%	360	29
3(B)	0115092595	TX	80.00	01-Mar-2005	77,760.00	76,462.98	Loan Paid in Full	0	11.375%	360	29
3(B)	0115092736	TX	66.05	01-Mar-2005	107,000.00	105,553.90	Liquidation	20	13.000%	360	29
3(B)	0115099574	ID	80.00	01-Mar-2005	193,600.00	189,962.78	Loan Paid in Full	0	10.750%	360	29
3(B)	0115116592	IN	80.00	01-Mar-2005	58,400.00	57,132.00	Loan Paid in Full	0	10.600%	360	29
3(B)	0115118341	MI	80.00	01-Mar-2005	101,600.00	98,978.00	Liquidation	15	9.625%	360	29
3(B)	0115658627	MD	80.00	01-May-2005	92,800.00	92,800.00	Loan Paid in Full	0	6.500%	360	27
3(B)	0115659757	FL	90.00	01-May-2005	151,200.00	148,293.36	Loan Paid in Full	9	10.990%	360	27
3(B)	0115663163	CA	77.85	01-May-2005	450,000.00	437,315.55	Loan Paid in Full	0	8.950%	360	27
3(B)	0115674129	CO	80.00	01-May-2005	134,080.00	134,080.00	Loan Paid in Full	0	9.450%	360	27
3(B)	0115677262	CA	85.00	01-May-2005	348,500.00	348,456.21	Liquidation	13	10.700%	360	27
3(B)	0115692329	FL	89.73	01-May-2005	196,500.00	192,467.06	Loan Paid in Full	0	10.650%	360	27
3(B)	0115702722	NY	90.00	01-May-2005	126,000.00	123,971.74	Loan Paid in Full	0	11.000%	360	27
3(B)	0115707317	AZ	80.00	01-May-2005	103,200.00	100,914.29	Loan Paid in Full	0	10.250%	360	27
3(B)	0115707663	AZ	80.00	01-May-2005	124,000.00	123,958.85	Loan Paid in Full	0	9.600%	360	27
3(B)	0115708885	OR	95.00	01-May-2005	290,700.00	283,950.81	Loan Paid in Full	0	10.000%	360	27
3(B)	0115712200	IL	80.00	01-May-2005	106,000.00	103,185.41	Loan Paid in Full	(1)	10.300%	360	27
3(B)	0115721417	CA	75.00	01-May-2005	281,250.00	275,587.42	Loan Paid in Full	0	10.750%	360	27
3(B)	0115723835	MO	100.00	01-May-2005	153,000.00	149,207.75	Loan Paid in Full	0	9.650%	360	27
3(B)	0115726382	FL	80.00	01-May-2005	157,600.00	157,600.00	Loan Paid in Full	0	10.340%	360	27
3(B)	0115728073	AZ	95.00	01-May-2005	180,500.00	180,400.00	Loan Paid in Full	0	10.250%	360	27
4(A)	0115103004	NY	79.87	01-Mar-2005	463,250.00	449,394.74	Loan Paid in Full	0	6.400%	360	29
4(A)	0115108078	CA	80.00	01-Mar-2005	387,200.00	387,200.00	Loan Paid in Full	(1)	5.990%	360	29
4(A)	0115196420	GA	20.00	01-Mar-2005	99,000.00	97,357.81	Loan Paid in Full	0	10.365%	180	29
4(A)	0115196487	IN	74.90	01-Mar-2005	99,618.00	96,690.19	Liquidation	17	6.495%	360	29
4(A)	0115670580	CA	20.00	01-May-2005	78,000.00	77,123.55	Loan Paid in Full	0	11.200%	180	27
4(A)	0115674897	MI	20.00	01-May-2005	40,000.00	39,551.31	Liquidation	5	10.740%	180	27
4(A)	0115679474	CA	72.12	01-May-2005	375,000.00	363,297.79	Loan Paid in Full	0	5.750%	360	27
4(A)	0115712218	IL	20.00	01-May-2005	26,500.00	26,196.68	Loan Paid in Full	0	10.950%	180	27
4(A)	0115726622	FL	75.00	01-May-2005	133,500.00	130,303.14	Loan Paid in Full	0	7.200%	360	27
4(B)	0019624360	NY	80.00	01-Jun-2005	920,000.00	902,497.45	Loan Paid in Full	0	10.000%	360	27
4(B)	0030068696	TX	78.43	01-Mar-2005	400,000.00	388,415.26	Loan Paid in Full	0	10.375%	360	29
4(B)	0115064701	VA	89.29	01-Feb-2005	500,000.00	385,777.79	Loan Paid in Full	3	11.990%	360	30
4(B)	0115082968	CA	85.00	01-Mar-2005	361,250.00	351,222.93	Loan Paid in Full	0	9.290%	360	29
4(B)	0115102576	NY	83.00	01-Mar-2005	361,050.00	361,050.00	Loan Paid in Full	1	9.250%	360	29
4(B)	0115104309	CA	95.00	01-Feb-2005	475,000.00	474,388.76	Loan Paid in Full	0	9.150%	360	30
4(B)	0115212805	CA	80.00	01-Mar-2005	448,000.00	448,000.00	Loan Paid in Full	0	8.750%	360	29
4(B)	0115213076	CA	80.00	01-Mar-2005	492,000.00	491,886.84	Loan Paid in Full	0	8.760%	360	29

**Structured Asset Investment Loan Trust**  
**Mortgage Pass-Through Certificates**  
**Series 2005-5**

Contact: Customer Service - CTSLink  
Wells Fargo Bank, N.A.  
Securities Administration Services  
7485 New Horizon Way  
Frederick, MD 21703  
www.ctslink.com  
Telephone: (301) 815-6600  
Fax: (301) 815-6660

24-Aug-2007 10:36:01AM

**Prepayment Loan Detail - Prepayments during Current Period**

Group	Loan Number	State	LTV at Origination	First Payment Date	Original Principal Balance	Prepayment Amount	PIF Type	Months Delinquent	Current Loan Rate	Original Term	Seasoning
4(B)	0115213316	CA	80.00	01-Mar-2005	524,000.00	524,000.00	Loan Paid in Full	0	8.620%	360	29
4(B)	0115219115	GA	80.00	01-Mar-2005	396,000.00	395,904.67	Loan Paid in Full	0	8.750%	360	29
4(B)	0115572372	AZ	80.00	01-Apr-2005	85,200.00	83,117.14	Loan Paid in Full	0	9.850%	360	28
4(B)	0115667602	CA	95.00	01-May-2005	370,500.00	370,368.36	Loan Paid in Full	0	9.500%	360	27
4(B)	0115673154	TX	90.00	01-May-2005	423,000.00	414,294.72	Repurchase	12	8.000%	360	27
4(B)	0115677155	CA	80.00	01-May-2005	384,000.00	383,984.28	Loan Paid in Full	0	10.100%	360	27
4(B)	0115680068	CA	66.67	01-May-2005	400,000.00	389,892.77	Loan Paid in Full	0	9.575%	360	27
4(B)	0115689697	CA	90.00	01-May-2005	495,000.00	495,000.00	Loan Paid in Full	0	10.100%	360	27
4(B)	0115690356	CA	80.00	01-May-2005	424,000.00	412,993.27	Loan Paid in Full	0	9.400%	360	27
4(B)	0115690992	CA	85.00	01-May-2005	527,000.00	515,547.28	Loan Paid in Full	0	10.350%	360	27
4(B)	0115691230	NY	95.00	01-May-2005	389,500.00	381,506.09	Liquidation	18	10.650%	360	27
4(B)	0115694960	MN	100.00	01-Apr-2005	270,000.00	264,685.92	Liquidation	14	10.990%	360	28
4(B)	0115701716	CA	83.33	01-May-2005	375,000.00	375,000.00	Loan Paid in Full	0	9.450%	360	27
4(B)	0115706053	IL	80.00	01-May-2005	684,000.00	666,031.91	Liquidation	23	9.350%	360	27
4(B)	0115709776	CA	90.00	01-May-2005	427,500.00	426,842.43	Loan Paid in Full	0	9.800%	360	27
4(B)	0115710022	CA	90.00	01-May-2005	414,000.00	404,006.22	Loan Paid in Full	0	9.990%	360	27
4(B)	0115716839	CA	85.00	01-May-2005	714,000.00	713,999.83	Loan Paid in Full	0	8.990%	360	27
4(B)	0115720963	NV	85.00	01-May-2005	233,750.00	229,077.92	Liquidation	10	10.788%	360	27
4(B)	0115721532	CA	95.00	01-May-2005	453,986.00	444,932.82	Liquidation	6	10.800%	360	27
4(B)	0115722043	CA	90.00	01-May-2005	450,000.00	449,984.80	Loan Paid in Full	0	9.300%	360	27
4(B)	0115724791	CA	80.00	01-May-2005	420,000.00	419,904.24	Loan Paid in Full	0	9.650%	360	27

**Structured Asset Investment Loan Trust**  
**Mortgage Pass-Through Certificates**  
**Series 2005-5**

24-Aug-2007 10:36:01AM

**Prepayment Rates**

**Summary**

**SMM**

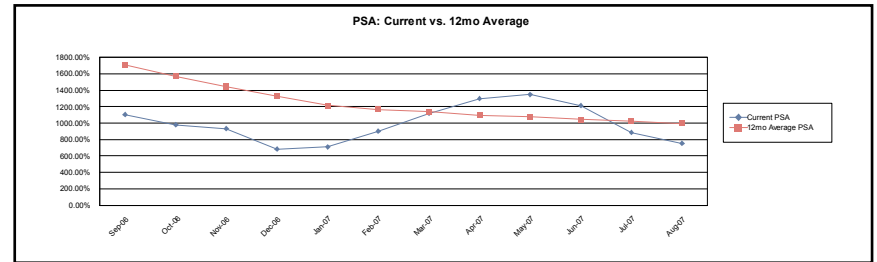
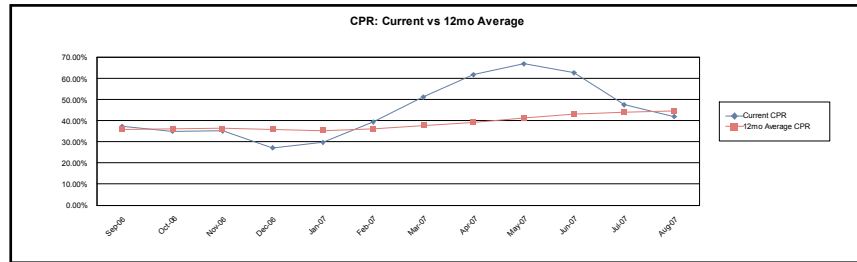
Current Month 4.432%  
3 Month Average 5.852%  
12 Month Average 6.492%

**CPR**

Current Month 41.960%  
3 Month Average 50.733%  
12 Month Average 44.662%

**PSA**

Current Month 753.499%  
3 Month Average 950.645%  
12 Month Average 993.454%



**1(A)**

**SMM**

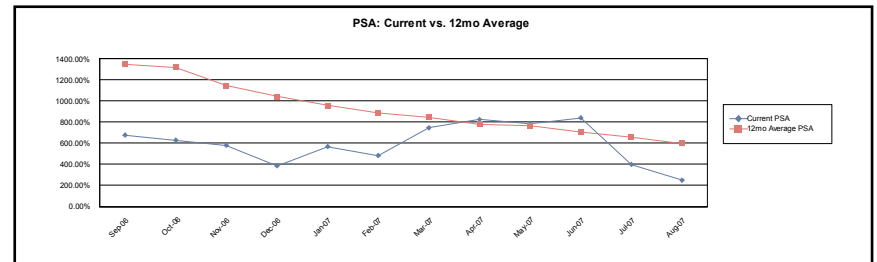
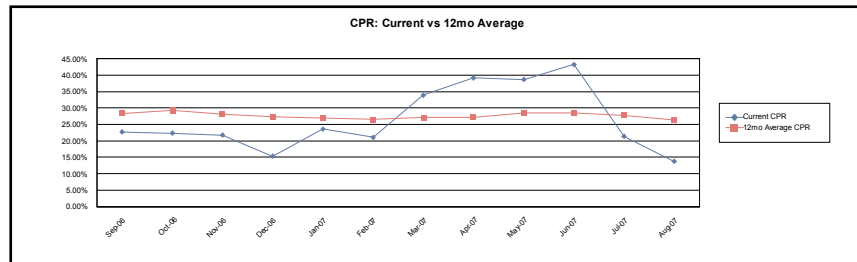
Current Month 1.230%  
3 Month Average 2.607%  
12 Month Average 3.238%

**CPR**

Current Month 13.799%  
3 Month Average 26.125%  
12 Month Average 26.404%

**PSA**

Current Month 248.537%  
3 Month Average 495.477%  
12 Month Average 596.856%



**Structured Asset Investment Loan Trust**  
**Mortgage Pass-Through Certificates**  
**Series 2005-5**

24-Aug-2007 10:36:01AM

**Prepayment Rates**

**1(B)**

**SMM**

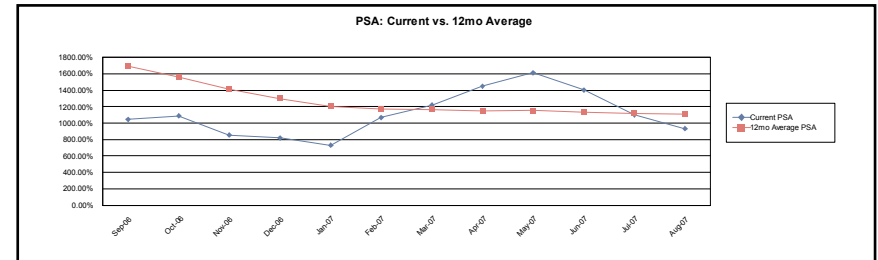
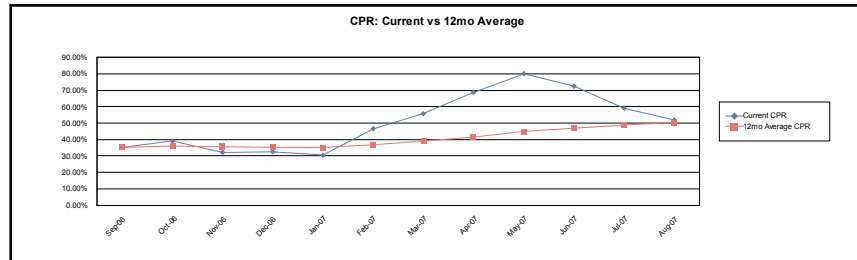
Current Month 5.911%  
3 Month Average 7.756%  
12 Month Average 8.086%

**CPR**

Current Month 51.867%  
3 Month Average 61.119%  
12 Month Average 50.351%

**PSA**

Current Month 931.840%  
3 Month Average 1,144.683%  
12 Month Average 1,109.616%



**2(A)**

**SMM**

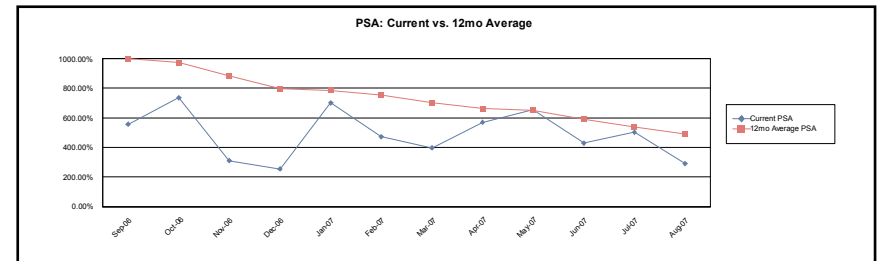
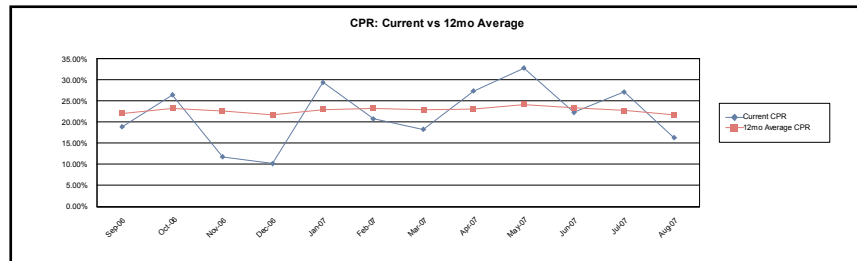
Current Month 1.471%  
3 Month Average 2.048%  
12 Month Average 2.567%

**CPR**

Current Month 16.287%  
3 Month Average 21.875%  
12 Month Average 21.785%

**PSA**

Current Month 290.861%  
3 Month Average 406.809%  
12 Month Average 489.416%



**Structured Asset Investment Loan Trust**  
**Mortgage Pass-Through Certificates**  
**Series 2005-5**

24-Aug-2007 10:36:01AM

**Prepayment Rates**

**2(B)**

**SMM**

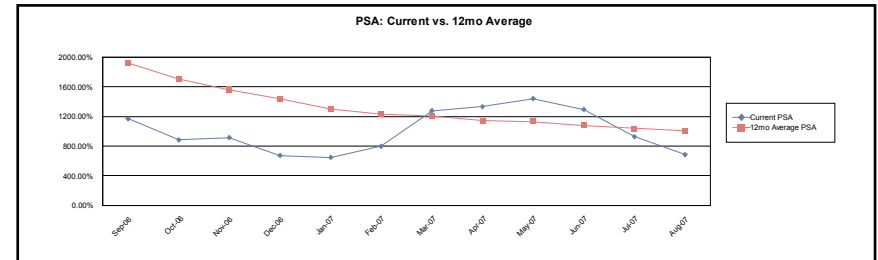
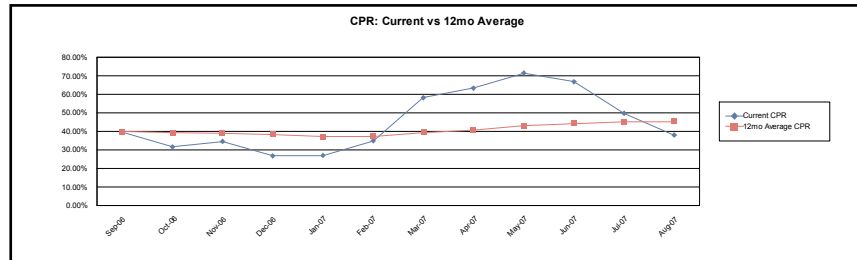
Current Month 3.909%  
3 Month Average 6.088%  
12 Month Average 6.734%

**CPR**

Current Month 38.029%  
3 Month Average 51.526%  
12 Month Average 45.139%

**PSA**

Current Month 684.483%  
3 Month Average 969.400%  
12 Month Average 1,003.725%



**3(A)**

**SMM**

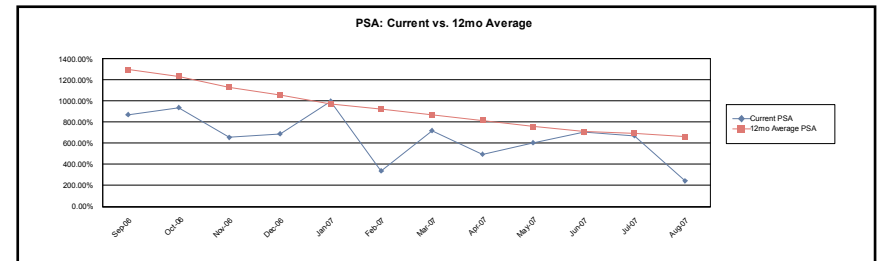
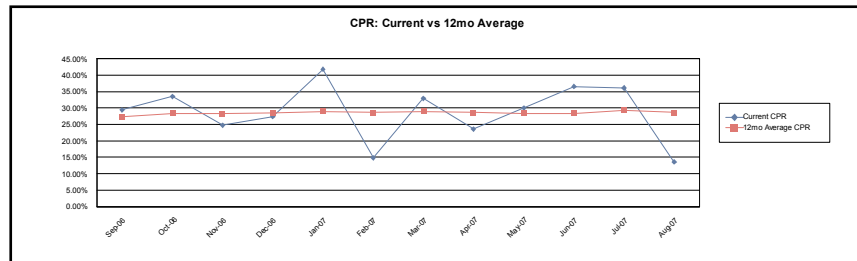
Current Month 1.207%  
3 Month Average 2.860%  
12 Month Average 3.541%

**CPR**

Current Month 13.558%  
3 Month Average 28.710%  
12 Month Average 28.690%

**PSA**

Current Month 243.068%  
3 Month Average 539.513%  
12 Month Average 660.200%



**Structured Asset Investment Loan Trust**  
**Mortgage Pass-Through Certificates**  
**Series 2005-5**

24-Aug-2007 10:36:01AM

**Prepayment Rates**

**3(B)**

**SMM**

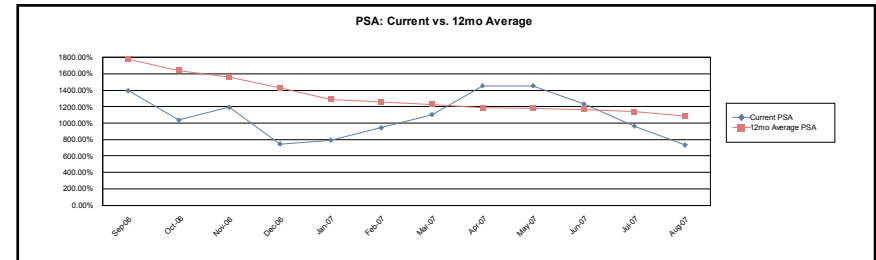
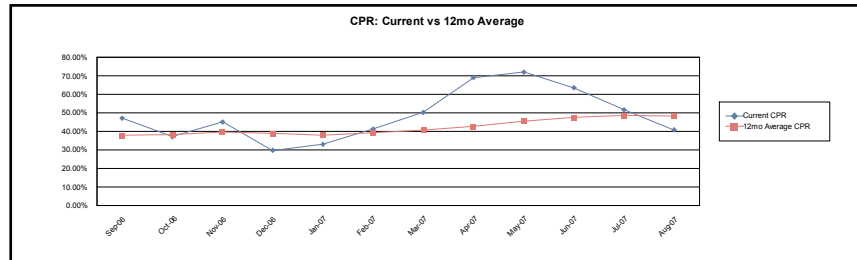
Current Month 4.261%  
3 Month Average 6.069%  
12 Month Average 7.148%

**CPR**

Current Month 40.701%  
3 Month Average 51.967%  
12 Month Average 48.358%

**PSA**

Current Month 731.500%  
3 Month Average 975.171%  
12 Month Average 1,086.602%



**4(A)**

**SMM**

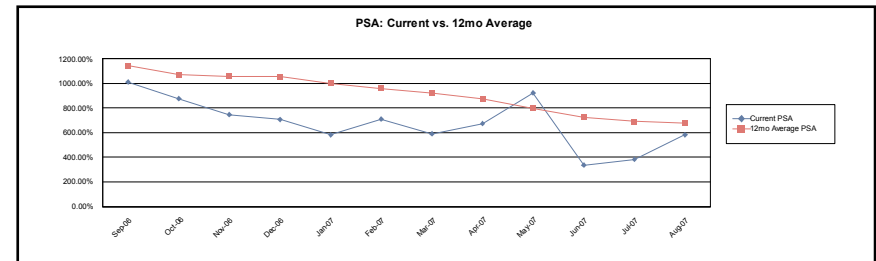
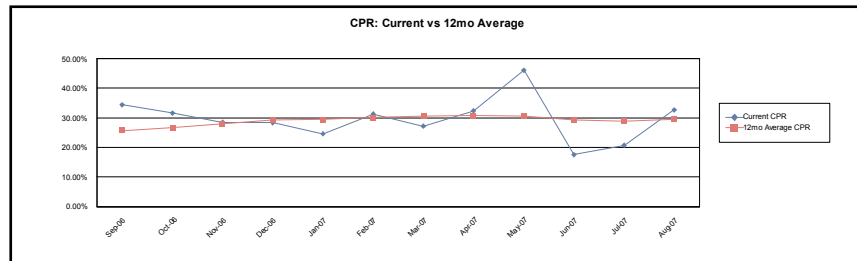
Current Month 3.242%  
3 Month Average 2.250%  
12 Month Average 3.484%

**CPR**

Current Month 32.668%  
3 Month Average 23.631%  
12 Month Average 29.606%

**PSA**

Current Month 582.582%  
3 Month Average 433.925%  
12 Month Average 676.270%



**Structured Asset Investment Loan Trust**  
**Mortgage Pass-Through Certificates**  
**Series 2005-5**

24-Aug-2007 10:36:01AM

**Prepayment Rates**

**4(B)**

**SMM**

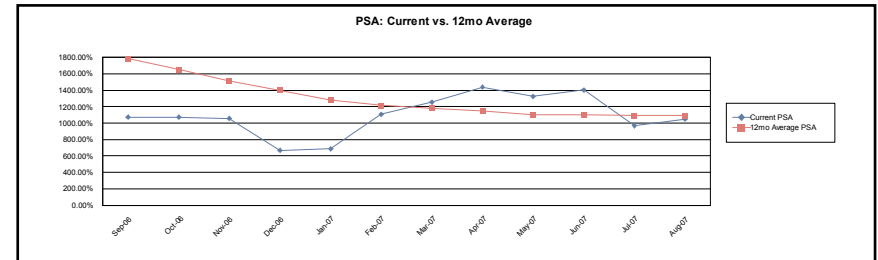
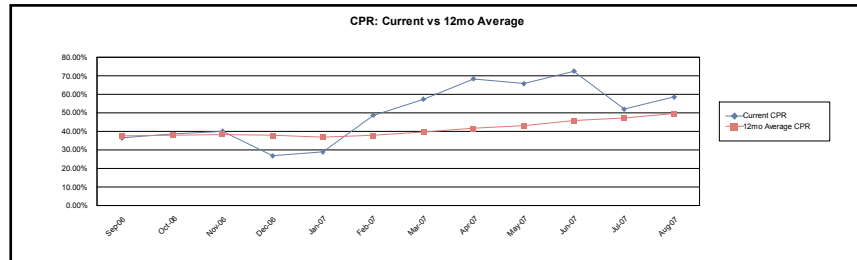
Current Month	7.058%
3 Month Average	7.730%
12 Month Average	7.797%

**CPR**

Current Month	58.451%
3 Month Average	60.981%
12 Month Average	49.480%

**PSA**

Current Month	1,049.742%
3 Month Average	1,140.399%
12 Month Average	1,091.136%



**Calculation Methodology:**

Single Month Mortality (SMM): (Partial and full prepayments + Repurchases) / (Beginning Scheduled Balance - Scheduled Principal)

Conditional PrePayment Rate (CPR):  $1 - ((1 - SMM)^{12})$

PSA Standard Prepayment Model:  $100 * CPR / (0.2 * \text{MIN}(30, \text{WAS}))$

Weighted Average Seasoning (WAS):  $\text{sum}((\text{Original Term} - \text{Remaining Term}) * (\text{Current Scheduled Balance} / \text{Deal Scheduled Principal Balance}))$

**Structured Asset Investment Loan Trust**  
**Mortgage Pass-Through Certificates**  
**Series 2005-5**

Contact: Customer Service - CTSLink  
Wells Fargo Bank, N.A.  
Securities Administration Services  
7485 New Horizon Way  
Frederick, MD 21703  
www.ctslink.com  
Telephone: (301) 815-6600  
Fax: (301) 815-6660

<b>Modifications</b>						
Loan Number	Beginning Scheduled Balance	Current Scheduled Balance	Prior Rate	Modified Rate	Prior Payment	Modified Payment
<b>No Modifications this Period</b>						

<b>Substitutions</b>							
<u>Loans Repurchased</u>				<u>Loans Substituted</u>			
Loan Number	Current Scheduled Balance	Current Rate	Current Payment	Loan Number	Current Scheduled Balance	Current Rate	Current Payment
<b>No Substitutions this Period</b>							



**Structured Asset Investment Loan Trust**  
**Mortgage Pass-Through Certificates**  
**Series 2005-5**

Contact: Customer Service - CTSLink  
Wells Fargo Bank, N.A.  
Securities Administration Services  
7485 New Horizon Way  
Frederick, MD 21703  
www.ctslink.com  
Telephone: (301) 815-6600  
Fax: (301) 815-6660

<b>Repurchases Due to Breaches</b>				
Loan Number	Beginning Scheduled Balance	Payoff Balance	Current Rate	Current Payment
<b>No Repurchases Due to Breaches this Period</b>				

<b>Repurchases Due To Other</b>				
Loan Number	Beginning Scheduled Balance	Payoff Balance	Current Rate	Current Payment
0115673154	414,634.31	414,294.72	8.000%	3,103.82
Totals	414,634.31	414,294.72		

**Structured Asset Investment Loan Trust**  
**Mortgage Pass-Through Certificates**  
**Series 2005-5**

Contact: Customer Service - CTSLink  
Wells Fargo Bank, N.A.  
Securities Administration Services  
7485 New Horizon Way  
Frederick, MD 21703  
www.ctslink.com  
Telephone: (301) 815-6600  
Fax: (301) 815-6660

24-Aug-2007 10:36:01AM

**Interest Rate Stratification**

Current Interest Rate Range (%)	Summary			1(A)			1(B)		
	Number Of Loans	Outstanding Scheduled Balance(\$)	Percentage Of Balance(%)	Number Of Loans	Outstanding Scheduled Balance(\$)	Percentage Of Balance(%)	Number Of Loans	Outstanding Scheduled Balance(\$)	Percentage Of Balance(%)
< 5.000	2	423,828.82	0.052	0	0.00	0.000	0	0.00	0.000
5.000 5.499	30	7,437,517.24	0.917	1	114,214.16	0.227	9	1,766,251.62	1.338
5.500 5.999	280	68,570,042.11	8.452	40	7,267,147.98	14.472	33	6,788,154.84	5.142
6.000 6.499	297	62,465,198.41	7.700	45	7,561,958.66	15.059	28	4,995,056.59	3.784
6.500 6.999	441	83,705,878.63	10.318	72	10,886,856.57	21.680	53	9,024,676.62	6.836
7.000 7.499	247	41,568,819.95	5.124	35	4,802,597.35	9.564	41	6,321,185.52	4.788
7.500 7.999	308	49,219,089.27	6.067	39	4,210,346.62	8.384	25	3,585,220.04	2.716
8.000 8.499	215	37,647,651.61	4.640	25	2,598,571.75	5.175	24	4,216,730.77	3.194
8.500 8.999	397	76,936,318.66	9.483	33	3,121,658.74	6.216	74	14,292,901.37	10.827
9.000 9.499	440	78,232,986.92	9.643	34	2,135,528.29	4.253	81	14,750,189.42	11.173
9.500 9.999	612	92,174,372.79	11.361	45	2,354,943.29	4.690	143	22,924,336.49	17.365
10.000 10.499	467	64,839,451.04	7.992	50	2,116,571.65	4.215	103	15,363,614.01	11.638
10.500 10.999	606	78,804,505.32	9.714	39	1,732,257.24	3.450	110	15,090,194.88	11.431
11.000 11.499	356	36,998,333.38	4.560	25	1,058,168.41	2.107	50	5,921,486.13	4.485
11.500 11.999	181	18,704,471.83	2.306	7	255,308.32	0.508	43	4,710,561.51	3.568
12.000 12.499	68	6,413,489.73	0.791	0	0.00	0.000	12	1,000,817.12	0.758
12.500 12.999	34	3,658,770.10	0.451	0	0.00	0.000	8	810,489.53	0.614
>= 13.000	32	3,486,341.59	0.430	0	0.00	0.000	5	452,286.45	0.343
Total	5,013	811,287,067.40	100.000	490	50,216,129.03	100.000	842	132,014,152.91	100.000

**Structured Asset Investment Loan Trust**  
**Mortgage Pass-Through Certificates**  
**Series 2005-5**

Contact: Customer Service - CTSLink  
Wells Fargo Bank, N.A.  
Securities Administration Services  
7485 New Horizon Way  
Frederick, MD 21703  
www.ctslink.com  
Telephone: (301) 815-6600  
Fax: (301) 815-6660

24-Aug-2007 10:36:01AM

**Interest Rate Stratification**

Current Interest Rate Range (%)	2(A)			2(B)			3(A)		
	Number Of Loans	Outstanding Scheduled Balance(\$)	Percentage Of Balance(%)	Number Of Loans	Outstanding Scheduled Balance(\$)	Percentage Of Balance(%)	Number Of Loans	Outstanding Scheduled Balance(\$)	Percentage Of Balance(%)
< 5.000	0	0.00	0.000	0	0.00	0.000	0	0.00	0.000
5.000 5.499	1	319,475.19	0.567	9	2,141,482.09	1.252	0	0.00	0.000
5.500 5.999	33	7,559,600.26	13.415	52	11,343,820.47	6.633	30	5,724,923.24	11.497
6.000 6.499	40	8,150,406.65	14.463	49	9,494,469.59	5.552	50	9,064,663.03	18.204
6.500 6.999	84	14,380,722.28	25.519	63	10,618,260.70	6.209	59	10,274,218.60	20.633
7.000 7.499	43	6,008,342.16	10.662	32	6,327,747.98	3.700	32	4,771,949.62	9.583
7.500 7.999	45	5,168,877.63	9.172	75	11,972,215.64	7.000	53	7,479,483.11	15.021
8.000 8.499	31	3,467,617.07	6.153	36	6,624,815.20	3.874	18	1,378,836.30	2.769
8.500 8.999	33	2,366,540.16	4.199	82	15,214,910.97	8.897	33	2,751,117.96	5.525
9.000 9.499	31	1,574,080.44	2.793	89	14,891,472.33	8.707	33	1,873,443.17	3.762
9.500 9.999	57	2,098,167.05	3.723	113	19,815,104.53	11.586	62	2,588,670.54	5.199
10.000 10.499	40	1,633,662.62	2.899	82	12,910,380.65	7.549	37	1,459,050.85	2.930
10.500 10.999	49	1,959,596.30	3.477	165	24,361,920.79	14.245	36	1,356,642.75	2.724
11.000 11.499	30	1,239,003.12	2.199	100	12,266,858.24	7.173	16	597,843.10	1.201
11.500 11.999	9	376,646.44	0.668	63	7,191,371.35	4.205	11	451,760.14	0.907
12.000 12.499	1	50,775.72	0.090	33	2,766,800.14	1.618	0	0.00	0.000
12.500 12.999	0	0.00	0.000	17	1,928,180.22	1.127	1	22,300.69	0.045
>= 13.000	0	0.00	0.000	13	1,150,682.73	0.673	0	0.00	0.000
Total	527	56,353,513.09	100.000	1,073	171,020,493.62	100.000	471	49,794,903.10	100.000

**Structured Asset Investment Loan Trust**  
**Mortgage Pass-Through Certificates**  
**Series 2005-5**

Contact: Customer Service - CTSLink  
Wells Fargo Bank, N.A.  
Securities Administration Services  
7485 New Horizon Way  
Frederick, MD 21703  
www.ctslink.com  
Telephone: (301) 815-6600  
Fax: (301) 815-6660

24-Aug-2007 10:36:01AM

**Interest Rate Stratification**

Current Interest Rate Range (%)	3(B)			4(A)			4(B)		
	Number Of Loans	Outstanding Scheduled Balance(\$)	Percentage Of Balance(%)	Number Of Loans	Outstanding Scheduled Balance(\$)	Percentage Of Balance(%)	Number Of Loans	Outstanding Scheduled Balance(\$)	Percentage Of Balance(%)
< 5.000	2	423,828.82	0.310	0	0.00	0.000	0	0.00	0.000
5.000 5.499	6	1,178,998.61	0.862	0	0.00	0.000	4	1,917,095.57	1.161
5.500 5.999	41	8,211,445.84	6.001	28	11,415,828.86	22.855	23	10,259,120.62	6.214
6.000 6.499	39	7,233,490.96	5.286	32	10,880,042.09	21.782	14	5,085,110.84	3.080
6.500 6.999	55	10,343,451.97	7.559	35	8,695,300.97	17.408	20	9,482,390.92	5.743
7.000 7.499	35	5,865,451.89	4.287	19	4,453,866.86	8.917	10	3,017,678.57	1.828
7.500 7.999	38	6,344,700.61	4.637	9	2,018,523.13	4.041	24	8,439,722.49	5.112
8.000 8.499	39	7,501,166.42	5.482	9	942,274.07	1.886	33	10,917,640.03	6.612
8.500 8.999	60	11,013,233.61	8.049	21	2,292,960.15	4.591	61	25,882,995.70	15.677
9.000 9.499	95	16,747,919.82	12.240	16	1,743,864.04	3.491	61	24,516,489.41	14.849
9.500 9.999	106	19,083,058.02	13.946	28	2,359,287.80	4.723	58	20,950,805.07	12.689
10.000 10.499	77	12,884,730.47	9.416	24	1,800,835.16	3.605	54	16,670,605.63	10.097
10.500 10.999	111	16,168,291.90	11.816	28	1,899,817.92	3.804	68	16,235,783.54	9.834
11.000 11.499	74	8,448,934.57	6.175	19	1,216,489.62	2.435	42	6,249,550.19	3.785
11.500 11.999	24	2,097,409.99	1.533	4	179,664.57	0.360	20	3,441,749.51	2.085
12.000 12.499	17	1,856,029.21	1.356	0	0.00	0.000	5	739,067.54	0.448
12.500 12.999	4	527,578.00	0.386	1	50,005.59	0.100	3	320,216.07	0.194
>= 13.000	11	903,115.85	0.660	0	0.00	0.000	3	980,256.56	0.594
Total	834	136,832,836.56	100.000	273	49,948,760.83	100.000	503	165,106,278.26	100.000

**Structured Asset Investment Loan Trust**  
**Mortgage Pass-Through Certificates**  
**Series 2005-5**

24-Aug-2007 10:36:01AM

**Supplemental Reporting**

<b><u>Determination Date:</u></b>
With respect to each Distribution Date, the 18th day of the month in which such Distribution Date occurs, or, if such 18th day is not a Business Day, the next succeeding Business Day.
<b><u>Distribution Date:</u></b>
The 25th day of each month or, if such 25th day is not a Business Day, the next succeeding Business Day, commencing in June 2005.
<b><u>LIBOR Determination Date:</u></b>
The second LIBOR Business Day immediately preceding the commencement of each Accrual Period for any LIBOR Certificate.
<b><u>Record Date:</u></b>
With respect to any Class of Book-Entry Certificates and any Distribution Date, the close of business on the Business Day immediately preceding such Distribution Date. With respect to any Class of Definitive Certificates and any Distribution Date, the last Business Day of the month immediately preceding the month in which the Distribution Date occurs (or, in the case of the first Distribution Date, the Closing Date).
<b><u>Master Servicer Remittance Date</u></b>
With respect to each Distribution Date, two Business Days immediately preceding such Distribution Date.
<b><u>Closing Date:</u></b>
May 27, 2005.