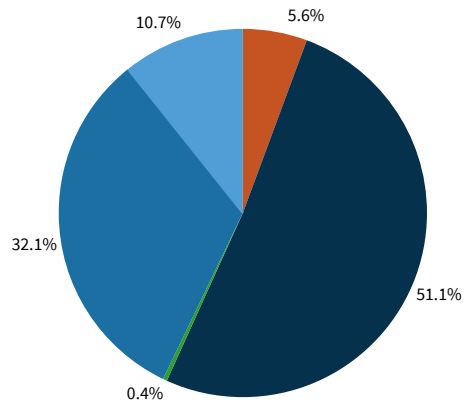
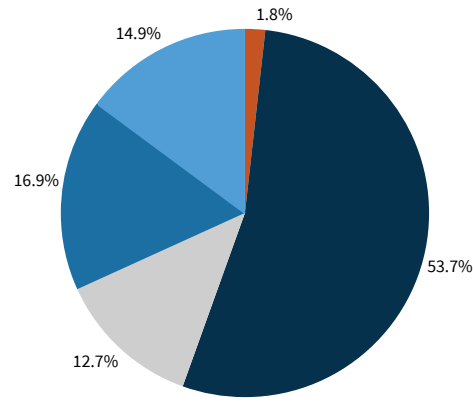


Investor Distribution for CAS 2021-R01

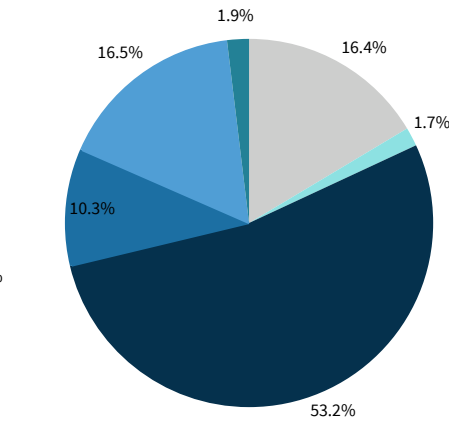
1M-1



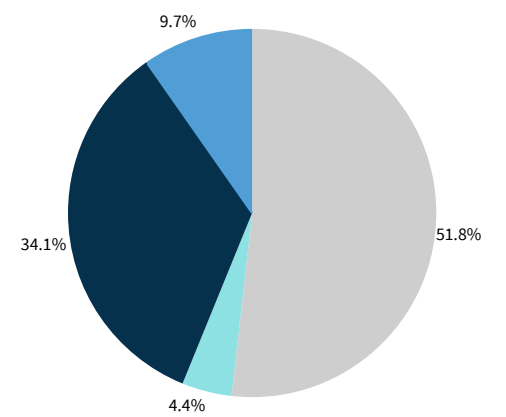
1M-2



1B-1



1B-2



Investor Type	1M-1	1M-2	1B-1	1B-2
Credit Union	5.6%	1.8%		
Diversified/Multi-Strategy	51.1%	53.7%	53.2%	34.1%
Endowments/Foundation	0.4%			
Hedge Fund/Private Equity		12.7%	16.4%	51.8%
Insurance/Reinsurance Company	32.1%	16.9%	10.3%	
Mutual Fund	10.7%	14.9%	16.5%	9.7%
REIT			1.7%	4.4%
State/Local Government			1.9%	

- Numbers may not foot due to rounding.

